



US00D374336S

United States Patent [19] de Silva et al.

[11] Patent Number: **Des. 374,336**

[45] Date of Patent: ****Oct. 8, 1996**

[54] **HEEL GUARD FOR SHOES**

[76] Inventors: **Marcy A. de Silva; Niranjan B. de Silva**, both of 4248 S. Granby Ct. Unit D, Aurora, Colo. 80014

[**] Term: **14 Years**

[21] Appl. No.: **40,673**

[22] Filed: **Jun. 22, 1995**

[52] U.S. Cl. **D2/915**

[58] Field of Search **D2/915; 36/72 B, 36/72 R, 7.1 R**

3,851,412	12/1974	Voegele et al.	36/72 B
4,441,264	4/1984	Hantz-Guibas et al.	36/72 B
4,459,764	7/1984	Beck	36/72 B
4,660,301	4/1987	Atwood	36/72 B
4,750,278	6/1988	Cates	36/72 B
4,756,097	7/1988	Sanders	36/72 B
4,794,705	1/1989	Sanders	36/72 B
5,357,694	10/1994	Mauck	36/72 B

FOREIGN PATENT DOCUMENTS

2188224	9/1987	United Kingdom .
2228179	8/1990	United Kingdom .
2245146	1/1992	United Kingdom .

Primary Examiner—Doris V. Coles

Attorney, Agent, or Firm—Lee R. Osman; Holland & Hart LLP

[56] References Cited

U.S. PATENT DOCUMENTS

118,201	8/1871	Collier .	
D. 253,318	11/1979	Maccario .	
D. 268,376	3/1983	Scharf .	
D. 278,184	4/1985	Cross .	
D. 282,122	1/1986	Beck .	
D. 306,932	4/1990	Flanders .	
D. 318,560	7/1991	Fitzpatrick et al.	D2/915
D. 336,558	6/1993	Escoffier	D2/915
1,631,310	6/1927	Doran .	
1,691,582	11/1928	Nowak .	
1,830,912	11/1931	Ramey .	
1,855,304	4/1932	Minton	36/72 B
3,063,172	11/1962	Beattie .	
3,066,427	12/1962	Matthews .	
3,095,659	7/1963	McClellan .	
3,112,571	12/1963	Musgrave .	
3,187,446	6/1965	Boldemann .	
3,217,430	11/1965	Novick .	
3,239,953	3/1966	Norton .	

[57] CLAIM


The ornamental design for a heel guard for shoes, as shown and described.

DESCRIPTION

FIG. 1 is a side elevation view of a heel guard for shoes embodying our new design;
 FIG. 2 is a perspective view of the heel guard for shoes;
 FIG. 3 is a front elevation view thereof;
 FIG. 4 is a right side view thereof, the left side being a mirror image thereof;
 FIG. 5 is a rear view thereof;
 FIG. 6 is a bottom view thereof; and,
 FIG. 7 is a top view thereof.

The broken line showing of a shoe in FIG. 1 is for illustrative purposes only and forms no part of the claimed design.

1 Claim, 3 Drawing Sheets



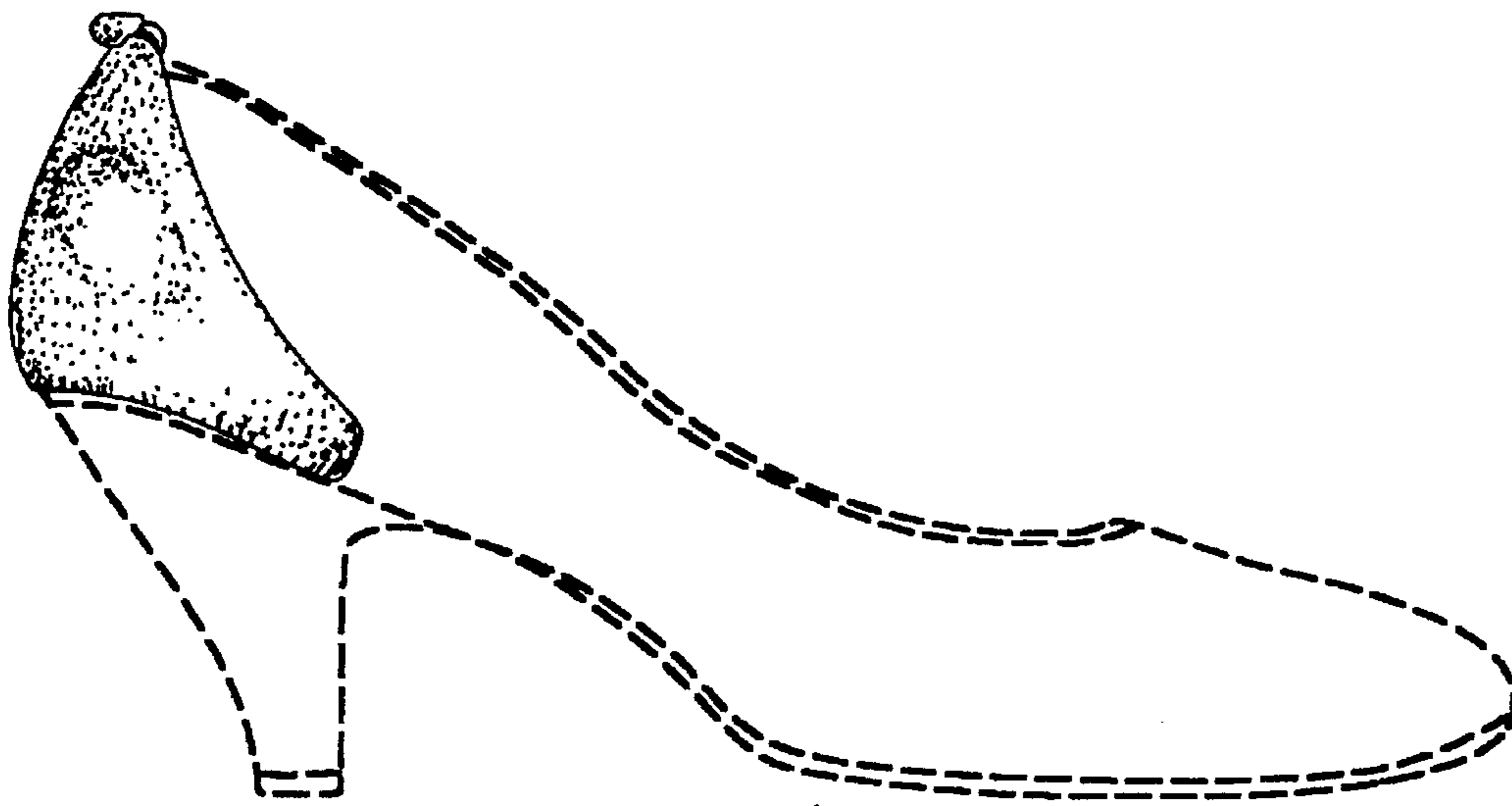


Fig. 1

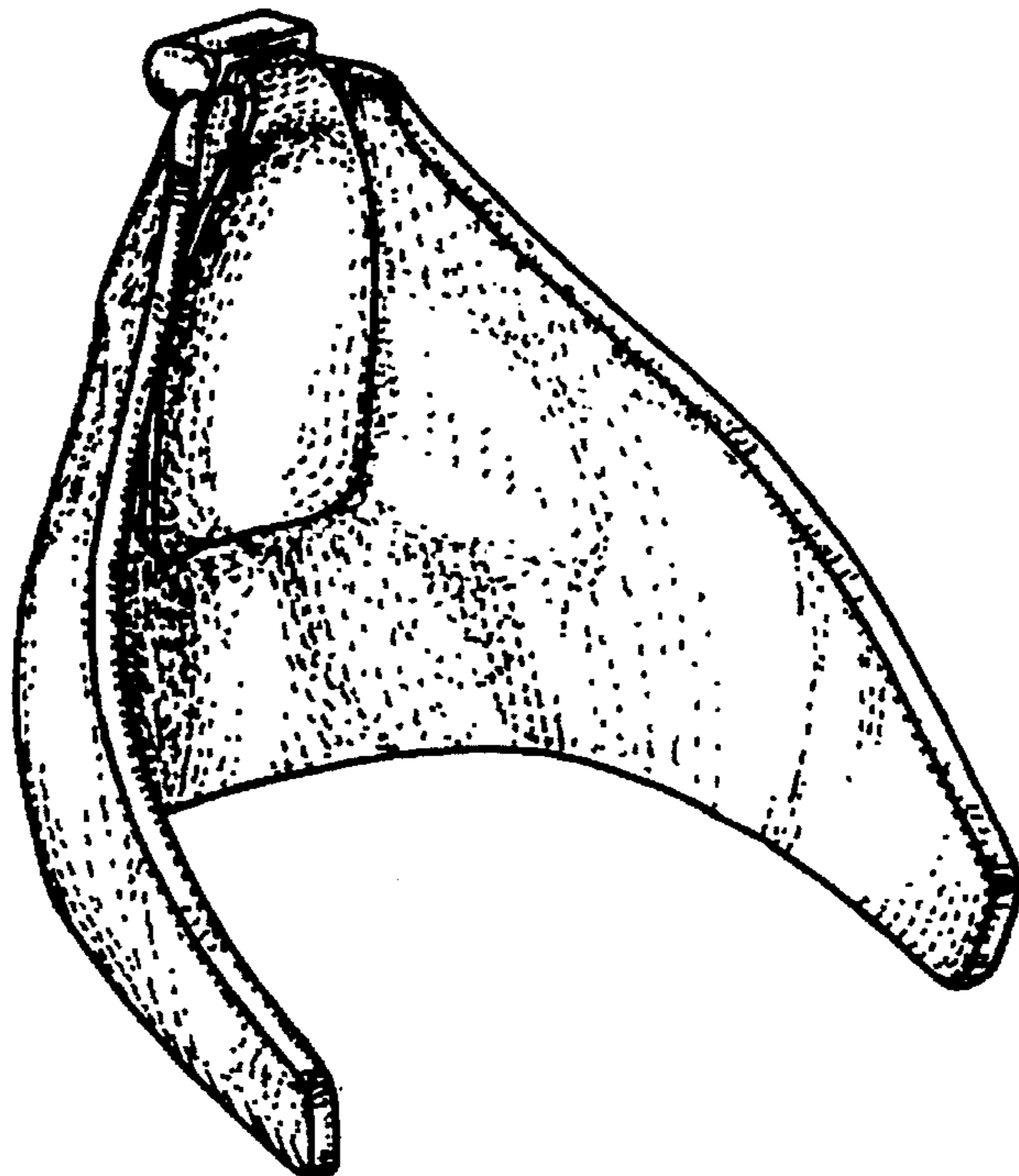


Fig. 2

Fig. 3

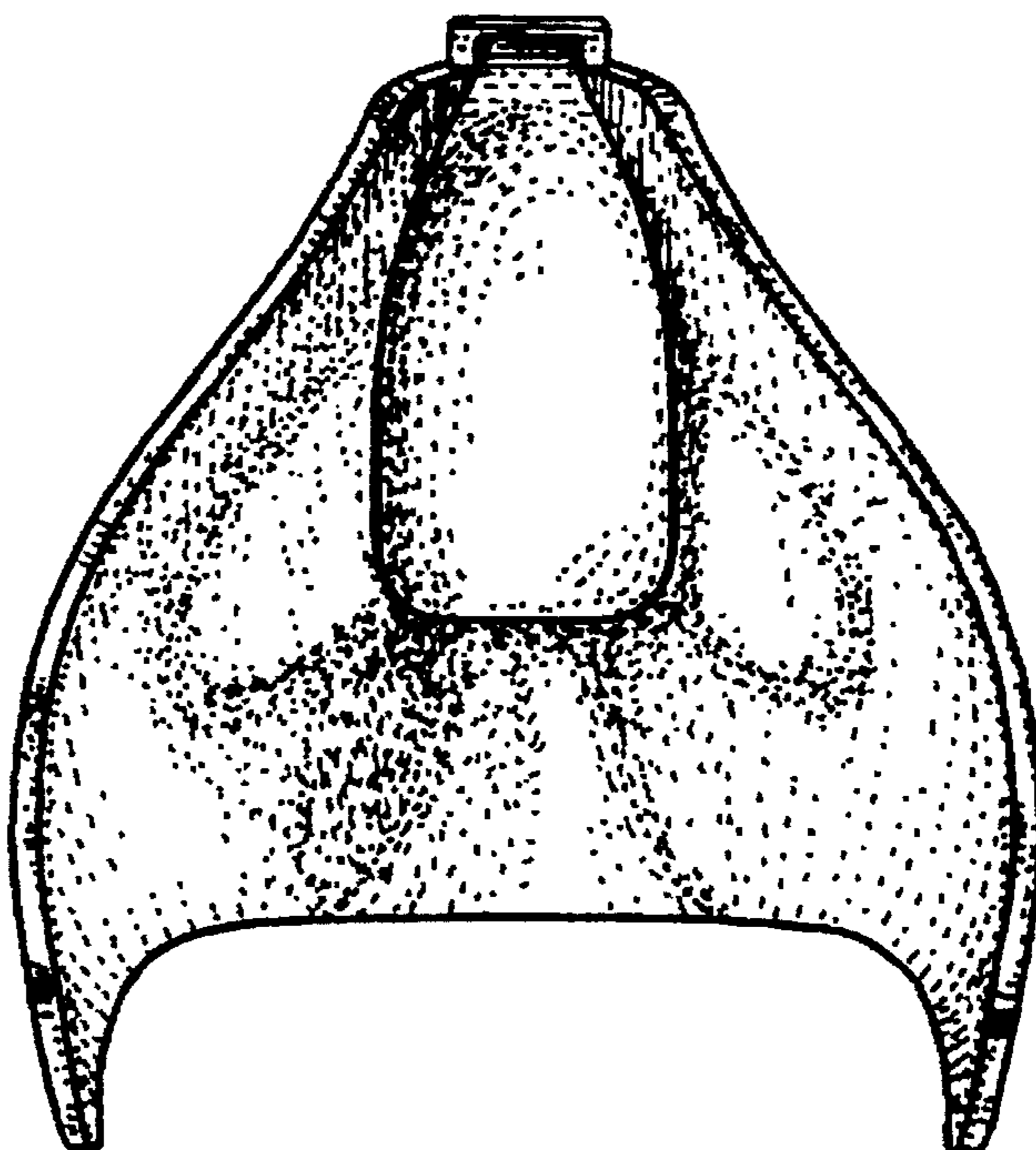


Fig. 4

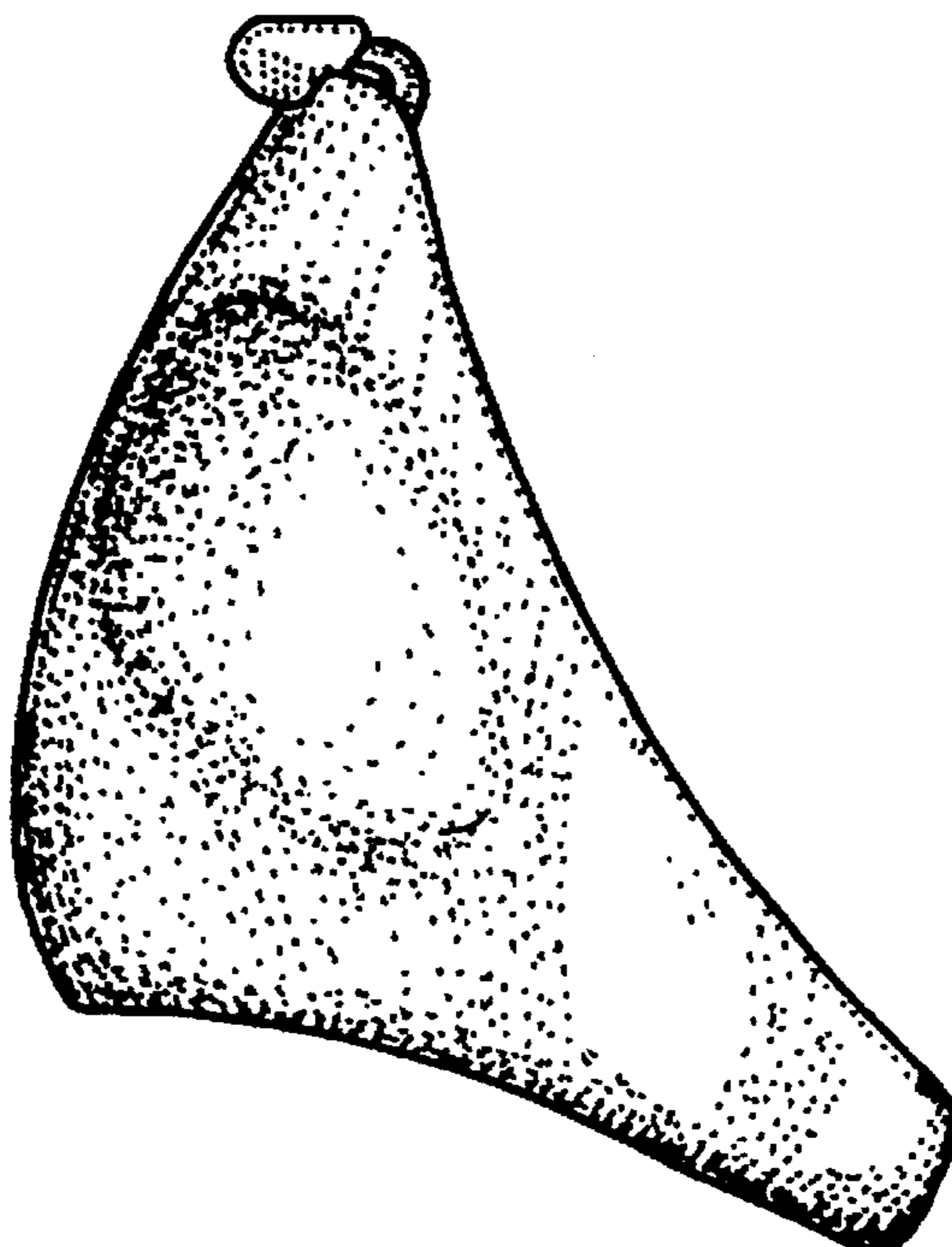


Fig. 5

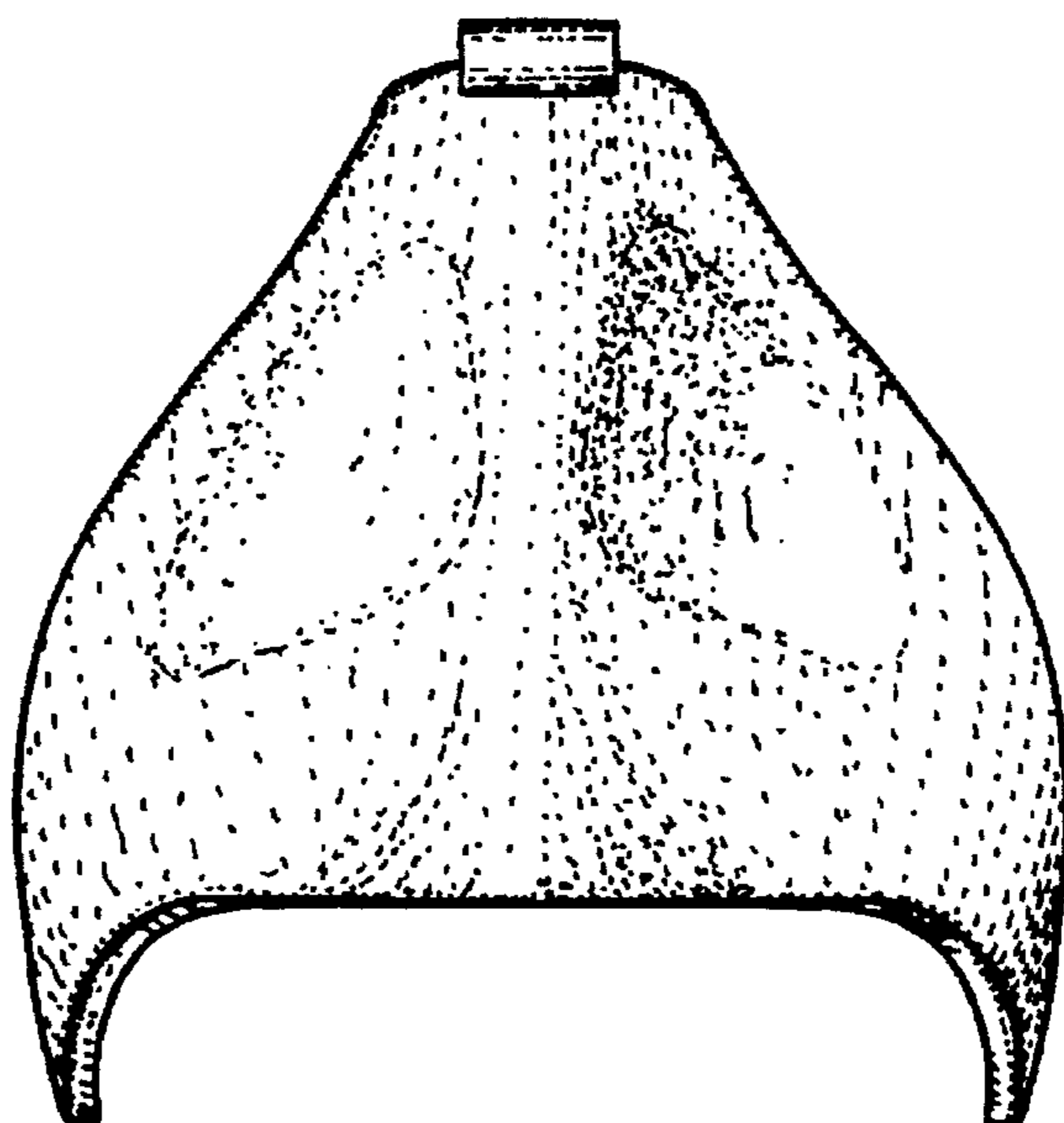


Fig. 6

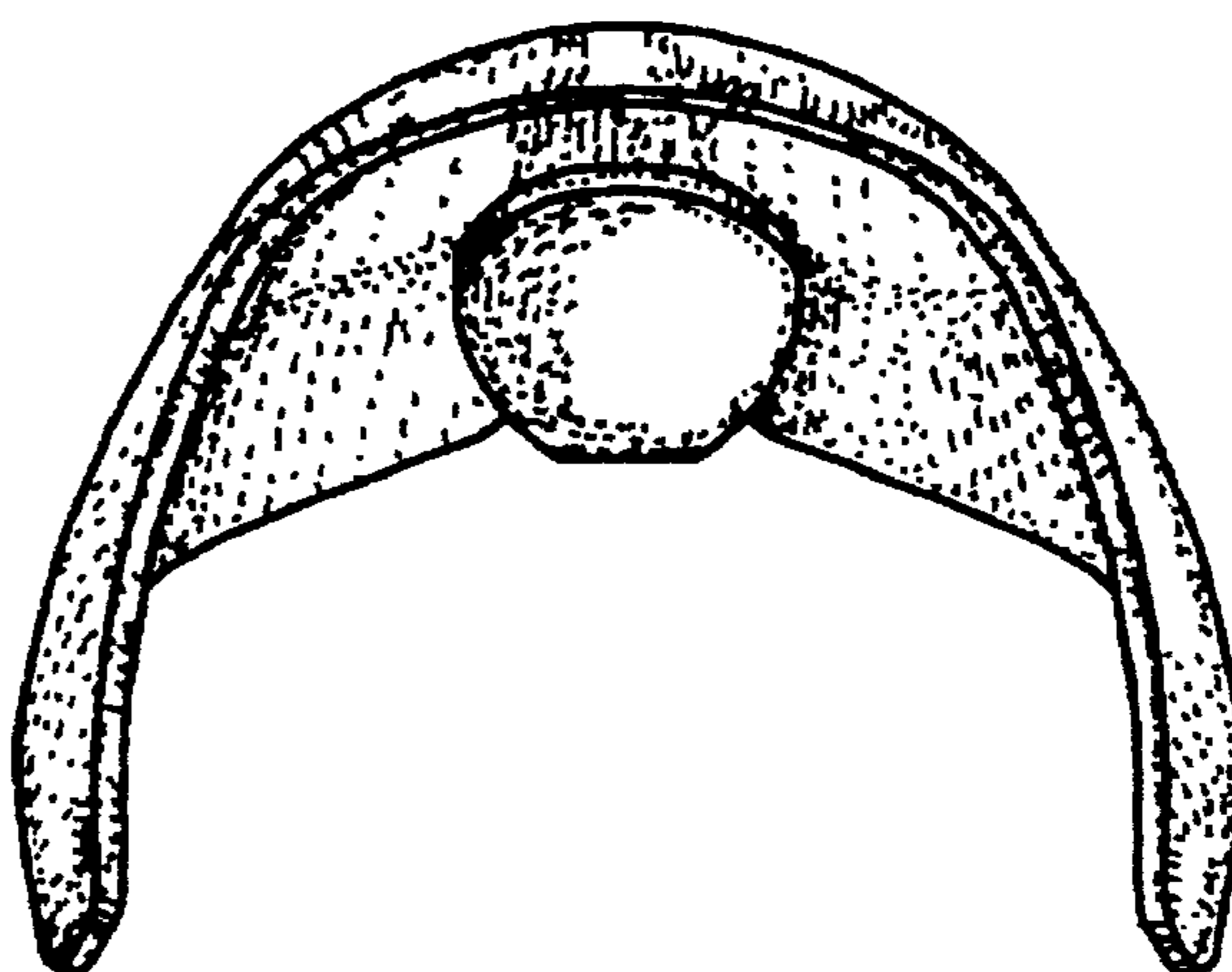


Fig. 7

