



US00D374334S

United States Patent [19]

[11] Patent Number: **Des. 374,334**

Stroup

[45] Date of Patent: ****Oct. 8, 1996**

[54] **HEADBAND**

3,229,308	1/1966	Jensen	2/209.3
4,502,156	3/1985	Wishman	2/181
4,724,548	2/1988	London	D2/604 X
5,226,195	7/1993	Pappas, Jr.	2/338

[76] Inventor: **Katherine L. Stroup**, 59 Sheafe St.,
Portsmouth, N.H. 03801

[**] Term: **14 Years**

Primary Examiner—Paula A. Mortimer
Attorney, Agent, or Firm—Kriegsman & Kriegsman

[21] Appl. No.: **40,333**

[57] **CLAIM**

[22] Filed: **Jun. 15, 1995**

The ornamental design for a headband, as shown and described.

[52] U.S. Cl. **D2/894**

[58] Field of Search D2/865, 866, 867,
D2/875, 894, 500, 502; 2/171, 170, 181,
209.3, 181.6, 182.3, 183, 174, DIG. 11,
912, 917, 300, 311, 338; 132/275; D28/41

DESCRIPTION

FIG. 1 is a rear perspective view of a headband showing my new design, the broken line showing of the human is for illustrative purposes, and forms no part of the claimed design;

FIG. 2 is a front elevational view thereof;

FIG. 3 is a rear elevational view thereof;

FIG. 4 is a bottom plan view thereof, the top plan view being a mirror image; and,

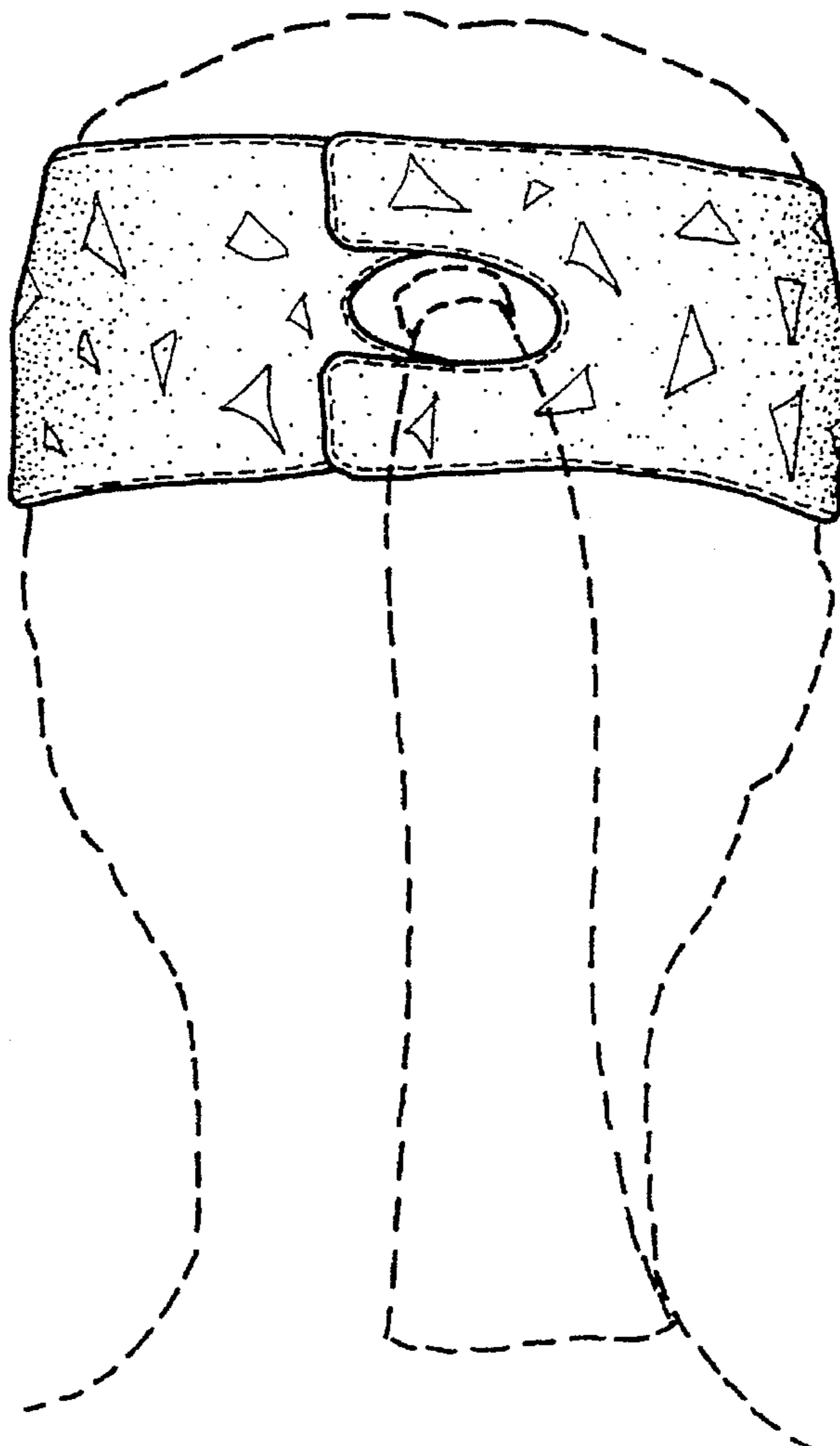
FIG. 5 is an end elevational view thereof, the opposite end is essentially the same.

[56] References Cited

U.S. PATENT DOCUMENTS

D. 277,330	1/1985	Wasson	D2/877
D. 316,774	5/1991	Falk	D2/875
1,897,146	2/1933	Richardson	2/171
2,580,323	12/1951	Russell	2/181
3,086,529	4/1963	Munz et al.	2/311 X
3,131,400	5/1964	Blanchard et al.	D2/894 X

1 Claim, 2 Drawing Sheets



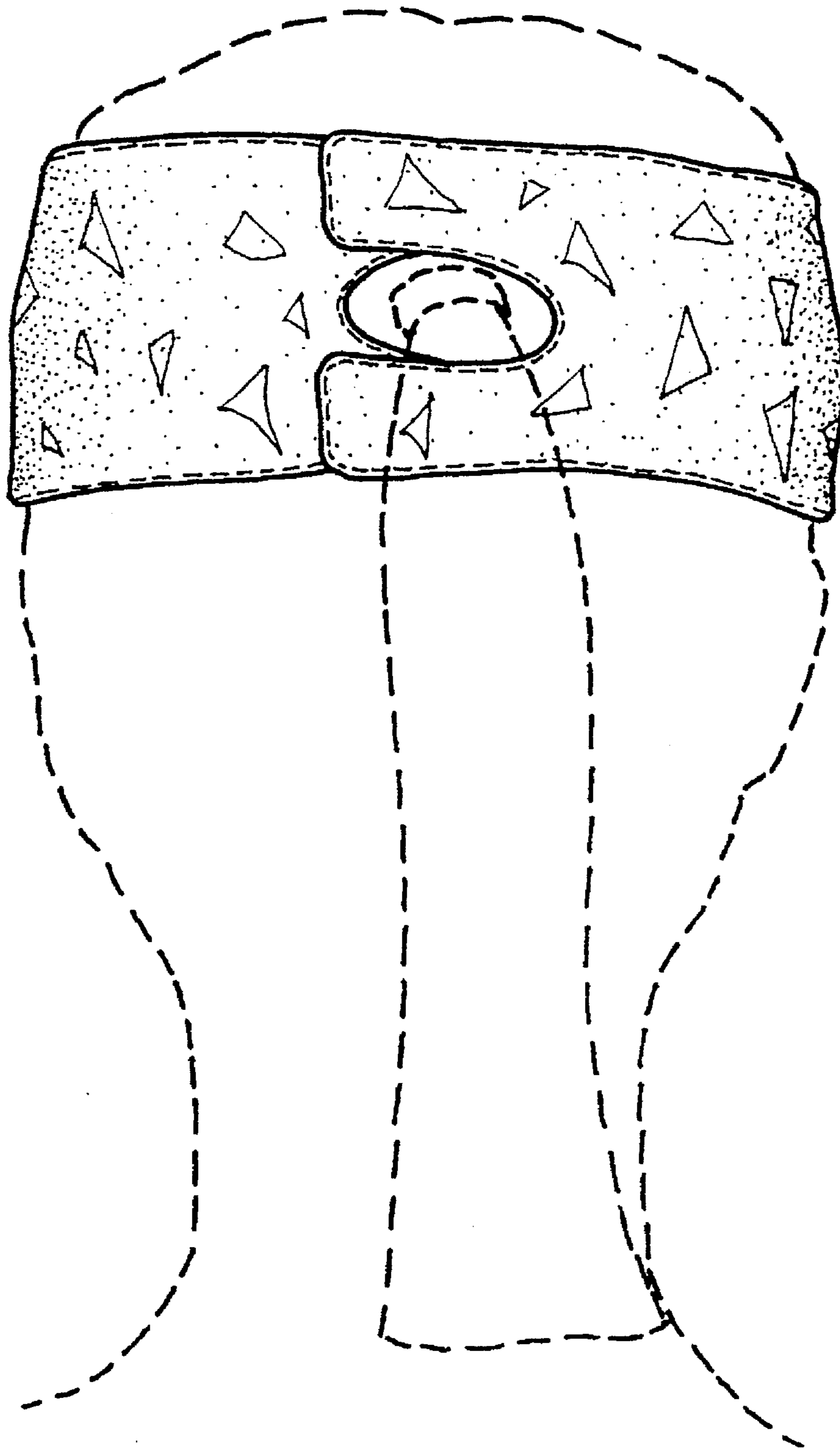


FIG. 1

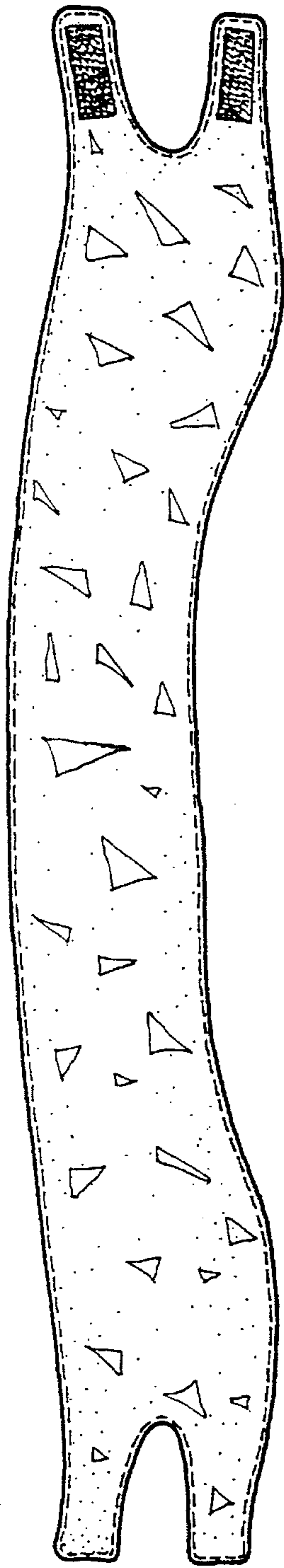


FIG. 2

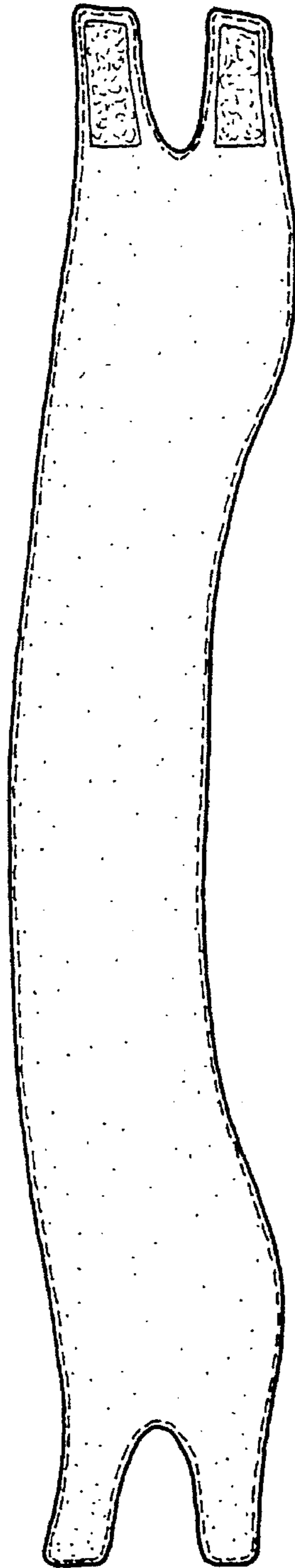


FIG. 3



FIG. 4




FIG. 5