



US00D374333S

United States Patent [19]

[11] Patent Number: **Des. 374,333**

Davis

[45] Date of Patent: ****Oct. 8, 1996**

[54] **PAD FOR HEADWEAR**

4,481,681	11/1984	Hankin	2/195.1 X
4,856,116	8/1989	Sullivan	2/181
4,941,210	7/1990	Konucik	2/171
5,146,630	9/1992	Richard	2/181

[76] Inventor: **Sandra C. T. Davis**, 2381 Via Laton, Oroville, Calif. 95966

[**] Term: **14 Years**

Primary Examiner—Paula A. Mortimer

[21] Appl. No.: **38,779**

[57] CLAIM

[22] Filed: **May 9, 1995**

The ornamental design for a pad for headwear, as shown and described.

Related U.S. Application Data

DESCRIPTION

[63] Continuation of Ser. No. 14,764, Dec. 20, 1993, abandoned.

[52] U.S. Cl. **D2/894**

[58] Field of Search D2/500, 501, 865, D2/866, 872, 873, 876, 879, 882, 884, 885, 891, 894; 2/171, 181, 195.1, 12, DIG. 11; 132/273

FIG. 1 is a top plan view of a pad for headwear showing my new design;

FIG. 2 is a bottom plan view thereof;

FIG. 3 is a left side elevational view thereof;

FIG. 4 is a right side elevational view thereof;

FIG. 5 is a front end view, the opposite back end view appears the same; and,

FIG. 6 is a perspective view of a pad for headwear in an in-use position.

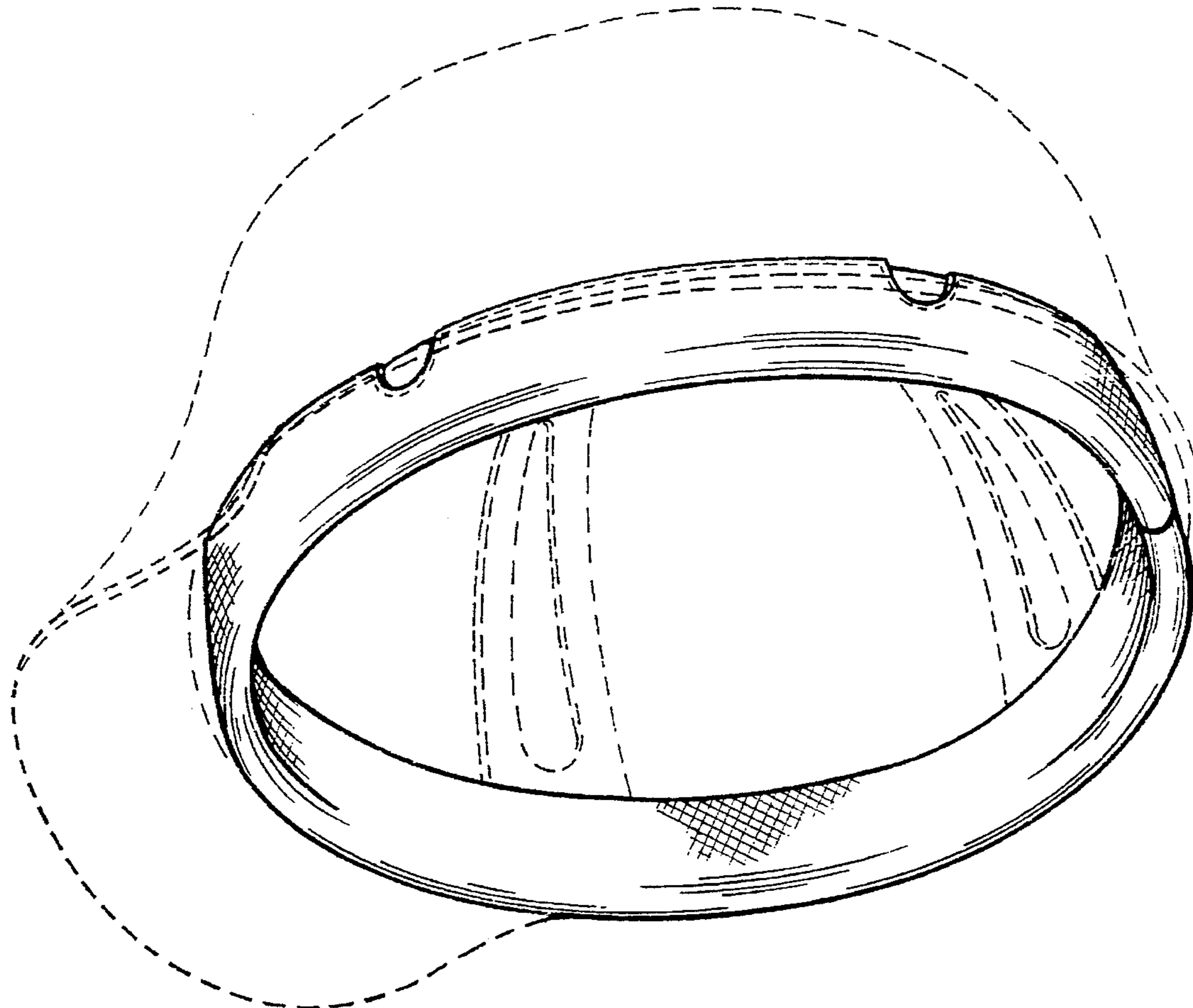
The broken lines showing in FIGS. 1, 2, and portions of FIG. 6 of the claimed design represent stitching, whereas the broken lines forming a hard hat or bump cap in FIG. 6 are for illustrative purposes only and form no part of the claimed design.

[56] References Cited

U.S. PATENT DOCUMENTS

D. 309,523	7/1990	Martin	D2/894 X
D. 317,523	6/1991	Smith	D2/894
2,560,267	7/1951	Baker et al.	132/273
2,994,090	8/1961	Ostwald	2/183 X
4,390,998	7/1983	Gallin	2/195.5 X
4,406,021	9/1983	Bloom	2/181

1 Claim, 3 Drawing Sheets



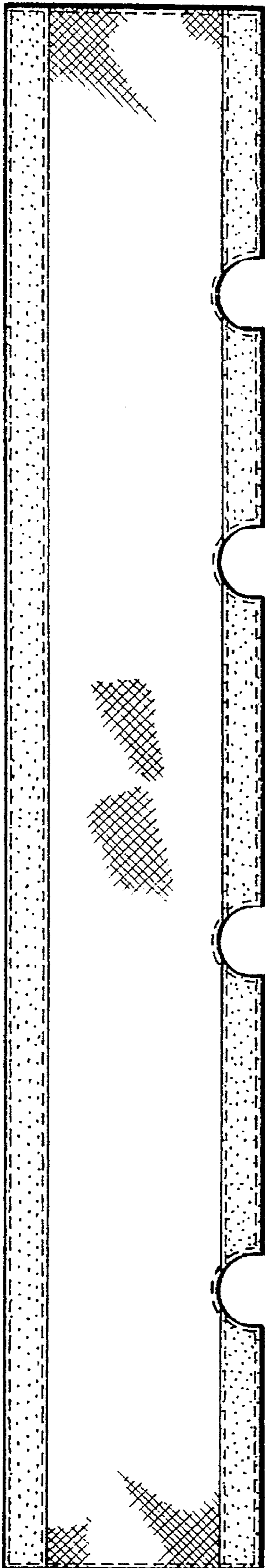


FIG. 1




FIG. 2



FIG. 3



FIG. 4



FIG. 5

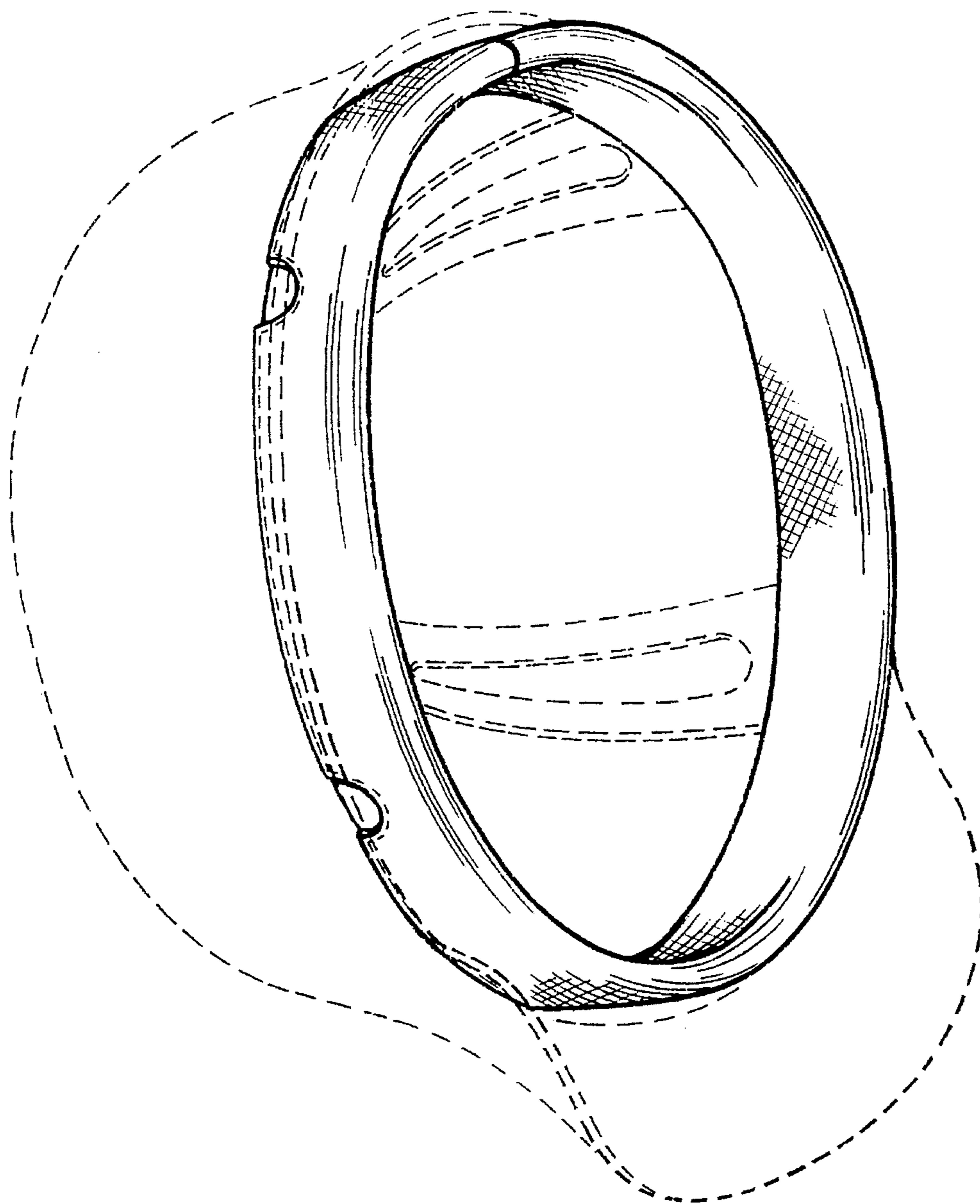


FIG. 6