



US00D374327S

# United States Patent [19]

Marguerie

[11] Patent Number: **Des. 374,327**

[45] Date of Patent: **\*\*Oct. 8, 1996**

[54] **SEAT BELT CLIP**

[75] Inventor: **Patrick Marguerie**, Cygnes, France

[73] Assignee: **Impex SA**, Les Abrets, France

[\*\*] Term: **14 Years**

4,972,557 11/1990 Williams ..... 24/163 K  
 5,263,214 11/1993 McLaughlin et al. .... 24/169 X  
 5,384,938 1/1995 Frederick ..... 24/3.12 X  
 5,410,780 5/1995 Silagy ..... 24/163 K X

*Primary Examiner*—Paula A. Mortimer  
*Attorney, Agent, or Firm*—Kokjer, Kircher, Bowman & Johnson

[21] Appl. No.: **37,337**

[22] Filed: **Apr. 11, 1995**

## [57] CLAIM

The ornamental design for a seat belt clip, as shown and described.

[30] **Foreign Application Priority Data**

Oct. 12, 1994 [XH] Hague Agreement ..... DM/030 961

[52] **U.S. Cl.** ..... **D2/639**; 24/163 K; 24/3.11

[58] **Field of Search** ..... D2/639, 624, 627, D2/640; D11/200, 218; 280/751, 801.1, 801.2; 297/482; 24/163 K, 169, 598.2, 453, 3.11, 3.12

## DESCRIPTION

FIG. 1 is a top, front and side perspective view of a seat belt clip showing my new design;

FIG. 2 is a front elevational view thereof;

FIG. 3 is a side elevational view thereof from the right of FIG. 2; the elevational view thereof opposite that shown in FIG. 3 being the mirror image thereof;

FIG. 4 is a rear elevational view thereof;

FIG. 5 is a top plan view thereof; and,


FIG. 6 is a bottom plan view thereof.


[56] **References Cited**

**U.S. PATENT DOCUMENTS**


D. 339,909 10/1993 Burton ..... D2/639  
 3,016,224 1/1962 Hall ..... 24/3.12 X  
 4,627,132 12/1986 Markham ..... 24/163 K X

**1 Claim, 2 Drawing Sheets**







*Fig. 1.*




*Fig. 2.*




*Fig. 3.*



*Fig. 4.*



*Fig. 5.*



*Fig. 6.*