



US00D374325S

# United States Patent [19]

[11] **Patent Number:** **Des. 374,325**

**Merrill et al.**

[45] **Date of Patent:** **\*\*Oct. 8, 1996**

[54] **CHILD RESTRAINING BELT FOR A RECREATIONAL VEHICLE**

2,817,393	12/1957	Mitchell	.....	2/338	X
4,697,849	10/1987	Smith	.....	24/306	X
4,800,629	1/1989	Ikeda	.....	24/170	
4,863,083	9/1989	Chen	.....	224/250	X
5,083,692	1/1992	Treese	.....	224/250	X
5,152,013	10/1992	Johnson	.....	224/253	X

[76] Inventors: **Robert D. Merrill; Marie L. Merrill**,  
both of HCR 33, Box 100, West Poland,  
Me. 04291

[\*\*] Term: **14 Years**

*Primary Examiner*—Theodore M. Shooman  
*Assistant Examiner*—C. Tuttle  
*Attorney, Agent, or Firm*—William B. Ritchie

[21] Appl. No.: **5,118**

[57] **CLAIM**

[22] Filed: **Feb. 23, 1993**

The ornamental design for child restraining belt for a recreational vehicle, as shown and described.

[52] U.S. Cl. .... **D2/627**

[58] **Field of Search** ..... D2/627, 628, 630;  
D29/10; 2/240, 309, 311, 317, 325, 320,  
338, 321; 224/250, 252; 24/306; 297/485,  
466; 280/290

**DESCRIPTION**

[56] **References Cited**

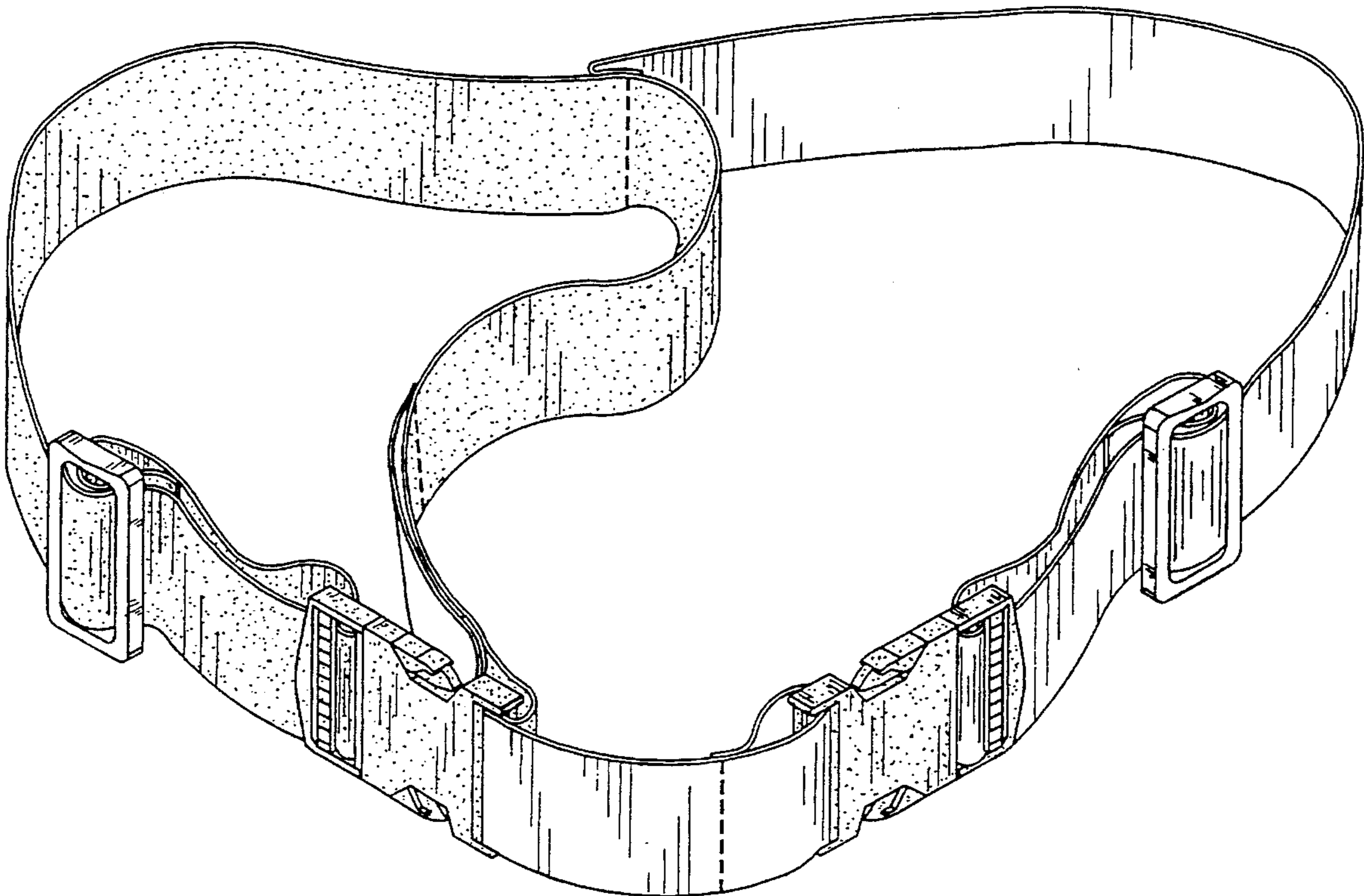
FIG. 1 is an isometric view of the child restraining belt for a recreational vehicle in accordance with the invention; and, FIG. 2 is an isometric view of the opposite side of FIG. 1, shown on an enlarged scale.

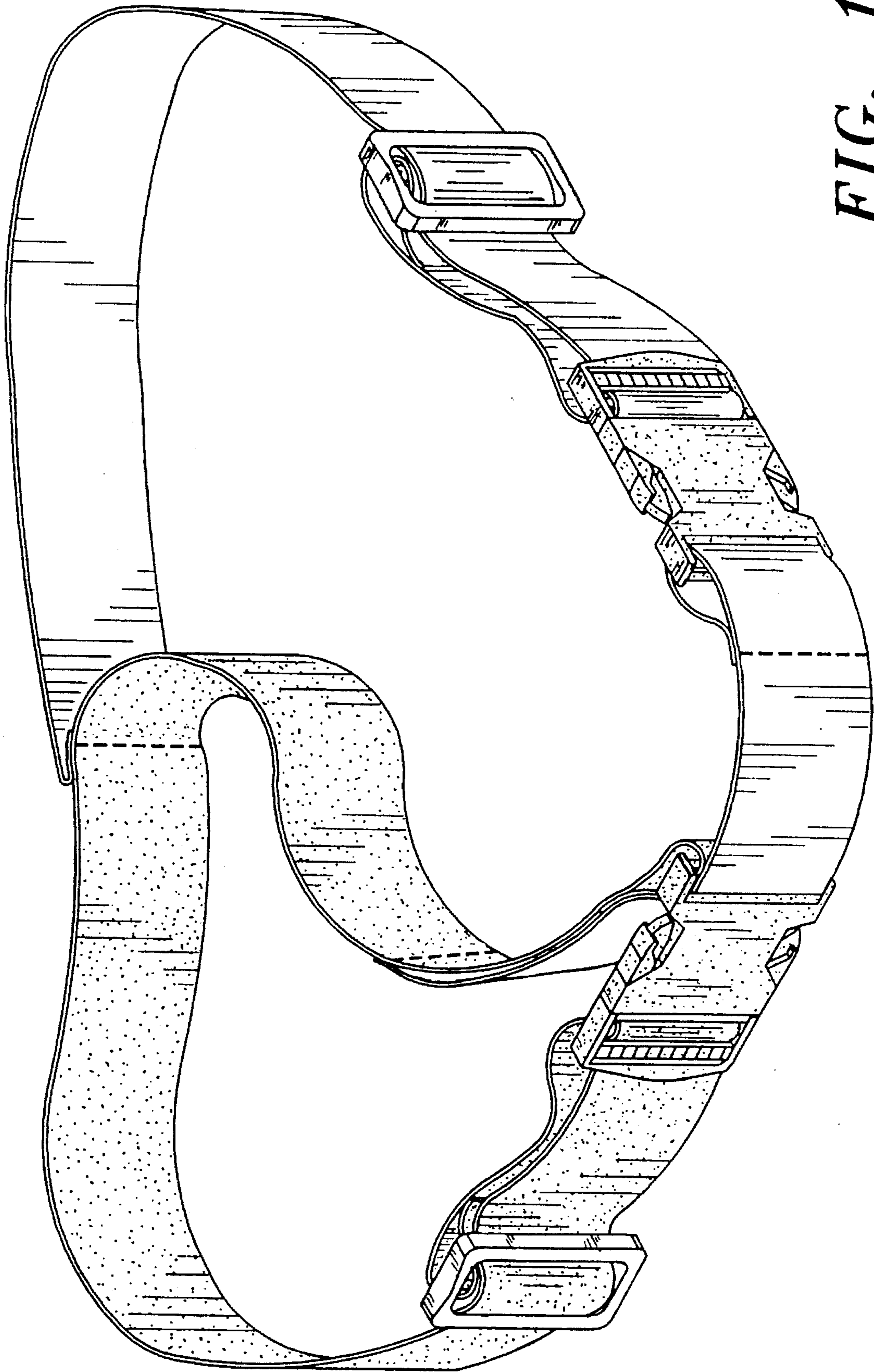
**U.S. PATENT DOCUMENTS**

The stippling represents a color contrasting surface

D. 287,664	1/1987	Sherwood et al.	.....	D2/627	
1,566,104	12/1957	Knothe	.....	D2/627	X

**1 Claim, 2 Drawing Sheets**





*FIG. 1*

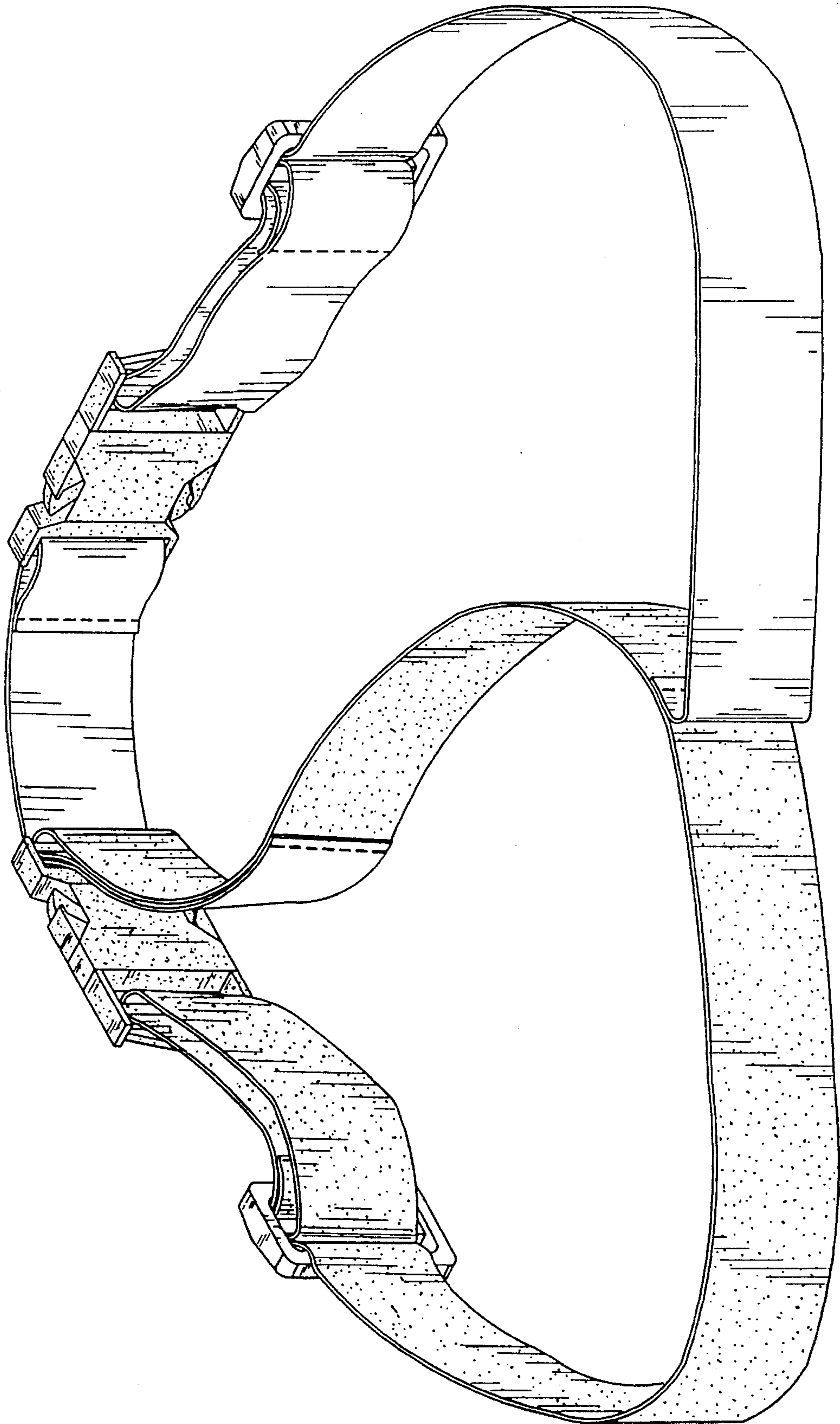


FIG. 2