



US00D374319S

**United States Patent** [19]  
**Schildgen**

[11] **Patent Number: Des. 374,319**

[45] **Date of Patent: \*\*Oct. 1, 1996**

[54] **GUTTER CLEANING TOOL**

4,868,818 7/1989 Smith ..... 15/236.04 X

[76] Inventor: **Noel Schildgen**, 150 Bolling Rd., N.E.,  
Atlanta, Ga. 30305

*Primary Examiner*—A. Hugo Word  
*Assistant Examiner*—Cynthia E. Ramirez  
*Attorney, Agent, or Firm*—Hopkins & Thomas

[\*\*] Term: **14 Years**

[57] **CLAIM**

[21] Appl. No.: **17,022**

The ornamental design of a gutter cleaning tool, as shown and described.

[22] Filed: **Jan. 3, 1994**

[52] U.S. Cl. .... **D32/35; D8/10**

[58] **Field of Search** ..... D32/35, 46, 49;  
D8/10, 11; 15/236.04, 236.01, 210.1; 294/49,  
55, 54.5

**DESCRIPTION**

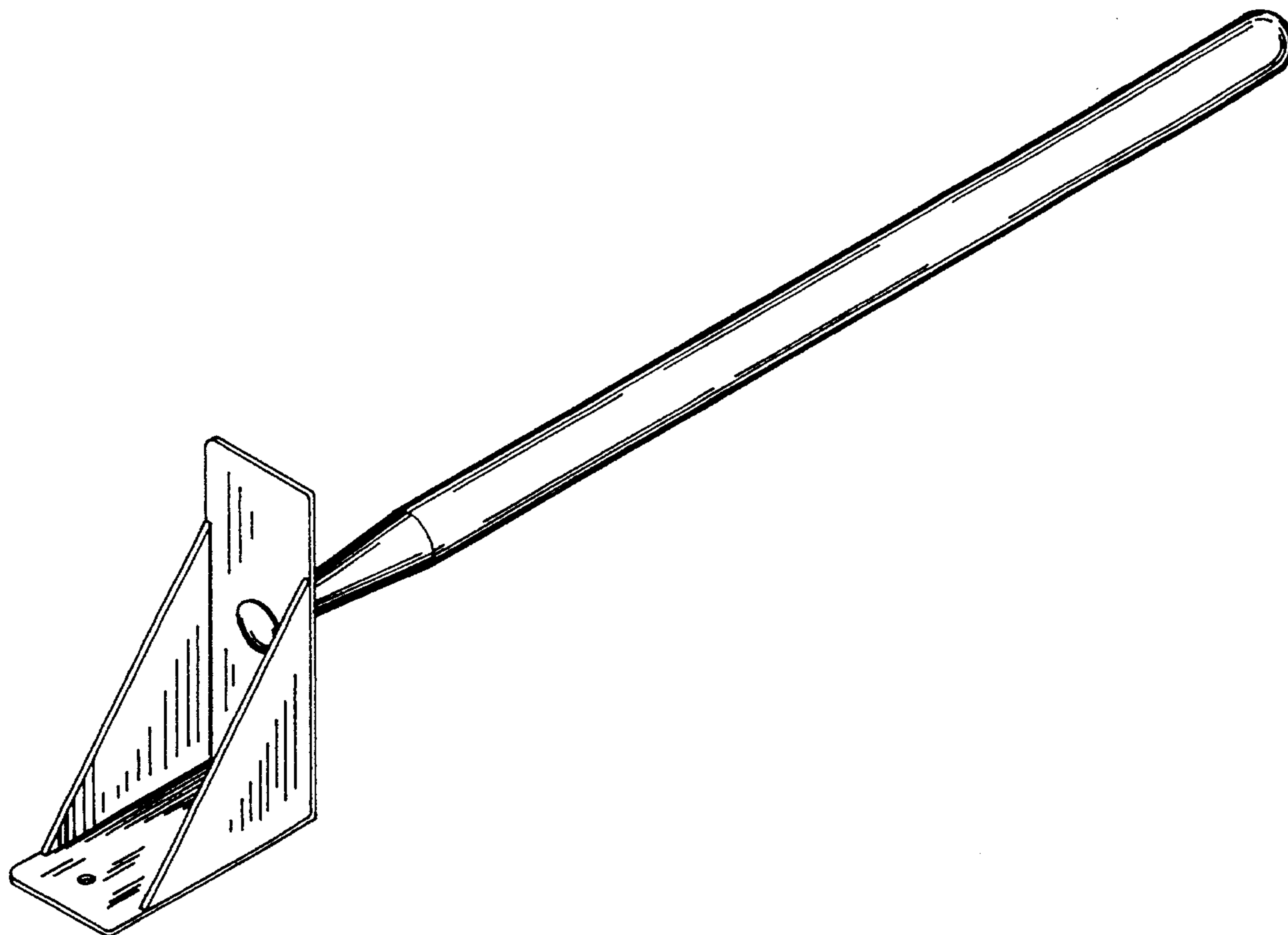
FIG. 1 is a perspective view of the gutter cleaning tool showing my new design;  
FIG. 2 is a top plan view thereof;  
FIG. 3 is a left side elevational view thereof;  
FIG. 4 is a right side elevational view thereof;  
FIG. 5 is a front elevational view thereof;  
FIG. 6 is a rear elevational view thereof; and,  
FIG. 7 is a bottom view thereof.

[56] **References Cited**

**U.S. PATENT DOCUMENTS**

D. 115,159	4/1938	Nelson	.....	D8/10
D. 267,357	12/1982	Hillstrom	.....	D32/46
D. 318,350	7/1991	Muffuletto	.....	D32/35
4,640,540	2/1987	Chisholm	.....	15/236.04 X

**1 Claim, 4 Drawing Sheets**






FIGURE 1



FIGURE 2

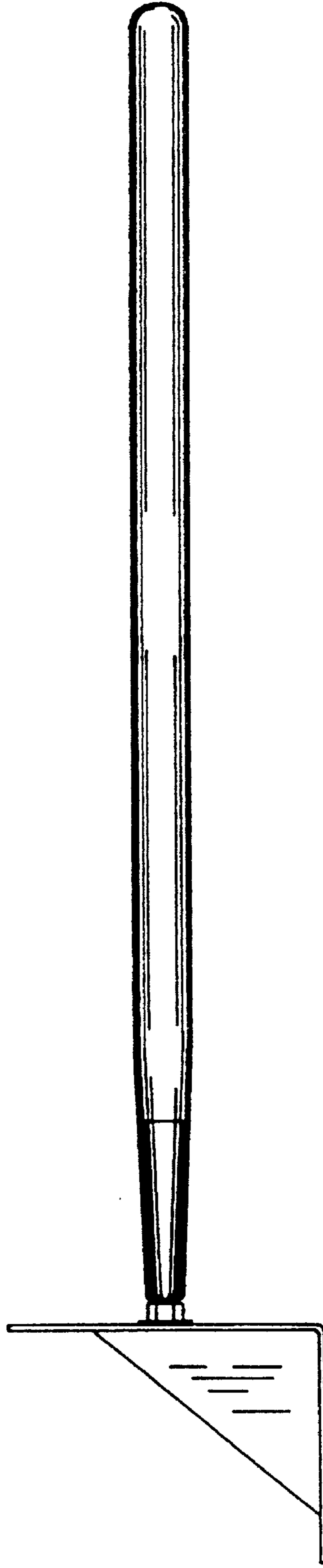


FIGURE 3

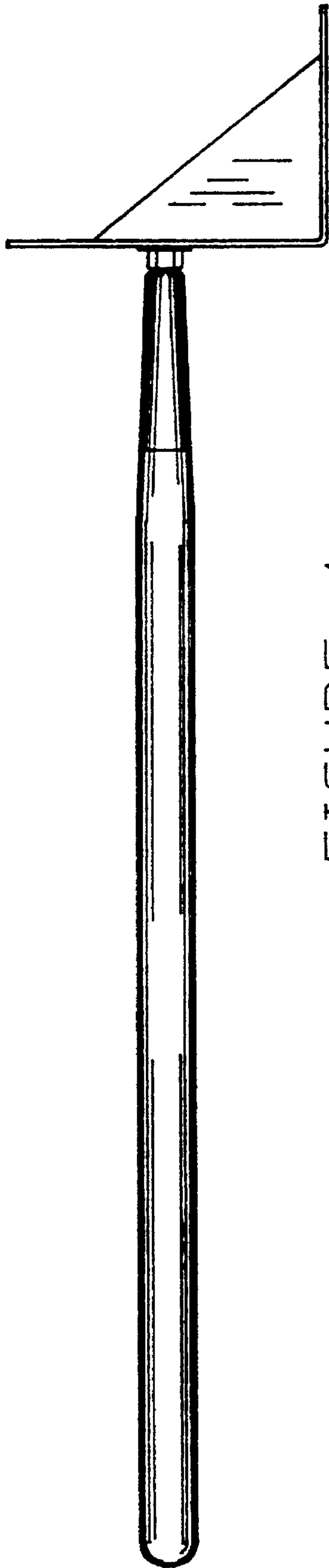


FIGURE 4

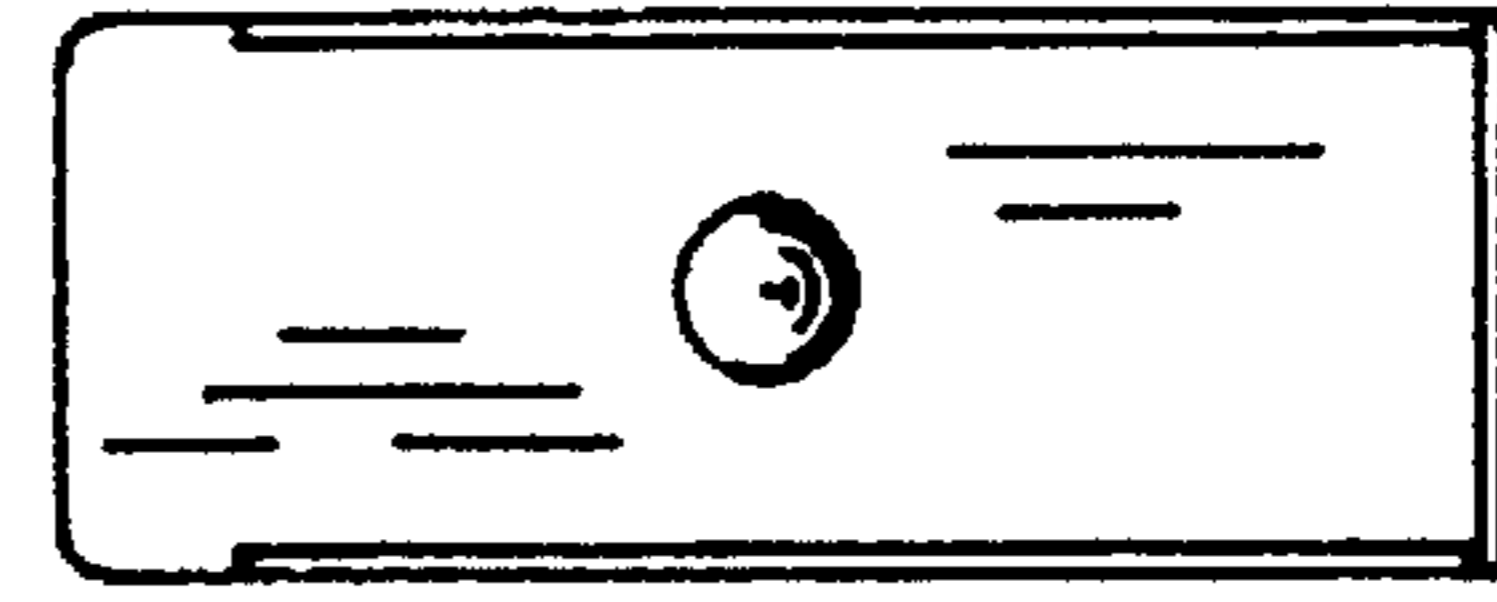


FIGURE 5

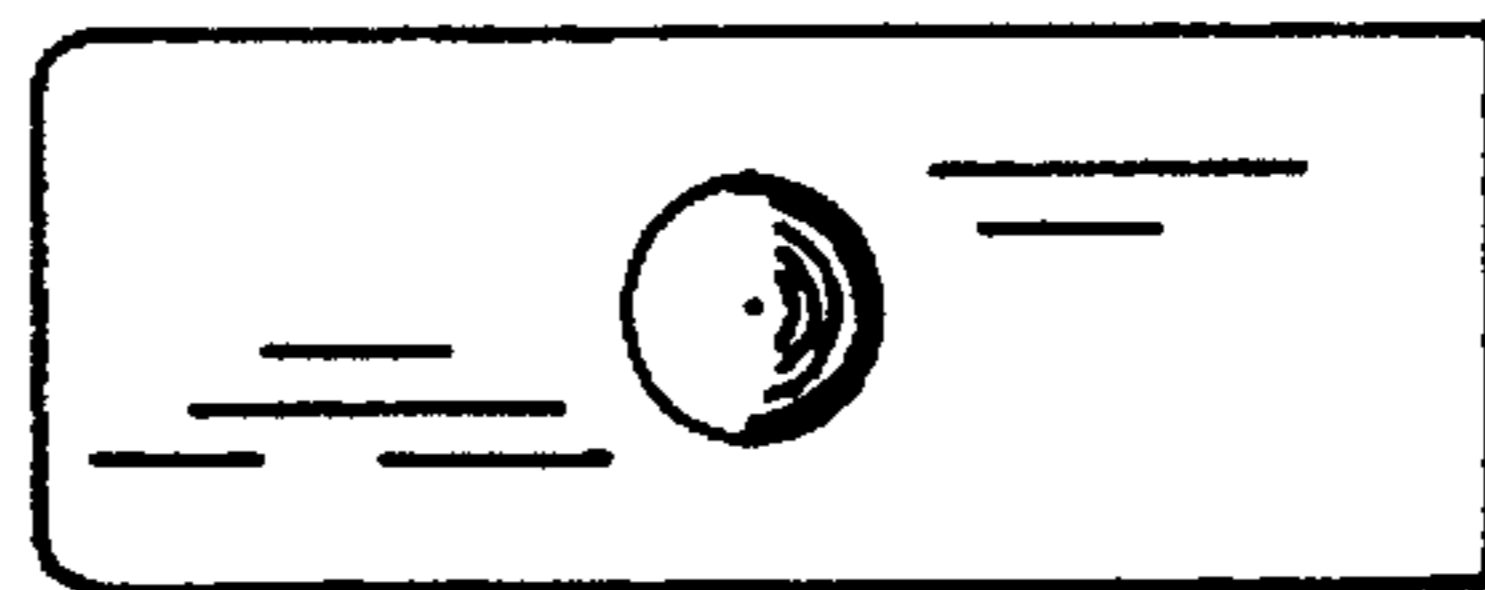


FIGURE 6

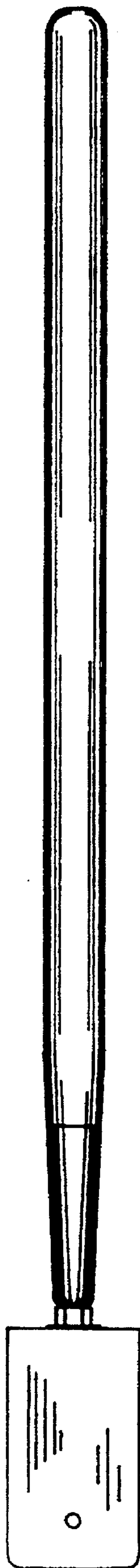


FIGURE 7