



US00D374314S

# United States Patent [19]

[11] Patent Number: **Des. 374,314**

**Kovach et al.**

[45] Date of Patent: **\*\*Oct. 1, 1996**

[54] **HAND AND WRIST SUPPORT FOR BOWLERS**

[75] Inventors: **Robert L. Kovach**, Independence;  
**Robert A. Kovach**, Auburn, both of Ohio

[73] Assignee: **Terradyne Ltd.**, Valley View, Ohio

[\*\*] Term: **14 Years**

[21] Appl. No.: **43,745**

[22] Filed: **Sep. 11, 1995**

[52] U.S. Cl. .... **D29/120; D2/610; D24/190; D21/233**

[58] Field of Search ..... **D2/600, 610; D24/190; D21/233, 234; D29/113, 120; 2/159, 160, 162, 170; 273/189 A; 602/21**

[56] **References Cited**

**U.S. PATENT DOCUMENTS**

D. 225,389 12/1972 Carter ..... D29/120  
D. 256,055 7/1980 Finnieston ..... D24/190

D. 259,955 7/1981 Helferich ..... D21/233 X  
D. 275,219 8/1984 Scales, Jr. .... D24/190 X  
D. 339,224 9/1993 Burke ..... D2/610  
1,469,315 10/1923 Hansard ..... 2/162 X  
3,520,539 7/1970 Haws ..... D29/113 X

*Primary Examiner*—Paula A. Mortimer  
*Attorney, Agent, or Firm*—Woodling, Krost & Rust

[57] **CLAIM**

The ornamental design for a hand and wrist support for bowlers, as shown and described.

**DESCRIPTION**

FIG. 1 is a front perspective view of a hand and wrist support for bowlers showing my new design;  
FIG. 2 is a rear perspective view thereof;  
FIG. 3 is a front elevational view thereof;  
FIG. 4 is a right side elevational view thereof;  
FIG. 5 is a bottom end elevational view thereof;  
FIG. 6 is a top end elevational plan view thereof;  
FIG. 7 is a rear elevational view thereof; and,  
FIG. 8 is a left side elevational view thereof.

**1 Claim, 3 Drawing Sheets**



FIG. 1



FIG. 2

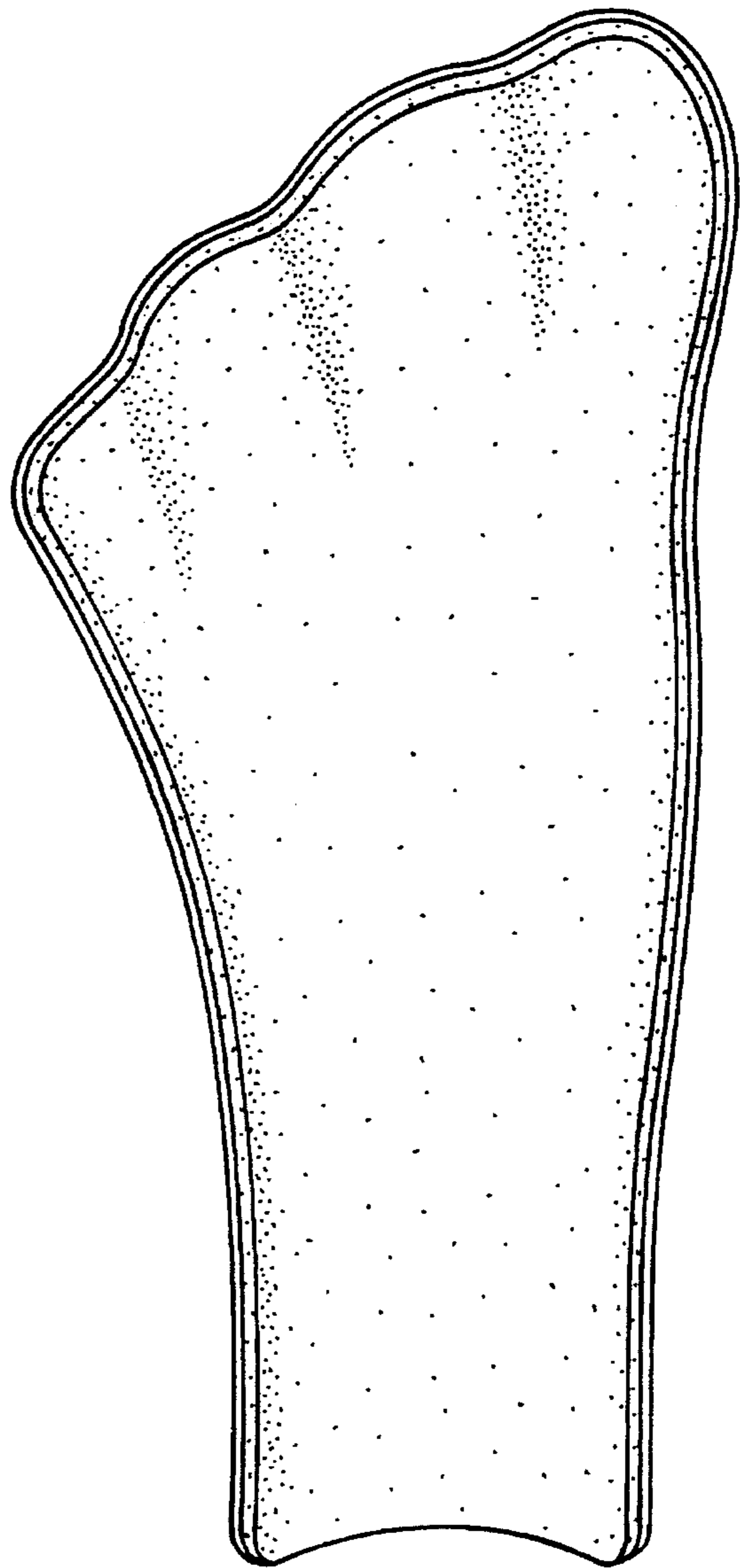


FIG. 3



FIG. 4

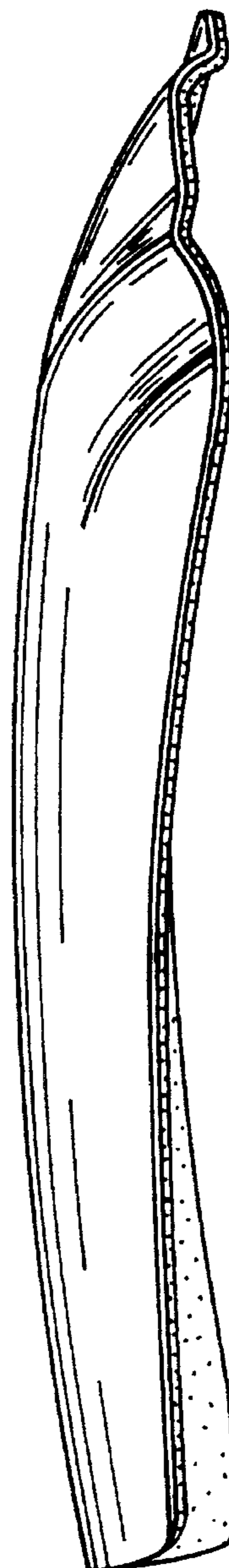


FIG. 5

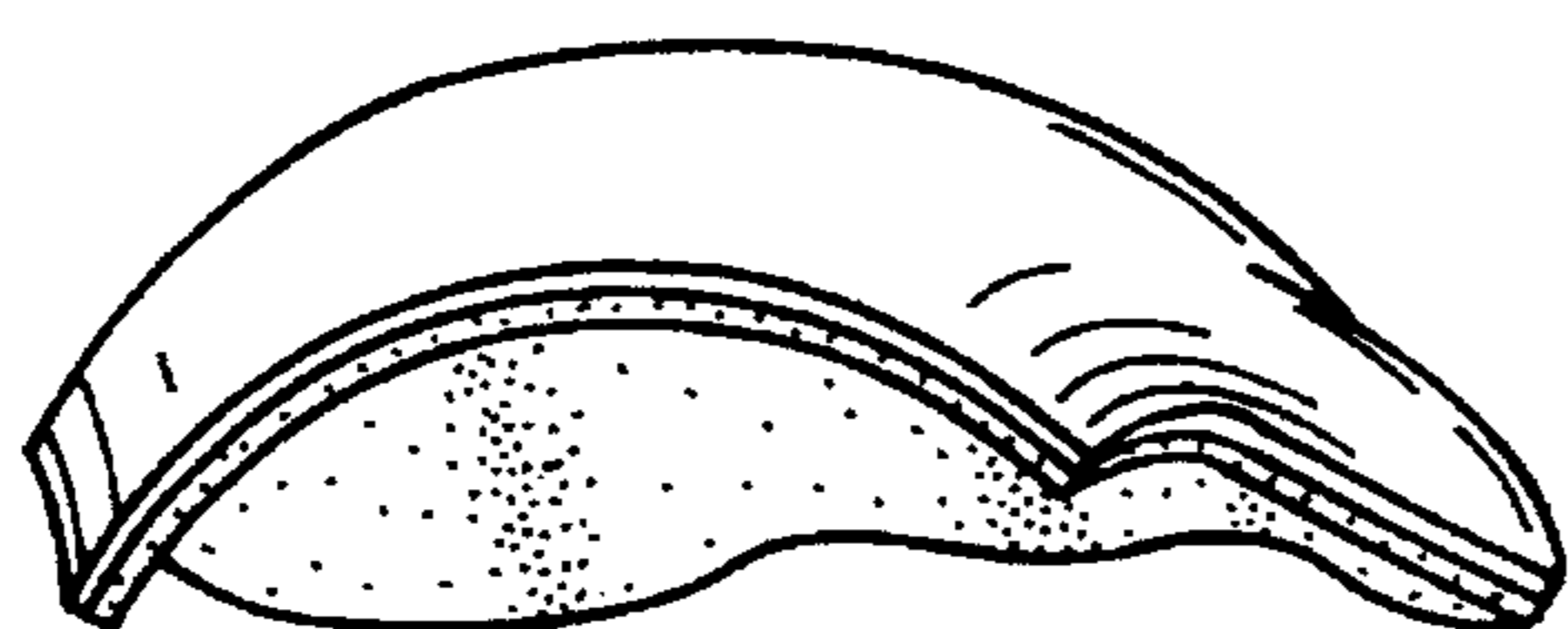


FIG. 6

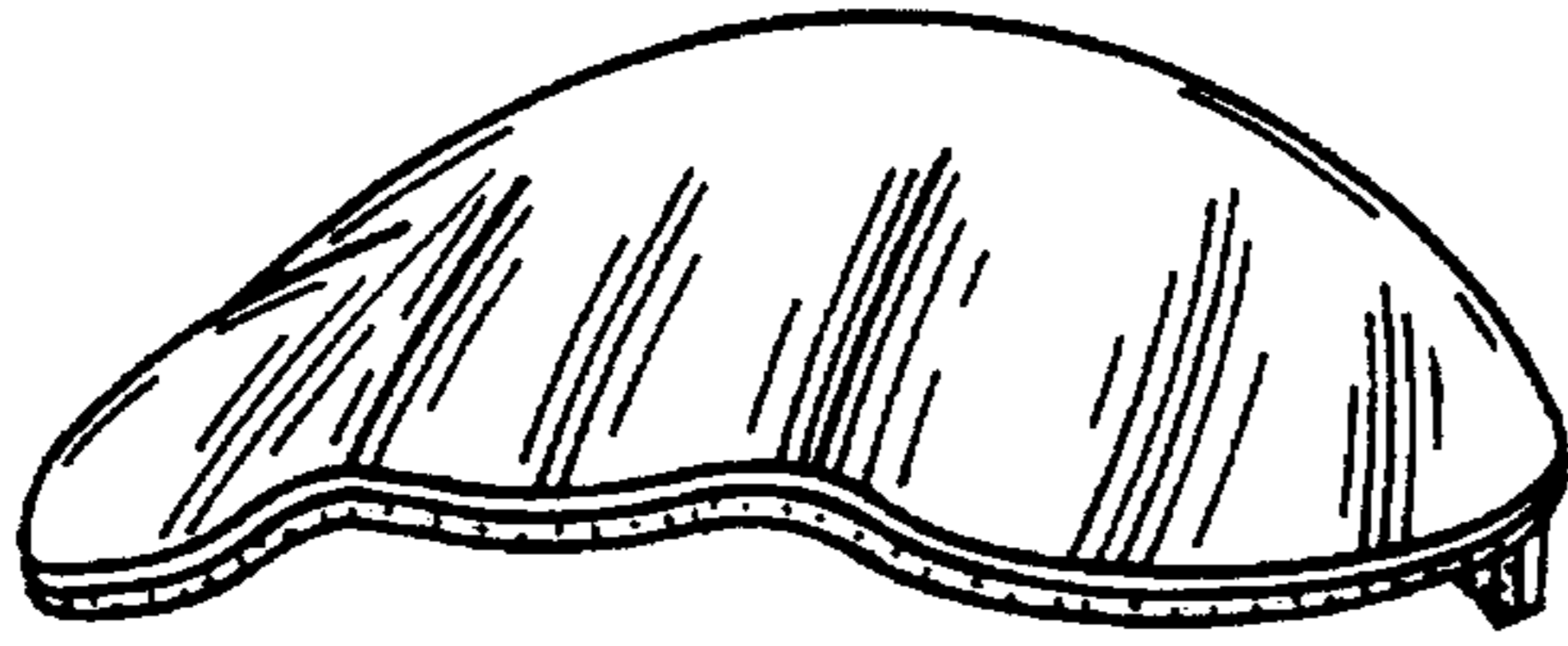


FIG. 7

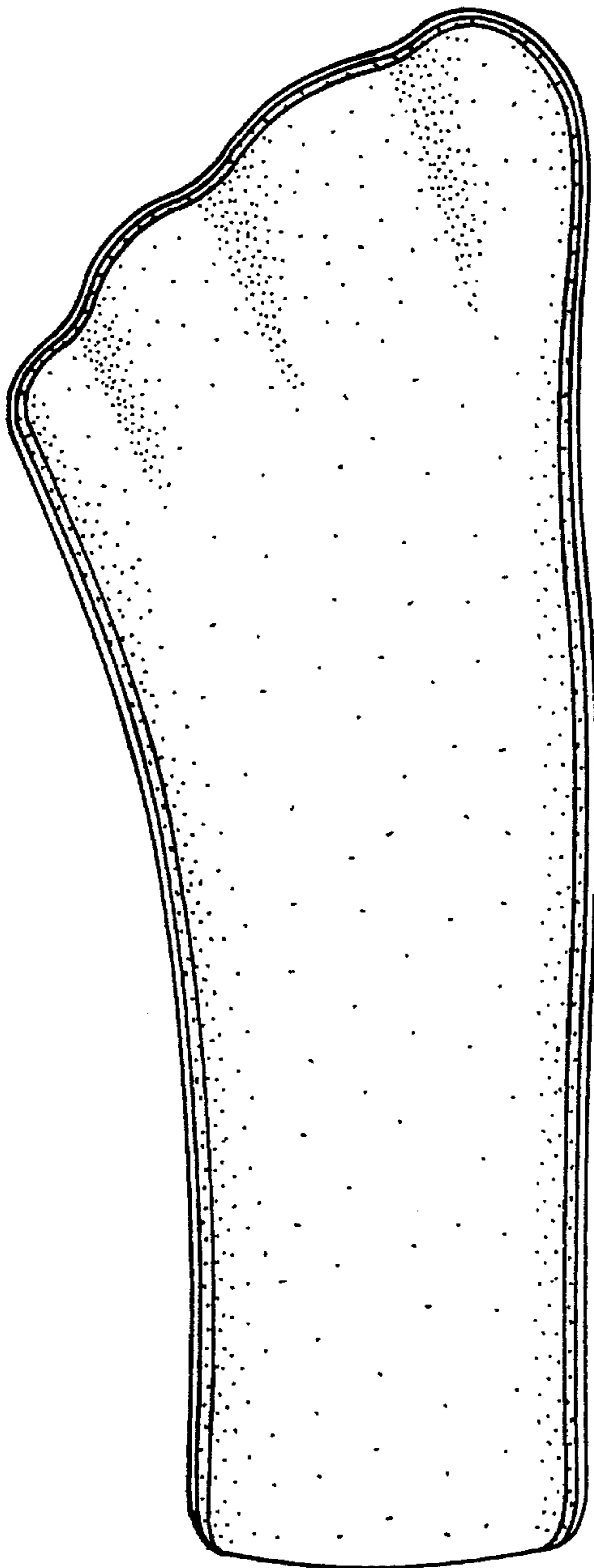


FIG. 8

