



US00D374308S

United States Patent [19]

[11] Patent Number: **Des. 374,308**

Santhouse et al.

[45] Date of Patent: ****Oct. 1, 1996**

[54] **HAIRSETTER**

[75] Inventors: **Daniel Santhouse**, Wilton; **Vito Carlucci**, Stratford, both of Conn.

[73] Assignee: **Conair Corporation**, Stamford, Conn.

[**] Term: **14 Years**

[21] Appl. No.: **42,963**

[22] Filed: **Aug. 22, 1995**

[52] U.S. Cl. **D28/37**

[58] Field of Search D28/10, 35, 37,
D28/39, 41; 132/212, 226, 233, 245-248,
250, 253, 273

[56] **References Cited**

U.S. PATENT DOCUMENTS

672,506	4/1901	Godward	132/247
1,157,447	10/1915	Stoddard	132/248
1,461,533	7/1923	McClintock	132/246
1,847,826	3/1932	Fraser, et al.	132/247
4,572,221	2/1986	Barradas	132/55 X

OTHER PUBLICATIONS

"Modern Salon" Feb. 1988, p. 94: curlers indicated by arrows.

Primary Examiner—Prabhakar G. Deshmukh

Assistant Examiner—C. Tuttle

Attorney, Agent, or Firm—Ohlandt, Greeley, Ruggiero & Perle

[57] **CLAIM**

The ornamental design for a hairsetter, as shown and described.

DESCRIPTION

FIG. 1 is a perspective view of a hairsetter, showing our new design;

FIG. 2 is a top plan view thereof;

FIG. 3 is a bottom plan view thereof;

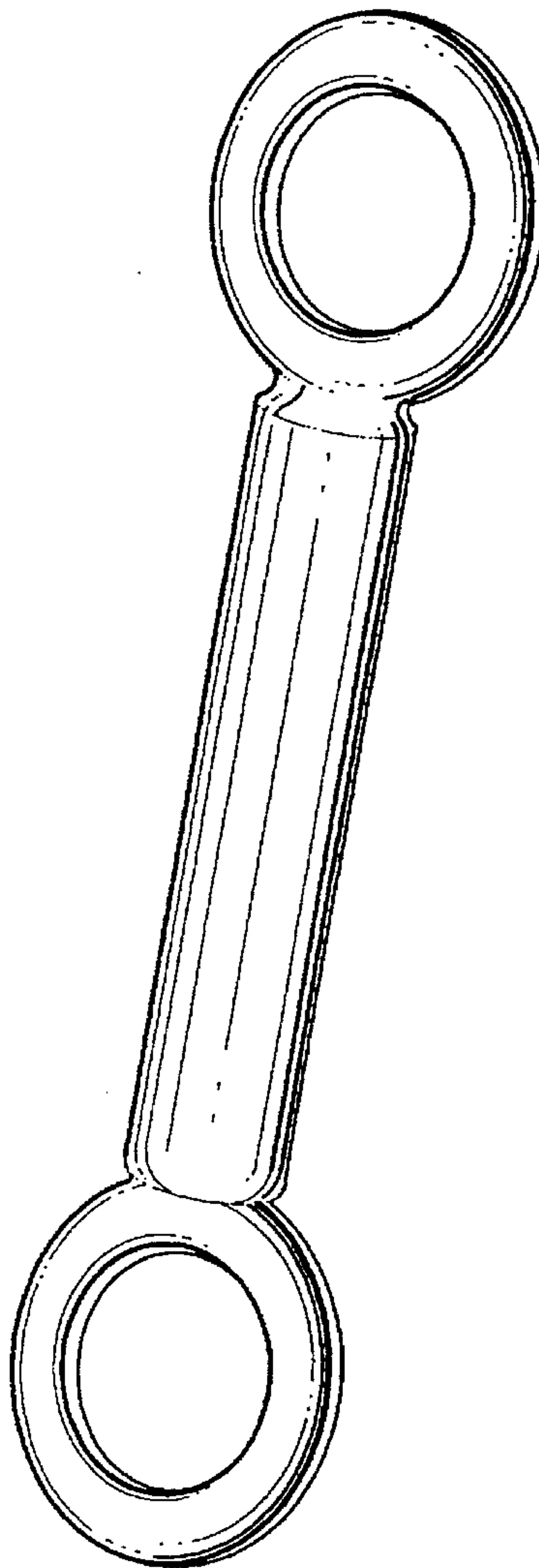
FIG. 4 is a left side elevation view thereof;

FIG. 5 is a right side elevation view thereof;

FIG. 6 is a front elevation view thereof, and,

FIG. 7 is a rear elevation view thereof.

1 Claim, 1 Drawing Sheet



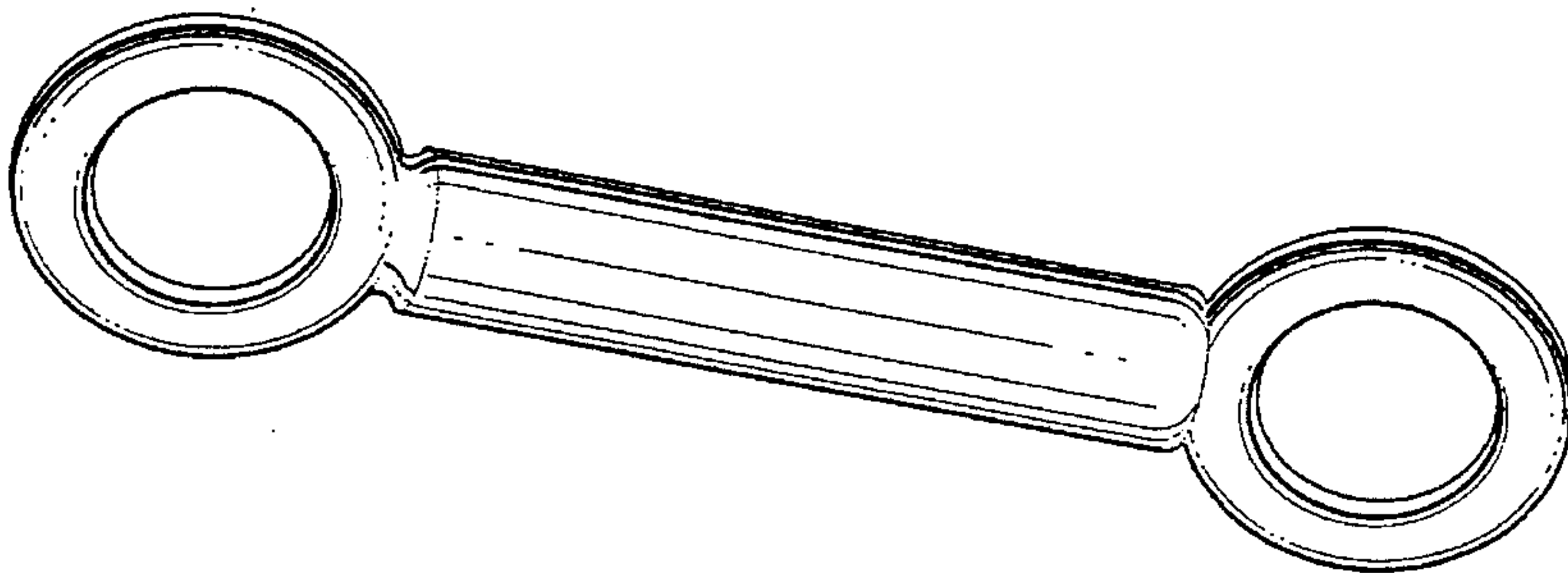


FIG. 1

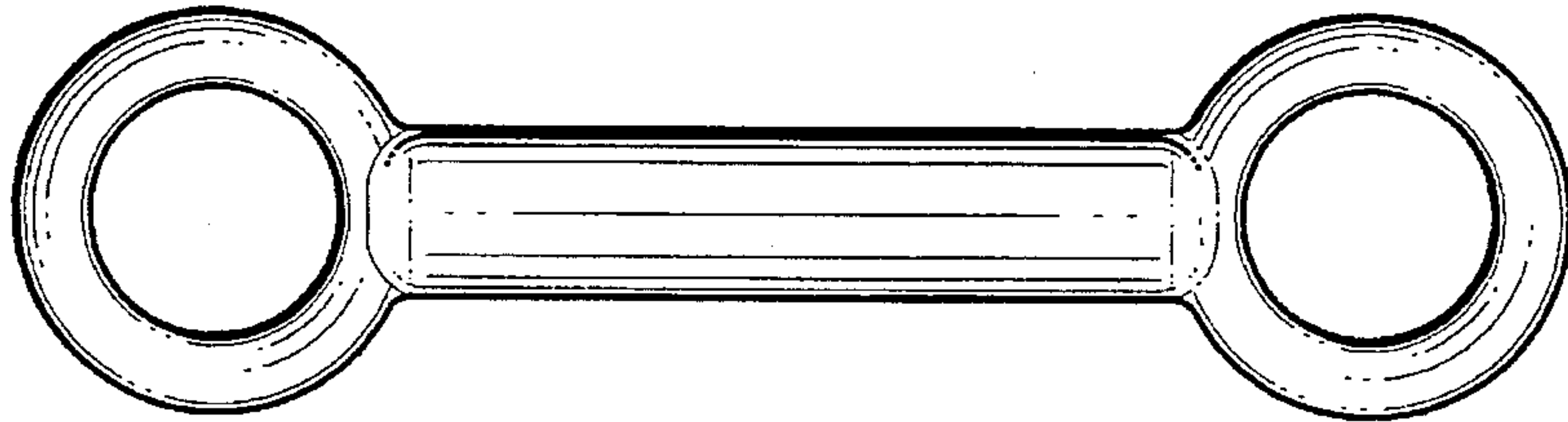


FIG. 2

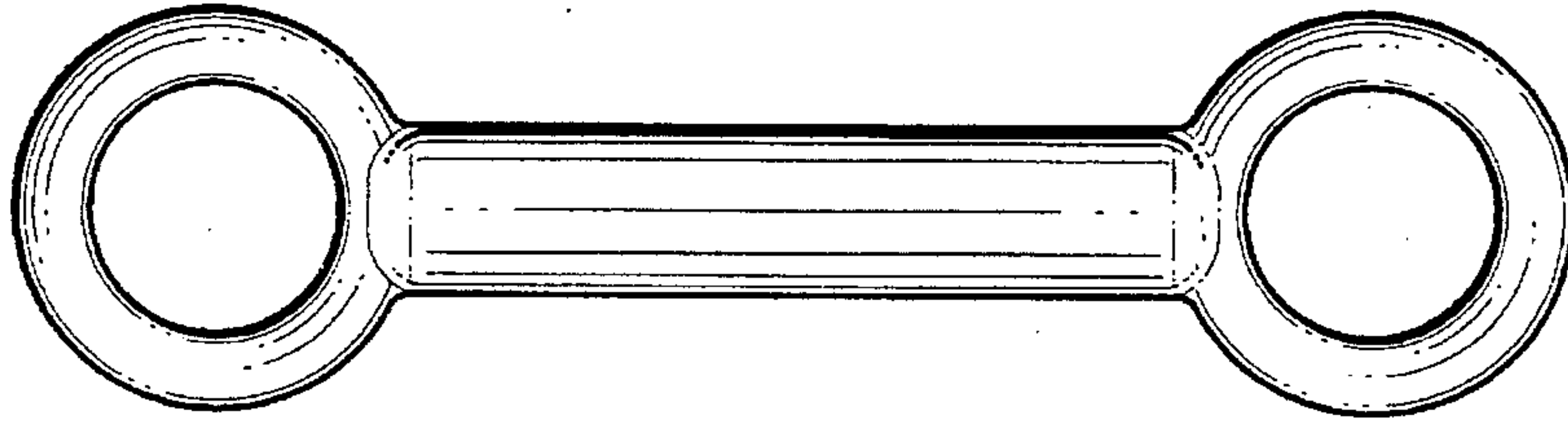


FIG. 3




FIG. 4




FIG. 5

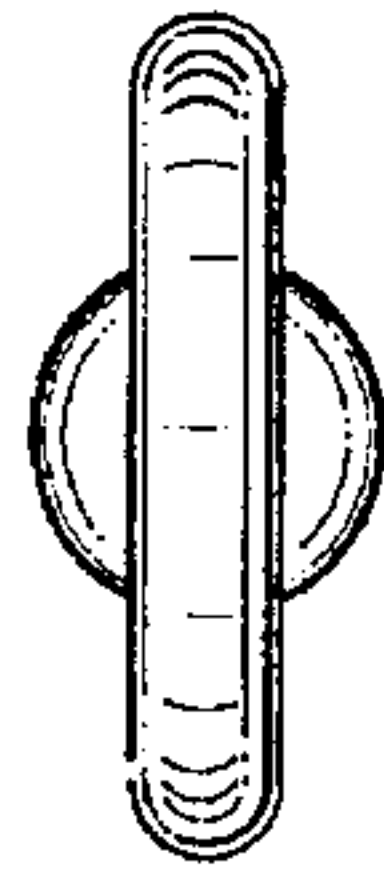


FIG. 6

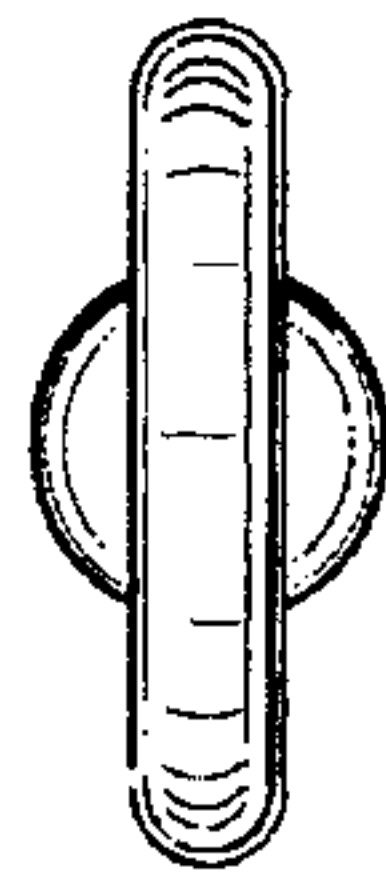


FIG. 7