



US00D374305S

United States Patent [19]

Erickson et al.

[11] Patent Number: **Des. 374,305**

[45] Date of Patent: ****Oct. 1, 1996**

[54] **HAIR BRAIDING DEVICE**

[75] Inventors: **Chad S. Erickson**, Plymouth; **Mary L. Dornbush**, Eden Prairie, both of Minn.; **Jerry Hatchett**, Tupelo; **Debra L. Meredith**, Madison, both of MS

[73] Assignee: **American Harvest, Inc.**, Chaska, Minn.

[**] Term: **14 Years**

[21] Appl. No.: **38,190**

[22] Filed: **Apr. 28, 1995**

3,604,431	9/1971	Pearson et al.	D28/31 X
4,013,086	3/1977	Chimela	132/110
4,038,996	8/1977	Eronini et al. .	
4,307,737	12/1981	Shipman .	
4,369,690	1/1983	Sapkus	87/33
4,427,017	1/1984	Eronini .	
4,580,585	4/1986	Sapkus .	
4,582,074	4/1986	Schwager et al. .	
4,583,561	4/1986	Larsson .	
5,240,017	8/1993	Terwilliger	132/145
5,303,722	4/1994	Godfrey et al.	132/219
5,454,385	10/1995	George	132/273

FOREIGN PATENT DOCUMENTS

623493	3/1927	France	132/159
--------	--------	--------------	---------

Related U.S. Application Data

- [63] Continuation-in-part of Ser. No. 380,032, Jan. 30, 1995.
- [52] U.S. Cl. **D28/10**
- [58] Field of Search D28/10, 21-34, D28/37, 39; 132/108-110, 212, 223, 226, 144, 148, 158, 159, 160, 162, 245, 273

References Cited

U.S. PATENT DOCUMENTS

D. 164,874	10/1951	Mitchell .	
D. 179,923	3/1957	Solomon .	
D. 224,847	9/1972	Thomas	D28/21
D. 308,425	6/1990	Drouin et al.	D28/41
1,833,293	11/1931	Laguionie	132/159 X
2,120,769	6/1938	Rychner .	
2,142,634	1/1939	Edwards	132/226
2,564,239	8/1951	Voight .	
2,583,893	1/1952	Shrosbree	132/158 X
2,595,564	5/1952	Budd .	
2,606,564	8/1952	Butterfield .	
2,844,154	7/1958	Solomon .	
2,929,386	3/1960	Behr et al. .	

OTHER PUBLICATIONS

Wonder Weave Hairstyling tool advertisement.

Primary Examiner—Ted Shooman

Assistant Examiner—C. Tuttle

Attorney, Agent, or Firm—Schwegman, Lundberg, Woessner & Kluth, P.A.

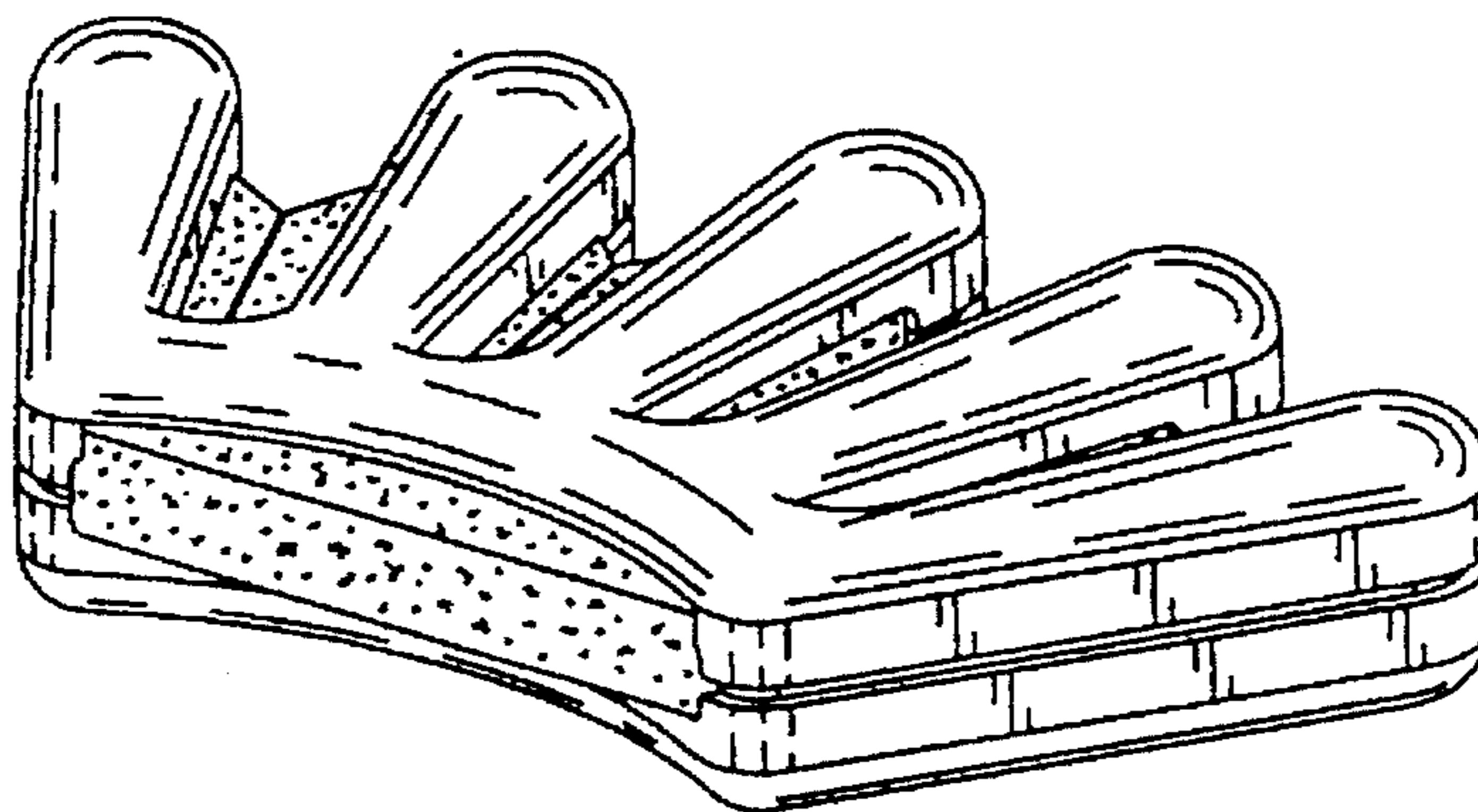
CLAIM

[57] The ornamental design for a hair braiding device, as shown and described.

DESCRIPTION

FIG. 1 is a perspective view of a hair braiding device showing our new design;
 FIG. 2 is a front view thereof;
 FIG. 3 is a back view thereof;
 FIG. 4 is a left side view thereof;
 FIG. 5 is a right side view thereof;
 FIG. 6 is a top view thereof; and,
 FIG. 7 is a bottom view thereof.

1 Claim, 1 Drawing Sheet



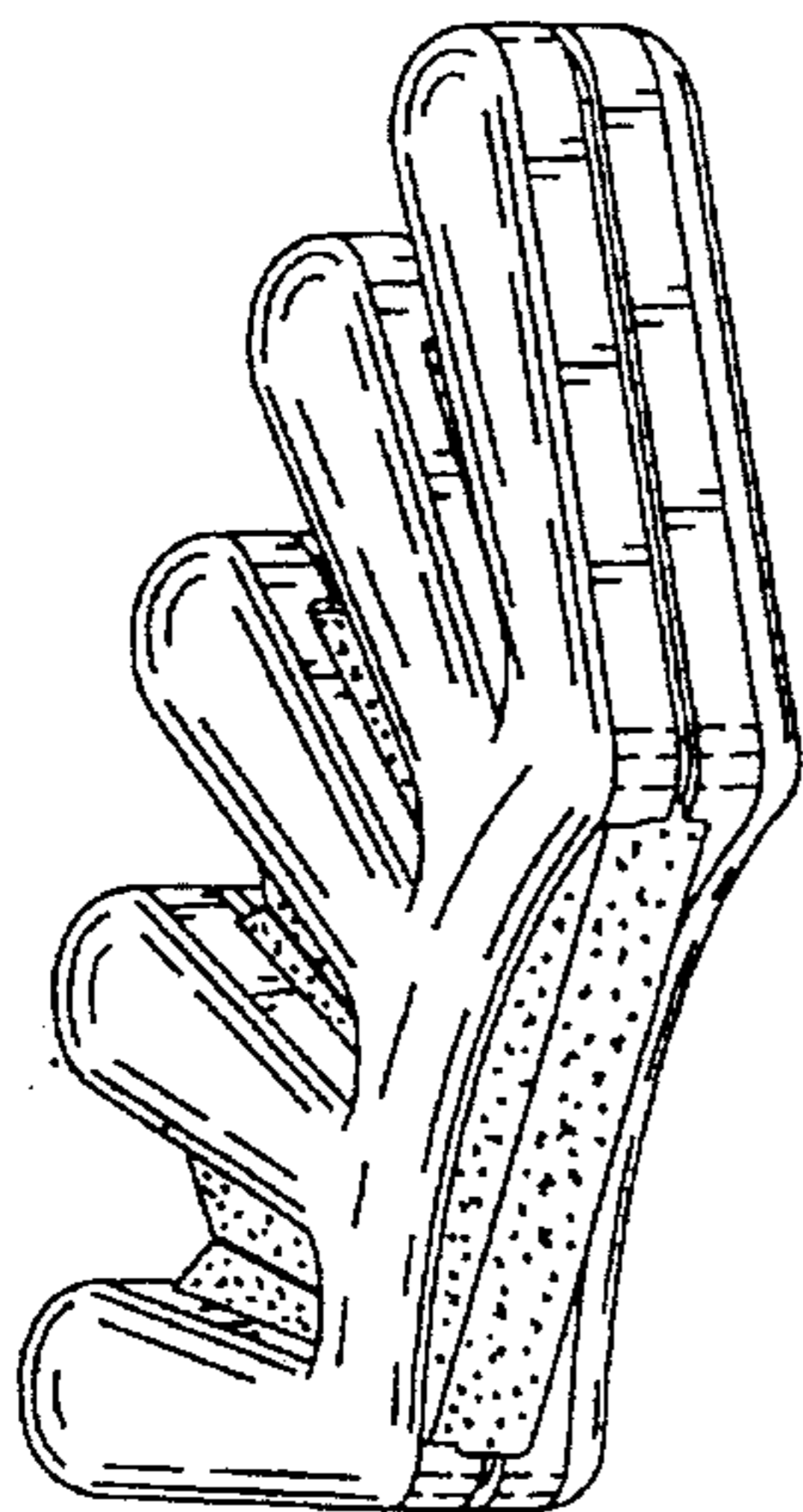


FIG. 1

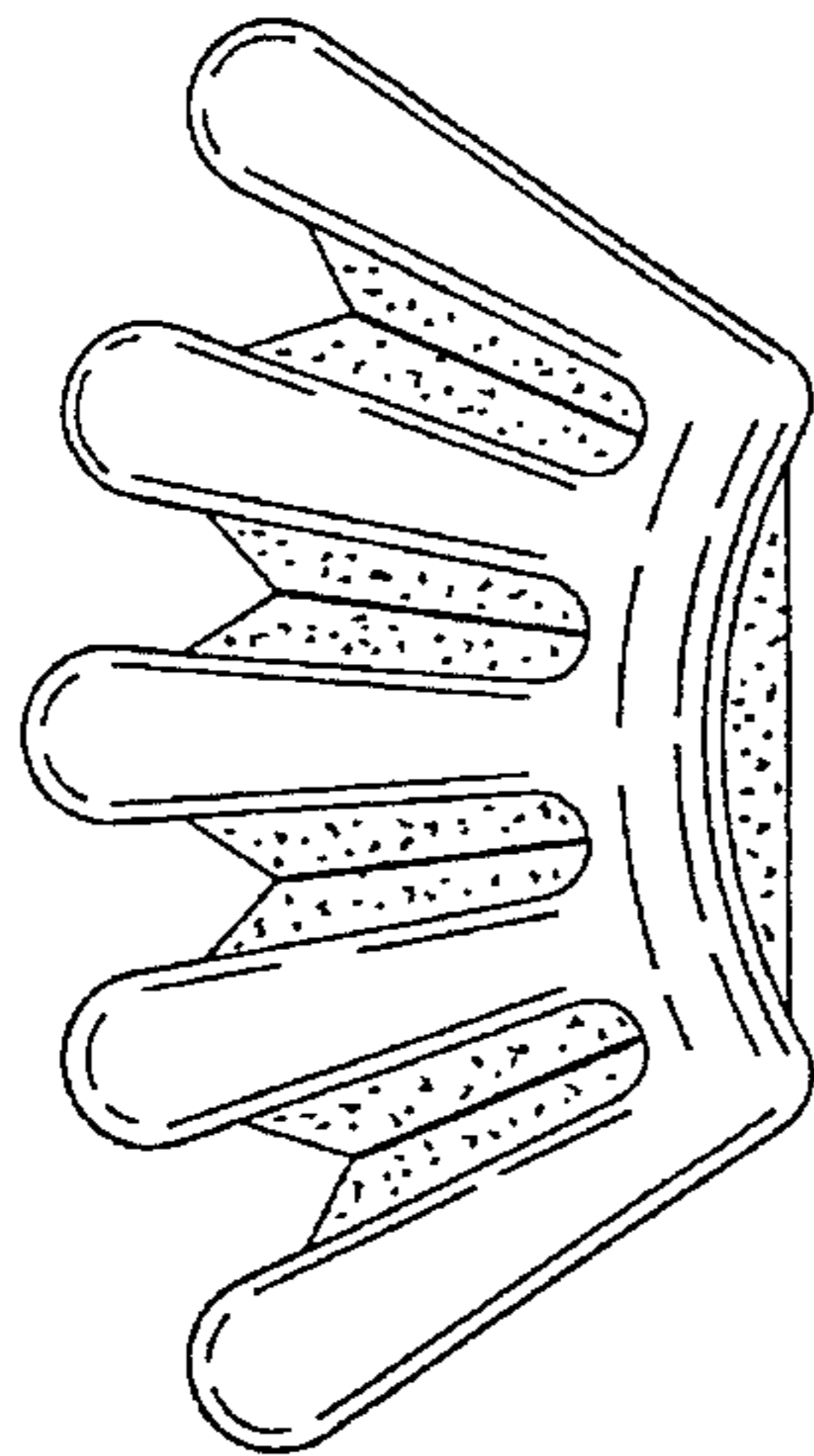


FIG. 2

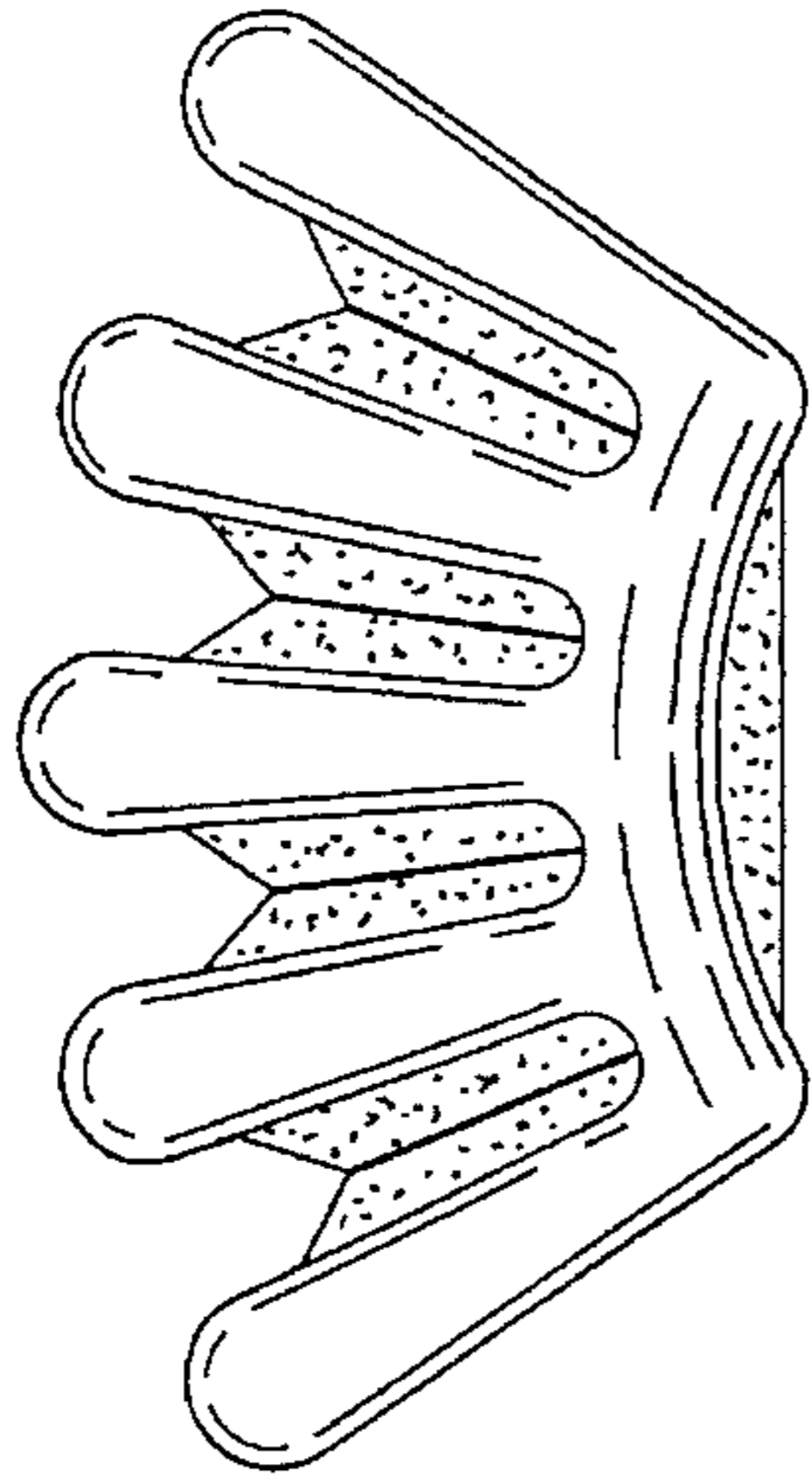


FIG. 3

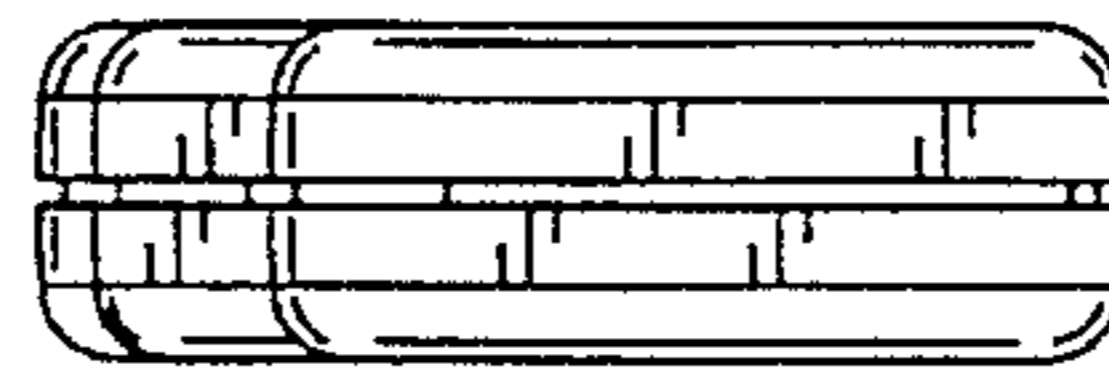



FIG. 4

FIG. 5

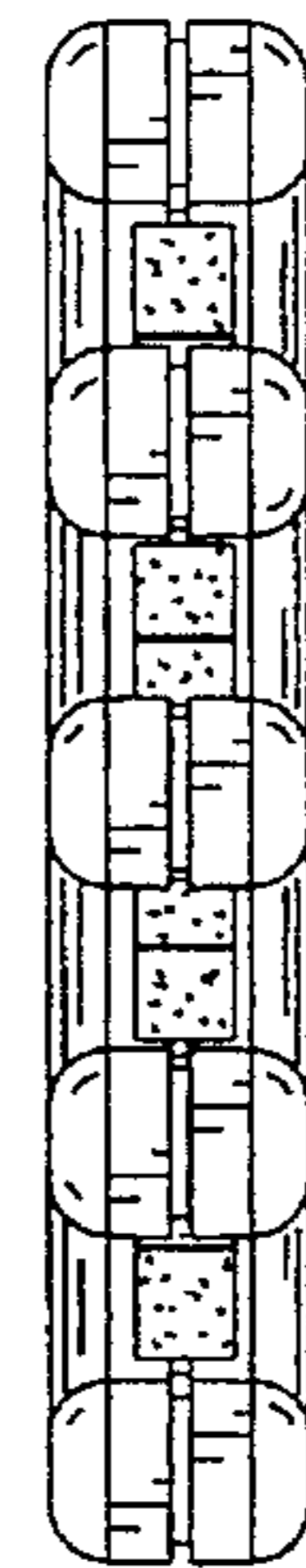


FIG. 6

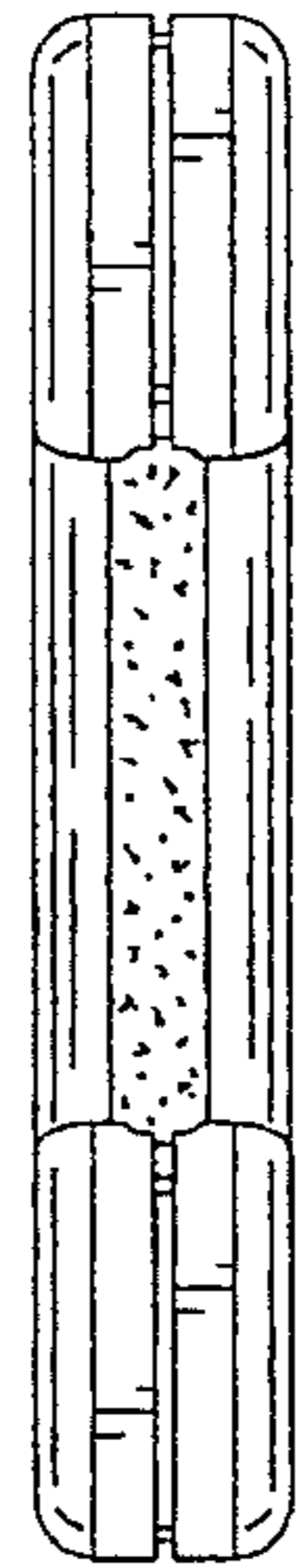


FIG. 7