



US00D374302S

# United States Patent [19]

[11] Patent Number: **Des. 374,302**

Lara

[45] Date of Patent: **\*\*Oct. 1, 1996**

## [54] STANDING LAMP

[75] Inventor: **Louis A. Lara**, Fort Lauderdale, Fla.  
 [73] Assignee: **Dansk Lights Inc.**, Ft. Lauderdale, Fla.  
 [\*\*] Term: **14 Years**

[21] Appl. No.: **31,943**  
 [22] Filed: **Dec. 9, 1994**  
 [52] U.S. Cl. .... **D26/110**  
 [58] Field of Search ..... D26/93, 102, 103,  
                                   D26/104, 105, 106, 107, 108-112; 362/382,  
                                   410, 411, 413, 414, 352, 351, 355, 357,  
   358

## [56] References Cited

### U.S. PATENT DOCUMENTS

|            |         |                  |           |
|------------|---------|------------------|-----------|
| D. 165,226 | 11/1951 | Gray et al. .... | D26/105 X |
| D. 182,229 | 3/1958  | Ferman .....     | D26/106 X |
| D. 186,546 | 11/1959 | Aakervik .....   | D26/111   |
| 3,745,332  | 7/1973  | Wesbrod .....    | 362/357   |

## OTHER PUBLICATIONS

The Roller Lamp Company, 1960, (Advertisement) Item #8060.  
 The Heyet 2 Company Catalogue, Nov. 1951, Item No. H1 p. 113.  
 Habitat Catalogue 1962, Item #9255, p. 8.

*Primary Examiner*—Susan J. Lucas  
*Assistant Examiner*—Cynthia E. Ramirez

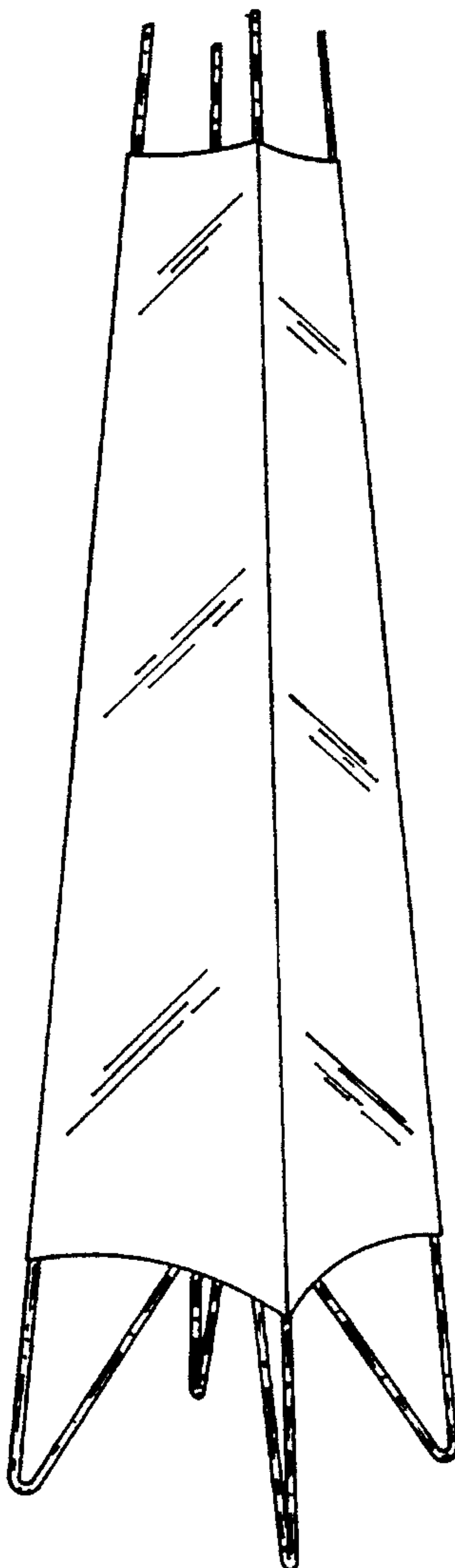
## [57] CLAIM

The ornamental design for a standing lamp, as shown and described.

## DESCRIPTION

FIG. 1 is a perspective view of a standing lamp showing my new design;  
 FIG. 2 is a top plan view thereof; and,  
 FIG. 3 is a side elevational view thereof, the opposite side elevation being a mirror image thereof.

**1 Claim, 2 Drawing Sheets**



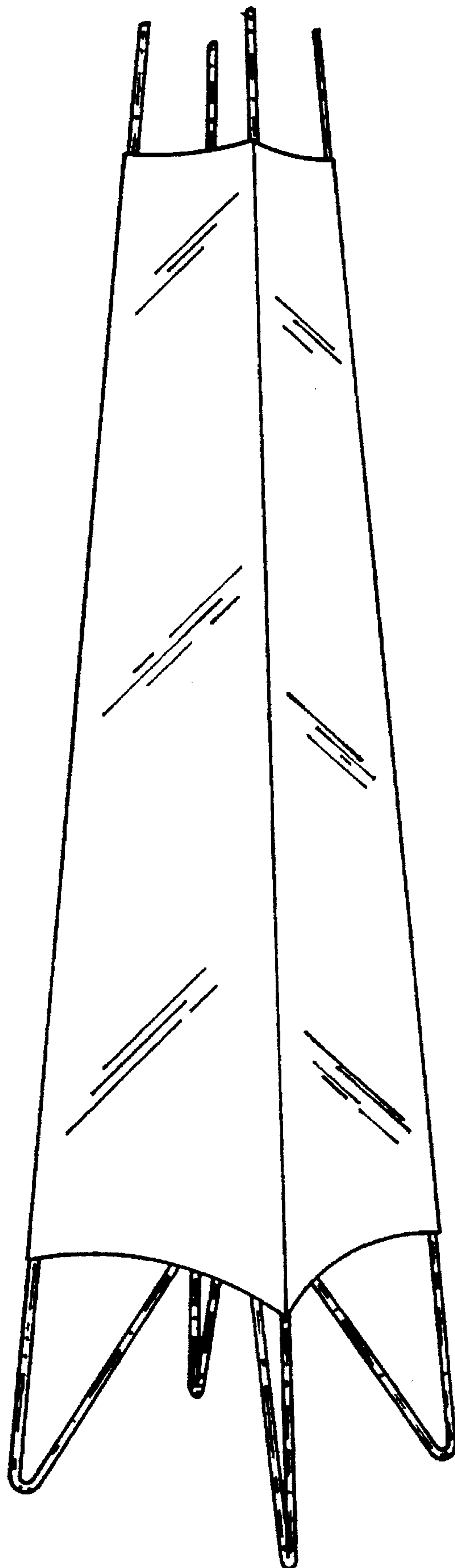


FIG. 1

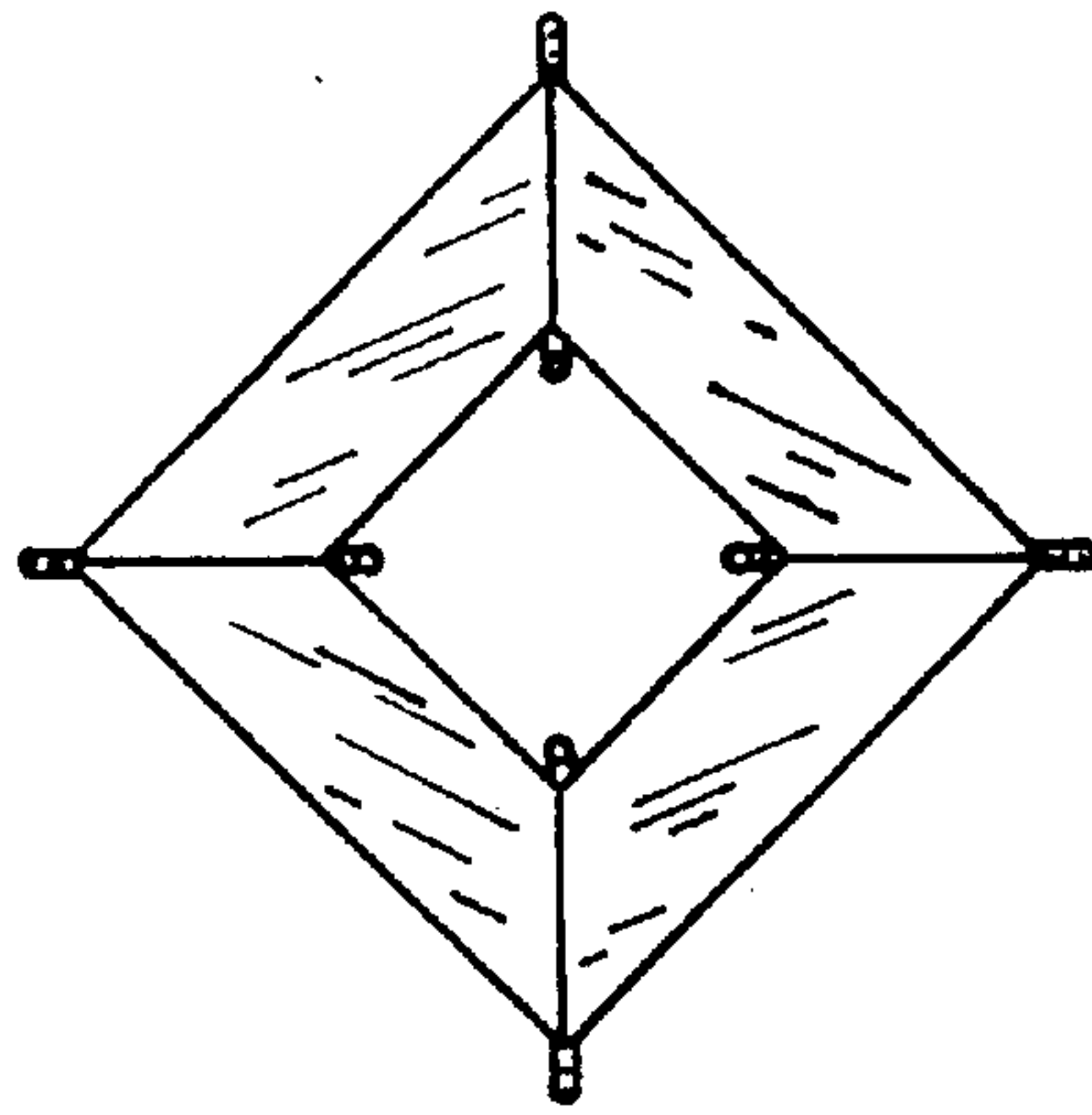


FIG. 2

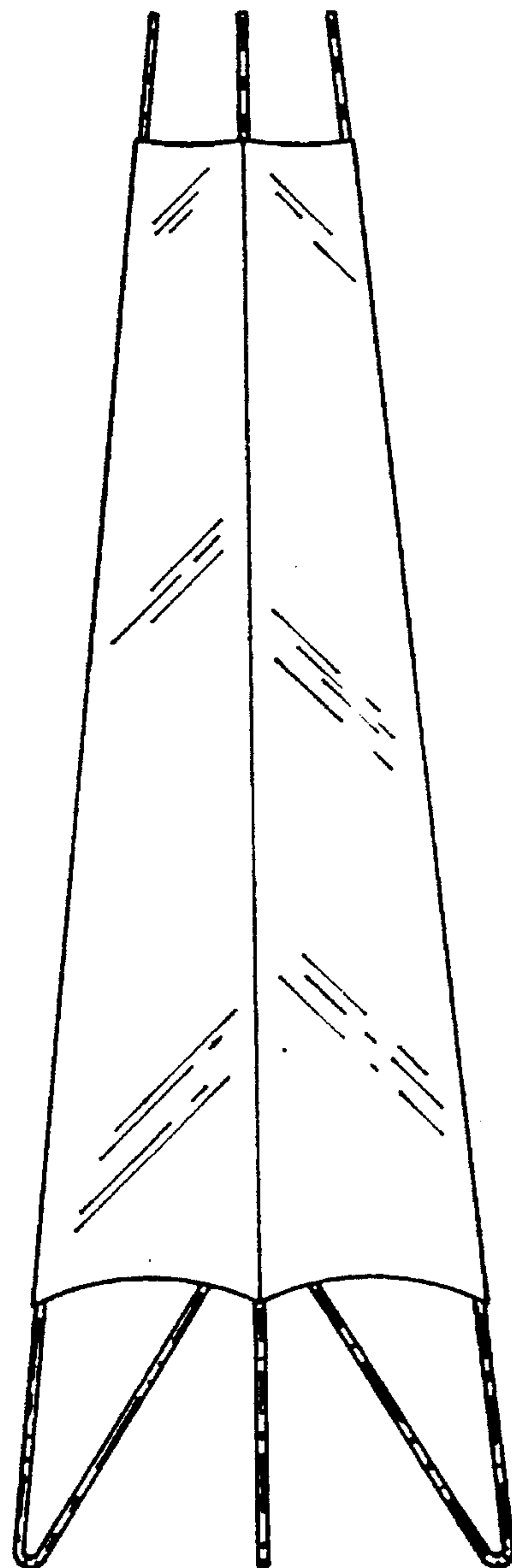


FIG. 3