



US00D374286S

# United States Patent [19]

[11] Patent Number: **Des. 374,286**

Goble et al.

[45] Date of Patent: **\*\*Oct. 1, 1996**

- [54] **ORTHOPAEDIC WASHER**
- [75] Inventors: **E. Marlowe Goble; David P. Luman,**  
both of Logan, Utah; **S. Kyle Hayes,**  
Warsaw, Ind.
- [73] Assignee: **Zimmer, Inc.,** Warsaw, Ind.
- [\*\*] Term: **14 Years**
- [21] Appl. No.: **47,773**
- [22] Filed: **Dec. 12, 1995**

|           |         |                |           |
|-----------|---------|----------------|-----------|
| 4,960,420 | 10/1990 | Goble et al.   | 606/72    |
| 4,988,351 | 1/1991  | Paulos et al.  | 606/72    |
| 5,013,316 | 5/1991  | Goble et al.   | 606/72    |
| 5,053,038 | 10/1991 | Sheehan        | 606/75    |
| 5,129,902 | 7/1992  | Goble et al.   | 606/65    |
| 5,167,665 | 12/1992 | McKinney       | 606/75    |
| 5,209,756 | 5/1993  | Seedhom et al. | 606/151   |
| 5,234,431 | 8/1993  | Keller         | 606/61 X  |
| 5,250,058 | 10/1993 | Miller et al.  | 606/220 X |
| 5,269,784 | 12/1993 | Mast           | 606/73 X  |
| 5,352,229 | 10/1994 | Goble et al.   | 606/72    |

### Related U.S. Application Data

- [62] Division of Ser. No. 14,648, Sep. 15, 1993, Pat. No. Des. 368,777.
- [52] U.S. Cl. .... **D24/145; D24/146; D24/147; D24/155**
- [58] Field of Search ..... D14/146, 147, D14/145, 155; 606/75, 220, 219, 72, 73, 61, 59, 53, 96, 105, 115, 216, 232

### FOREIGN PATENT DOCUMENTS

|            |         |                    |             |
|------------|---------|--------------------|-------------|
| 0033641B1  | 8/1981  | European Pat. Off. | A61B 17/00  |
| 0406014A1  | 1/1991  | European Pat. Off. | A61B 17/064 |
| 0488906A1  | 6/1992  | European Pat. Off. | A61B 17/064 |
| 0520177A1  | 12/1992 | European Pat. Off. | A61F 2/08   |
| 1558965    | 1/1980  | United Kingdom     | A61B 17/18  |
| WO90/00370 | 1/1990  | WIPO               | A61B 17/08  |

### OTHER PUBLICATIONS

Linvatec Catalog -pp. 77 and 81-Spiked Washers and Fixation Staples, respectively-1992.  
 Zimmer Catalog-pp. B88, B89, B90, B91, C57-Staples and Washers-1987.  
 Synthes Catalog-p. 44-Spikes Washer-1977 (Also related Synthes Bulletin).  
 Manual of Internal Fixation-p. 29-Washers-1979.  
 Howmedica Catalog-pp. D107, D108, E15, F28-Staples-1978.  
 Howmedica Catalog-p. G33-I.C.L.H. Staple System-1984.  
 Howmedica Ad-Ellison Staple-JBJS-Oct.-1986.

*Primary Examiner*-Louis S. Zarfes  
*Assistant Examiner*-I. Simmons  
*Attorney, Agent, or Firm*-Margaret L. Geringer

### References Cited

#### U.S. PATENT DOCUMENTS

|            |         |                  |           |
|------------|---------|------------------|-----------|
| D. 280,550 | 9/1985  | Pratt et al.     | D24/27    |
| D. 281,814 | 12/1985 | Pratt et al.     | D24/27    |
| D. 284,509 | 7/1986  | Johnson          | D24/29    |
| 2,919,621  | 1/1960  | Langdon          | 85/29     |
| 4,047,524  | 9/1977  | Hall             | 128/69    |
| 4,263,903  | 4/1981  | Griggs           | 128/92 B  |
| 4,278,091  | 7/1981  | Borzzone         | 128/334 C |
| 4,438,769  | 3/1984  | Pratt et al.     | 128/334 R |
| 4,454,875  | 6/1984  | Pratt et al.     | 128/92 B  |
| 4,462,395  | 7/1984  | Johnson          | 128/92 B  |
| 4,548,202  | 10/1985 | Duncan           | 128/334 C |
| 4,570,623  | 2/1986  | Ellison et al.   | 128/92 B  |
| 4,592,346  | 6/1986  | Jurgutis         | 128/92 B  |
| 4,607,638  | 8/1986  | Crainich         | 128/335   |
| 4,655,222  | 4/1987  | Florez et al.    | 128/334 R |
| 4,723,540  | 2/1988  | Gilmer, Jr.      | 128/92 YC |
| 4,759,765  | 7/1988  | Van Kampen       | 623/13    |
| 4,793,335  | 12/1988 | Frey et al.      | 128/92 R  |
| 4,848,328  | 7/1989  | Laboureau et al. | 128/92 YC |
| 4,852,558  | 8/1989  | Outerbridge      | 128/92 YF |
| 4,913,144  | 4/1990  | Del Medico       | 606/75    |
| 4,955,898  | 9/1990  | Matsutani et al. | 606/219   |

### CLAIM

[57] The ornamental design for an orthopaedic washer, as shown and described.

### DESCRIPTION

FIG. 1 is a perspective view of an orthopaedic washer showing our new design;  
 FIG. 2 is a bottom plan view thereof;  
 FIG. 3 is a side elevational view thereof;  
 FIG. 4 is a top plan view thereof; and,

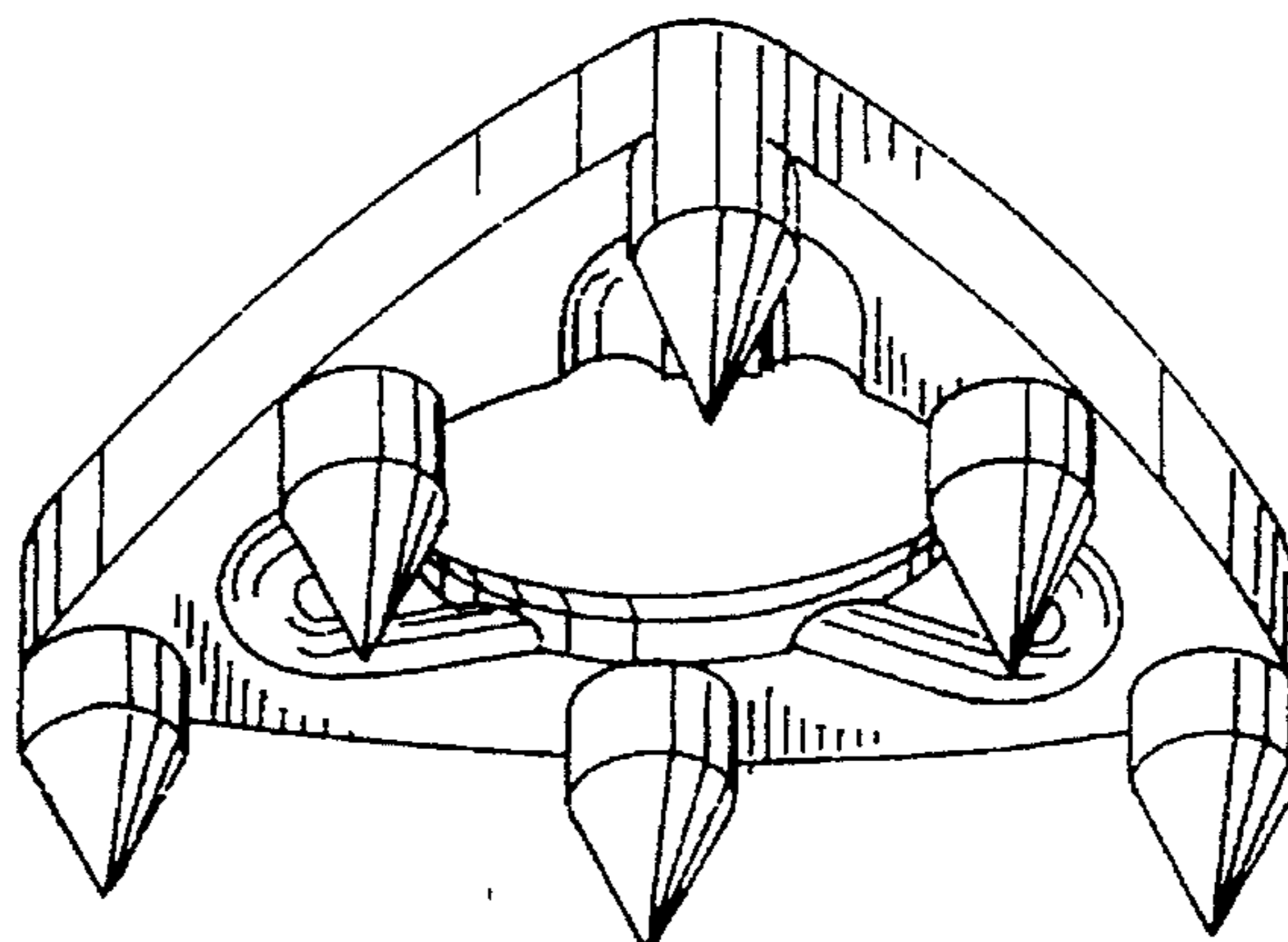


FIG. 5 is a cross-sectional view thereof taken along lines 5—5 of FIG. 2.

The broken line showing of the screw member in FIG. 3, is

for illustrative purposes only and forms no part of the claimed design.

**1 Claim, 1 Drawing Sheet**

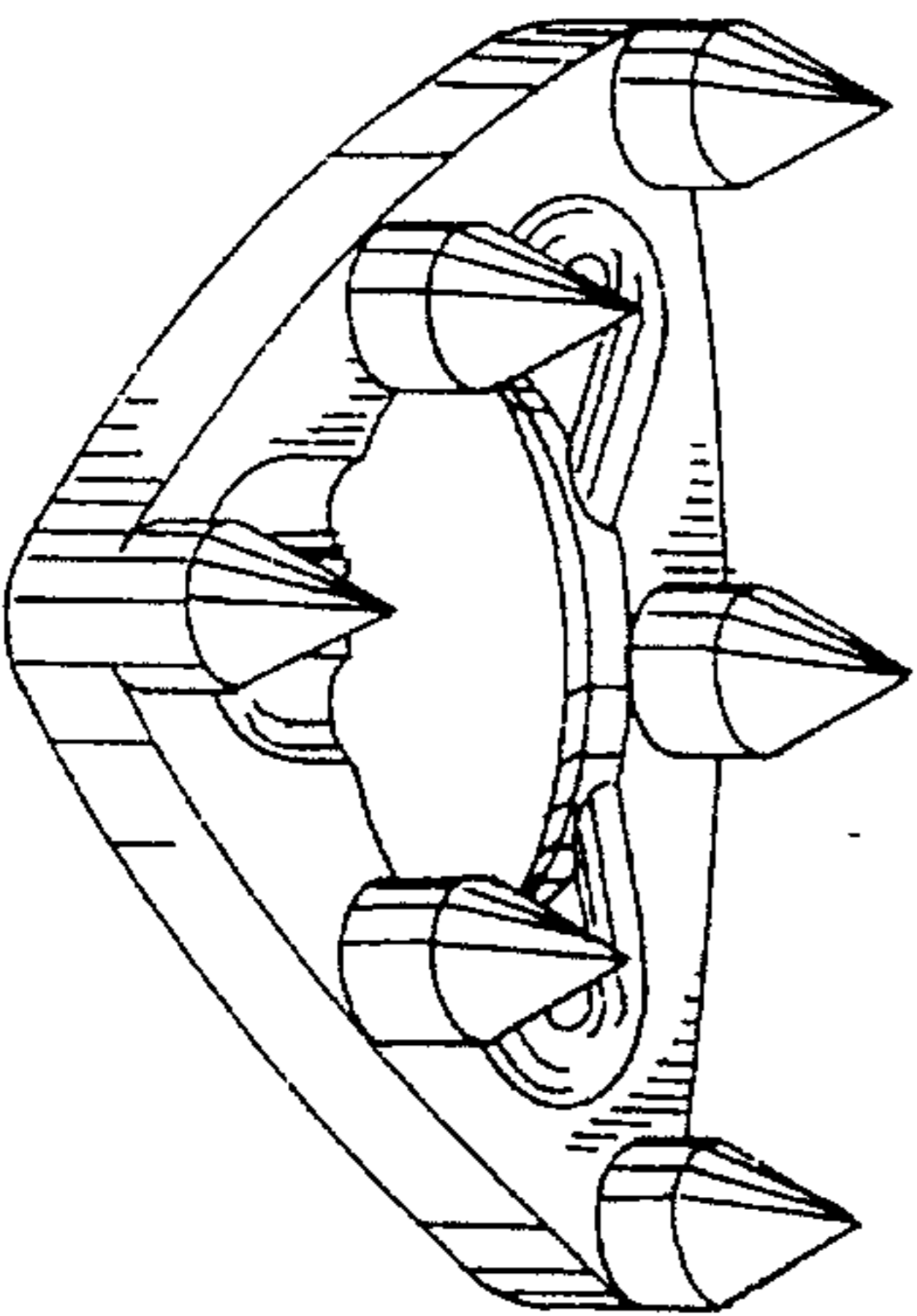


FIG. 1

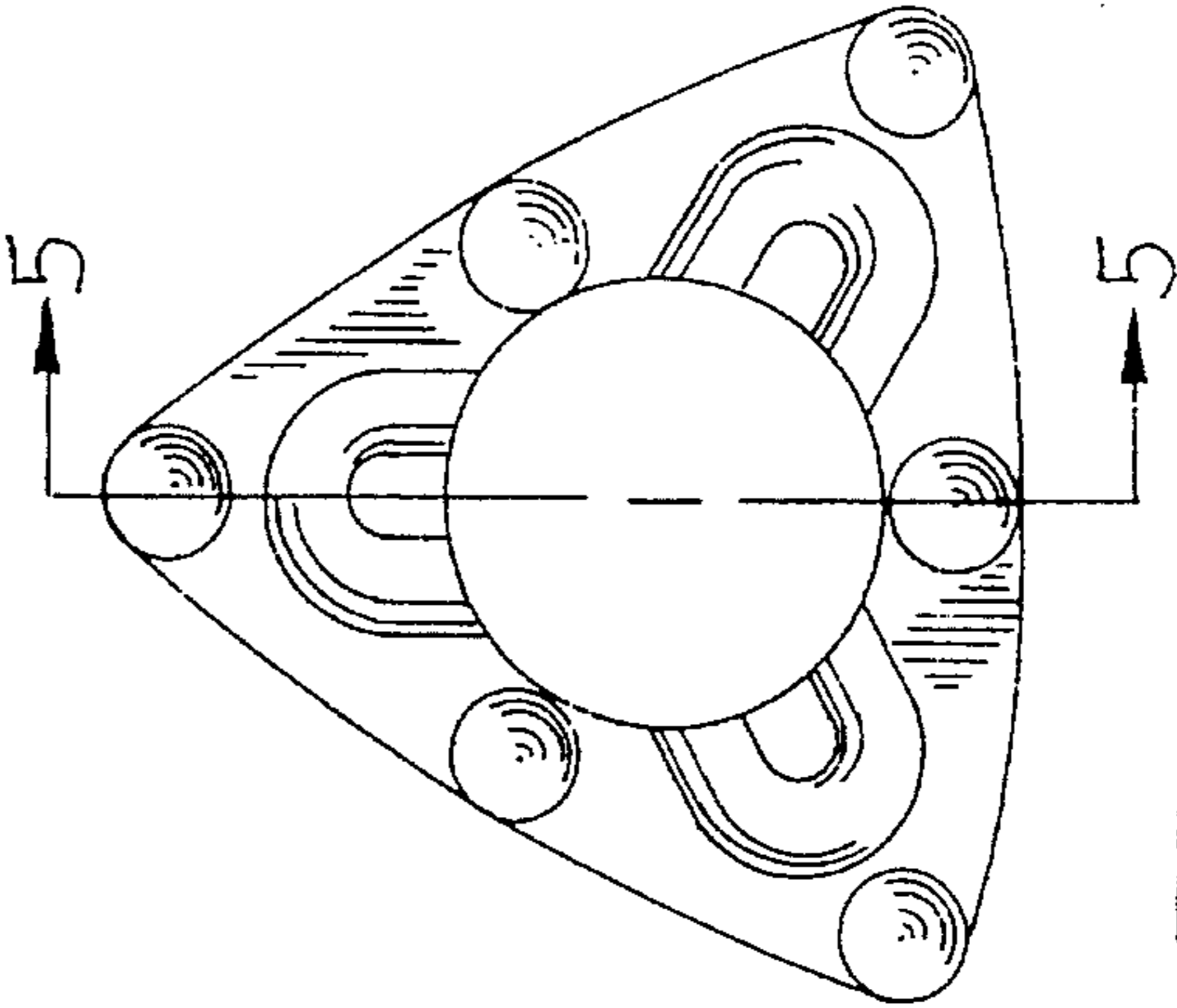


FIG. 2

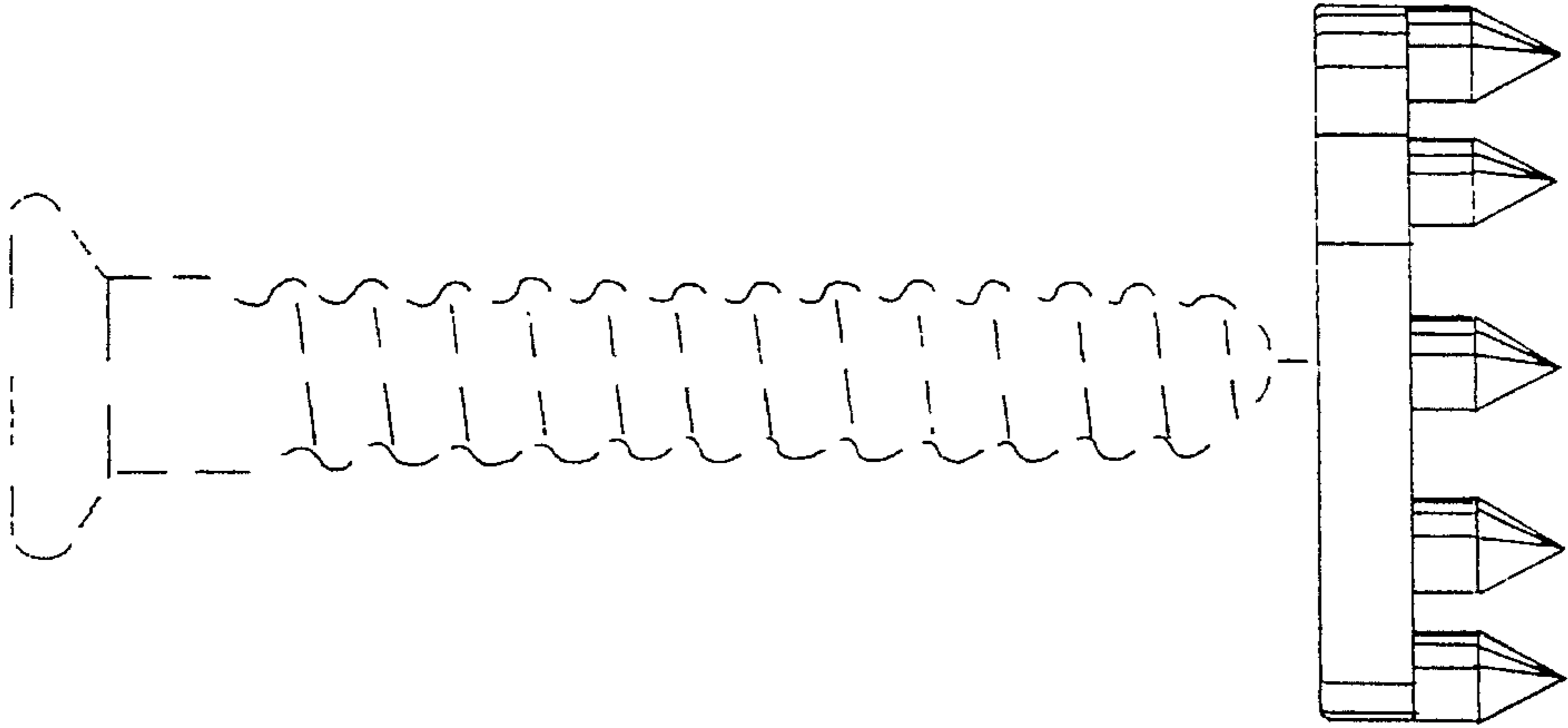


FIG. 3

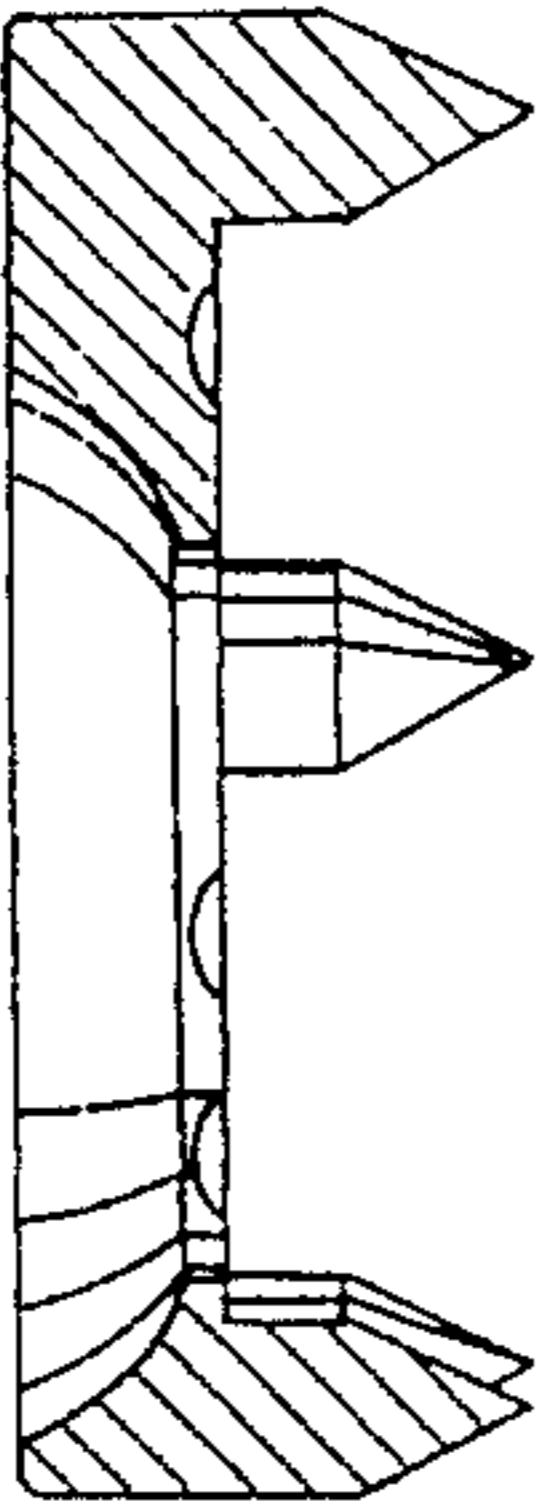


FIG. 5

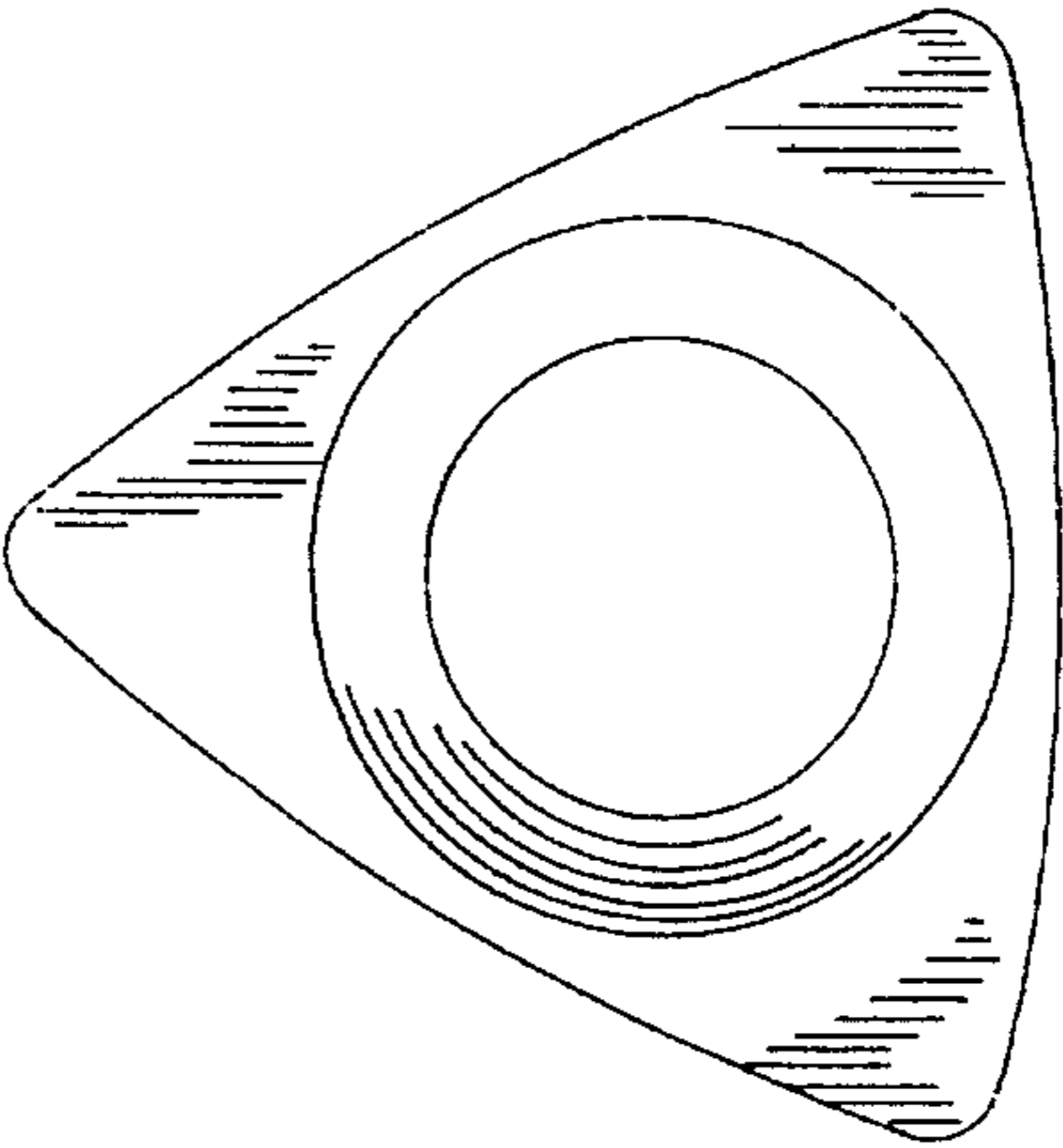


FIG. 4