



US00D374263S

United States Patent [19]

[11] Patent Number: **Des. 374,263**

Iverson

[45] Date of Patent: ****Oct. 1, 1996**

[54] **COMBINED ROLLER SKATE FRAME AND BRAKE**

[75] Inventor: **Robert A. Iverson**, Eden Prairie, Minn.

[73] Assignee: **First Team Sports, Inc.**, Anoka, Minn.

[**] Term: **14 Years**

[21] Appl. No.: **38,073**

[22] Filed: **Apr. 27, 1995**

[52] U.S. Cl. **D21/226**

[58] Field of Search D21/224-227;
280/11.12, 11.19, 11.22, 11.26, 11.27, 87.041,
87.042, 87.05, 811, 816; 301/5.3, 5.7, 54

[56] **References Cited**

U.S. PATENT DOCUMENTS

D. 324,253	2/1992	Soo	D21/226
D. 334,607	4/1993	Soo	D21/226
D. 355,690	2/1995	Meibock et al.	D21/226
D. 363,964	11/1995	Chen	D21/226
5,129,663	7/1992	Soo	280/11.22
5,197,572	3/1993	Roberts	280/11.2
5,207,438	5/1993	Landers	280/11.2
5,275,259	1/1994	Roberts	188/5

5,280,931	1/1994	Horton	280/11.2
5,299,815	4/1994	Brosnan et al.	280/11.2
5,308,093	5/1994	Walin	280/11.2
5,335,924	8/1994	Richards, Sr. et al.	280/11.2
5,348,320	9/1994	Gay	280/11.22
5,375,859	12/1994	Peck et al.	280/11.2

Primary Examiner—Raphael Barkai
Attorney, Agent, or Firm—Kinney & Lange, P.A.

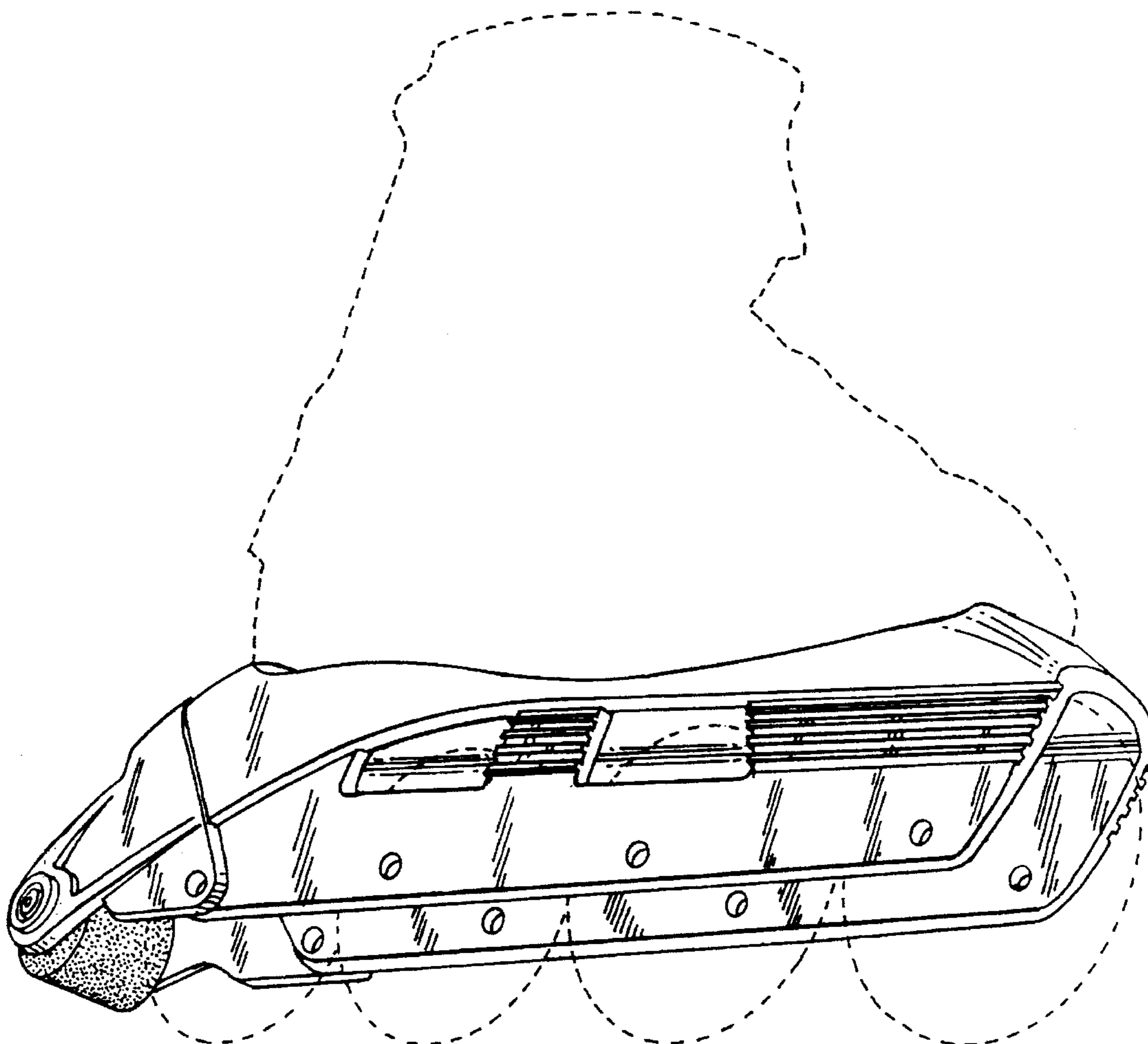
[57] **CLAIM**

The ornamental design for a combined roller skate frame and brake, as shown and described.

DESCRIPTION

FIG. 1 is a perspective view of a combined roller skate frame and brake showing my new design, the broken line showing of the boot and wheels is for illustrative purposes only and forms no part of the claimed design;
FIG. 2 is a left side elevational view thereof;
FIG. 3 is right side elevational view thereof;
FIG. 4 is a top view thereof;
FIG. 5 is a bottom view thereof;
FIG. 6 is a front view thereof; and,
FIG. 7 is a back view thereof.

1 Claim, 4 Drawing Sheets



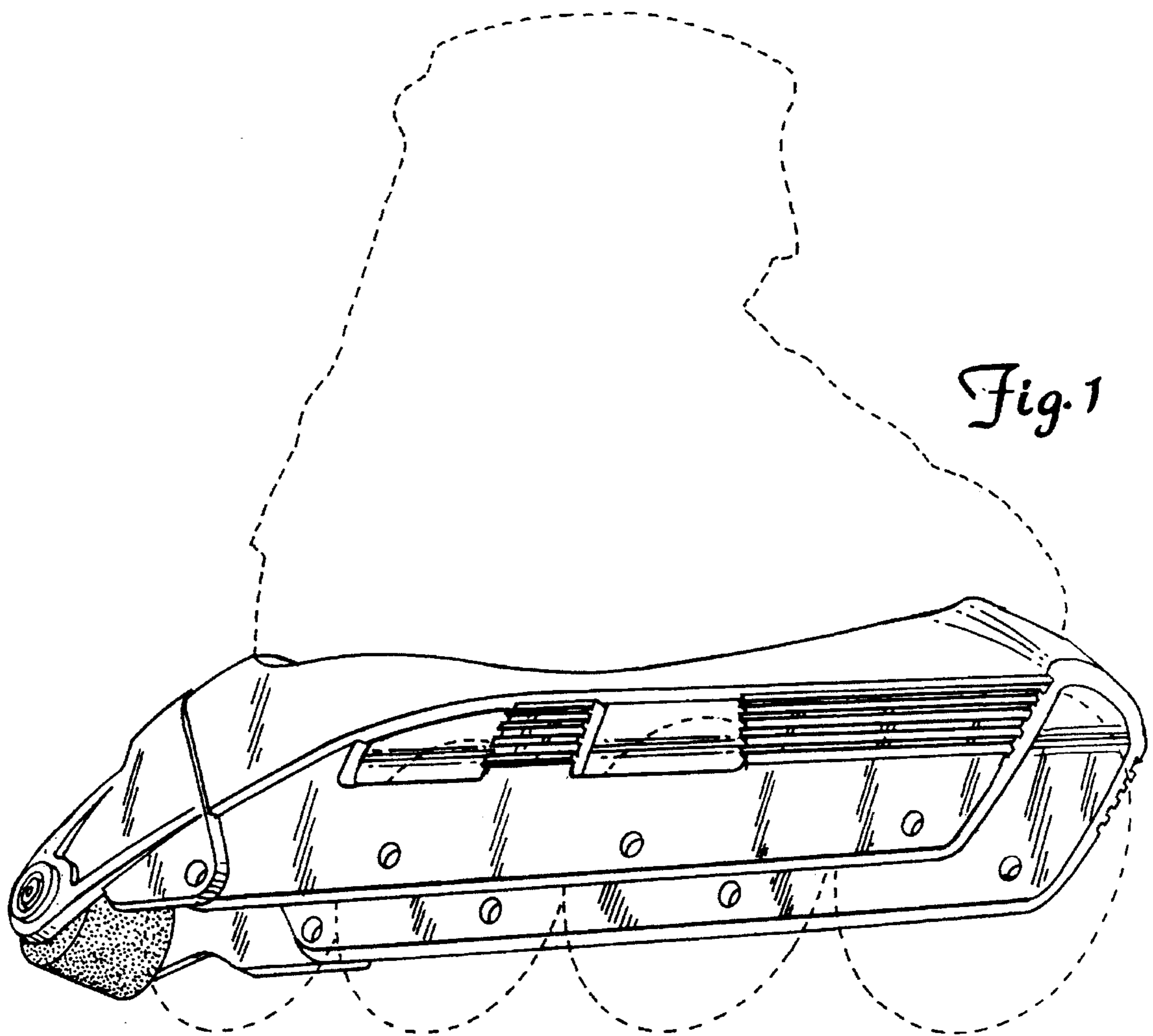


Fig. 1

Fig. 2

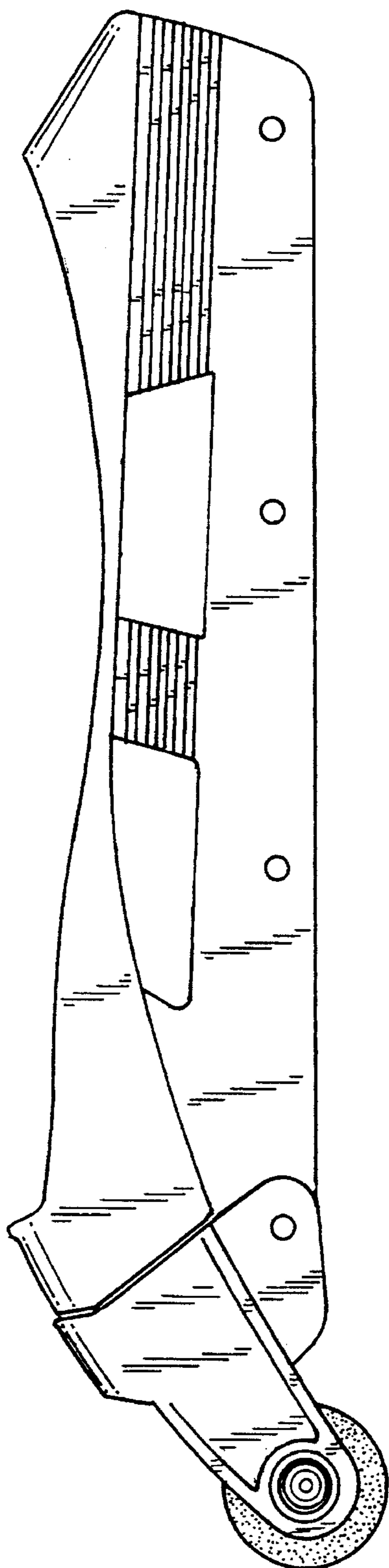
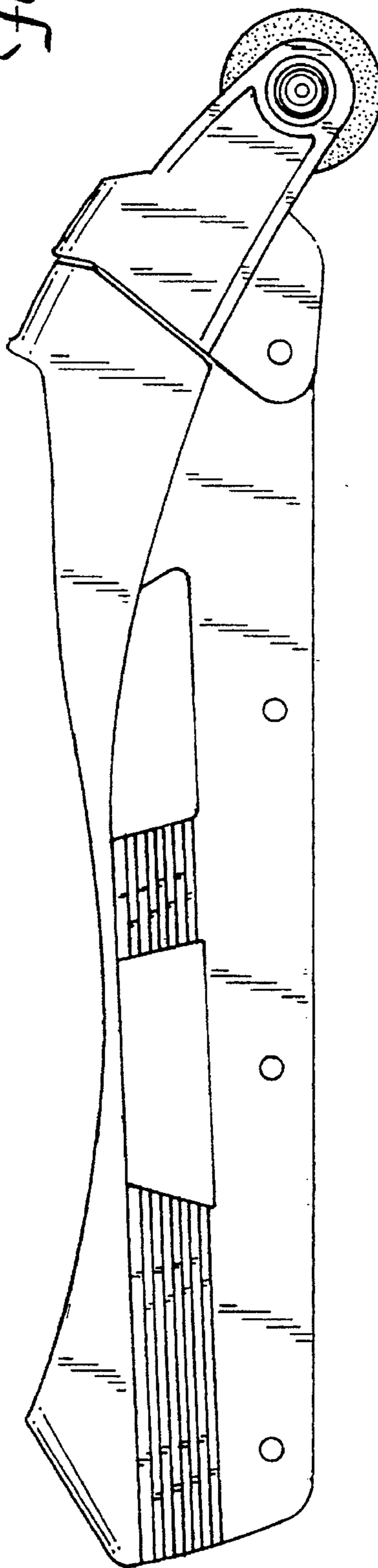


Fig. 3



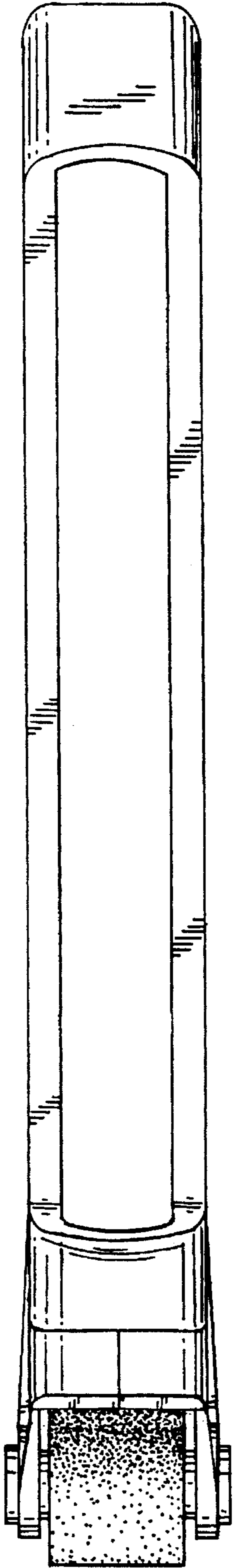


Fig. 4

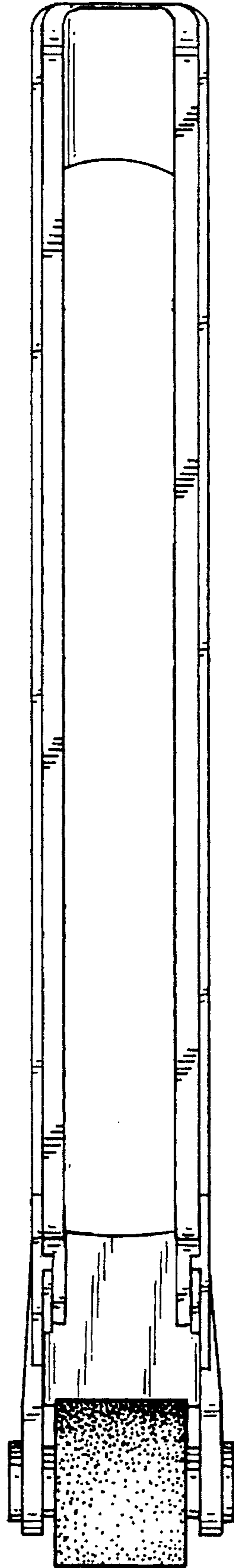


Fig. 5




Fig. 6




Fig. 7