



US00D374261S

United States Patent [19]

[11] Patent Number: **Des. 374,261**

Edauw et al.

[45] Date of Patent: ****Oct. 1, 1996**

[54] COMBINED ROLLERSKATE AND BRAKE

[75] Inventors: **Peter Edauw**, San Zenone Degli Ezzelini; **Claudio Zorzi**, Paderno di Ponzono Veneto, both of Italy

[73] Assignee: **Nordica S.p.A.**, Montebelluna, Italy

[**] Term: **14 Years**

[21] Appl. No.: **17,345**

[22] Filed: **Jan. 11, 1994**

[30] Foreign Application Priority Data

Jul. 13, 1993 [WO] WIPO DM/026685

[52] U.S. Cl. **D21/226**

[58] Field of Search D21/224-227, D21/230, 191, 198; 280/11.2, 11.19, 11.22, 11.23, 11.27, 8.09, 8.16

[56] References Cited

U.S. PATENT DOCUMENTS

D. 315,941	4/1991	Olsen	D21/226
D. 341,863	11/1993	Cavasin	D21/226
D. 346,633	5/1994	Conte	D21/226
D. 353,430	12/1994	Pratt et al.	D21/226
5,253,883	10/1993	Moldenhauer	280/11.22
5,335,924	8/1994	Richards	280/11.2
5,346,231	9/1994	Ho	280/11.22

OTHER PUBLICATIONS

Rollerblade Catalog 1989-90 p. 12 #3 Brake.

Primary Examiner—Raphael Barkai
Attorney, Agent, or Firm—Welsh & Katz, Ltd.

[57] CLAIM

The ornamental design for a combined rollerskate and brake, as shown and described.

DESCRIPTION

FIG. 1 is a left side perspective view of a combined rolleskate and brake showing our new design; FIG. 2 is a right side perspective view thereof; FIG. 3 is a partial left side perspective view thereof; FIG. 4 is a partial right side perspective view thereof; FIG. 5 is a rear perspective view thereof; FIG. 6 is a right side perspective view of the brake; FIG. 7 is a front perspective view thereof; FIG. 8 is a left side perspective view thereof; FIG. 9 is a front perspective view thereof; FIG. 10 is a rear perspective view thereof; FIG. 11 is a bottom perspective view thereof; and, FIG. 12 is a top perspective view thereof. The brake is shown separately in FIGS. 6-12 for ease of illustration only.

1 Claim, 11 Drawing Sheets





FIG. 1



FIG. 2



FIG. 3




FIG. 4




FIG. 5




FIG. 6




FIG. 7




FIG. 8




FIG. 9




FIG. 10




FIG. 11




FIG. 12