



US00D374251S

United States Patent [19]

Briggl

[11] Patent Number: **Des. 374,251**

[45] Date of Patent: ****Oct. 1, 1996**

[54] **WRITING INSTRUMENT**

[75] Inventor: **Hariolf Briggl**, Boebingen, Germany

[73] Assignee: **Merz & Krell GmbH & Co.**,
Gross-Bleberau, Germany

[**] Term: **14 Years**

[21] Appl. No.: **29,924**

[22] Filed: **Oct. 19, 1994**

[30] **Foreign Application Priority Data**

Apr. 19, 1994 [DE] Germany M 94 03 367.6

Oct. 3, 1994 [WO] WIPO DM 030868

[52] **U.S. Cl.** **D19/48; D19/56; D19/46;**
D19/51

[58] **Field of Search** D19/35, 36, 41-51,
D19/54-58, 81-85; 401/209, 6, 7, 88

[56] **References Cited**

U.S. PATENT DOCUMENTS

- D. 81,529 8/1930 Davis D19/46
- D. 136,214 8/1943 Colloby et al. D19/46 X
- D. 283,901 12/1986 Horntrich D19/48 X
- D. 310,100 8/1990 Yubisui D19/48
- D. 336,658 6/1993 Peersmann D19/36
- D. 337,611 7/1993 Peersmann D19/48

- D. 350,562 9/1994 Mulitemo D19/48
- D. 357,275 4/1995 Covington et al. D19/42
- D. 358,420 5/1995 Tseng D19/56 X

FOREIGN PATENT DOCUMENTS

- 9104111.2 7/1991 Germany .
- 961246 6/1964 United Kingdom .

Primary Examiner—Martie Thompson
Attorney, Agent, or Firm—Foley & Lardner

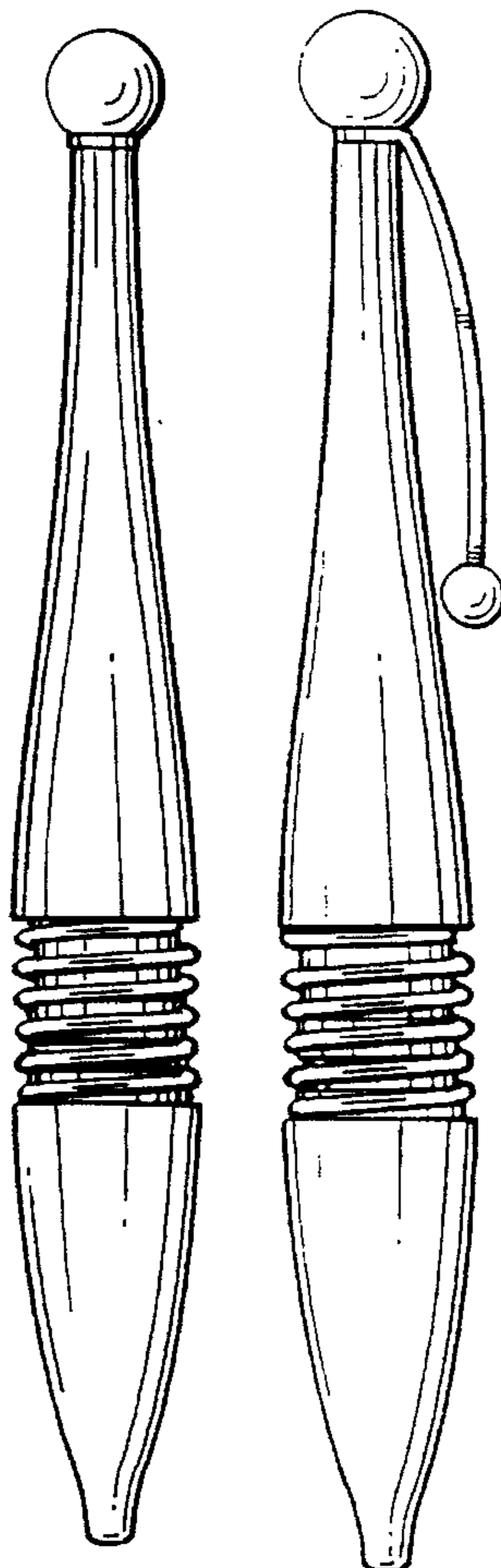
[57] **CLAIM**

The ornamental design for a writing instrument, as shown and described.

DESCRIPTION

FIG. 1 is a front elevational view of a writing instrument showing my new design, all sides being identical;
 FIG. 2 is a bottom plan view thereof;
 FIG. 3 is a top plan view thereof;
 FIG. 4 is a front elevational view of a second embodiment thereof;
 FIG. 5 is a bottom plan view thereof;
 FIG. 6 is a left side elevational view thereof, the right side being a mirror image thereof;
 FIG. 7 is a rear elevational view thereof; and,
 FIG. 8 is a top plan view thereof.

1 Claim, 3 Drawing Sheets



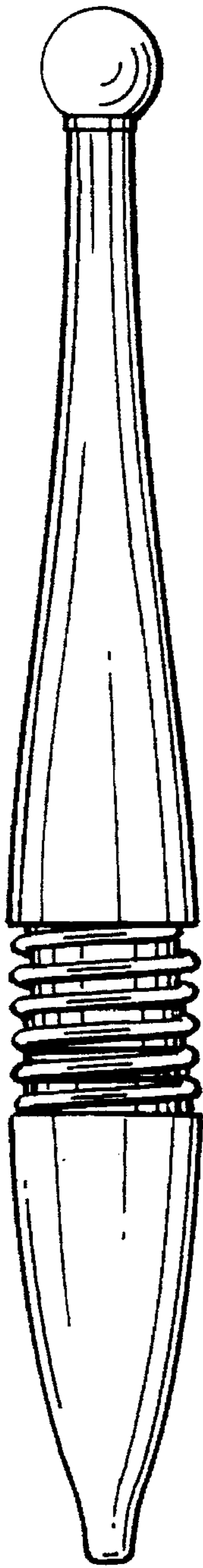


FIG. 1

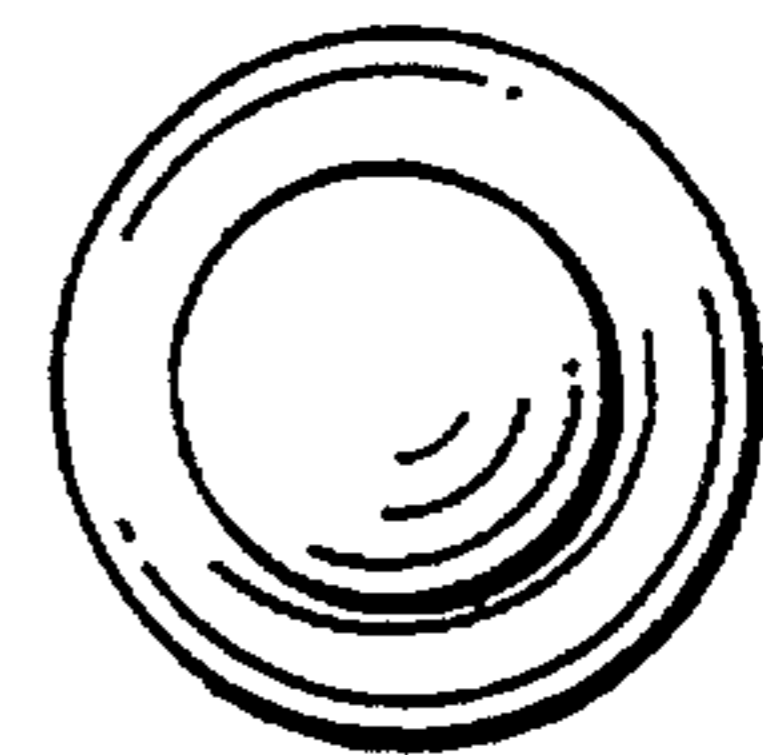


FIG. 3

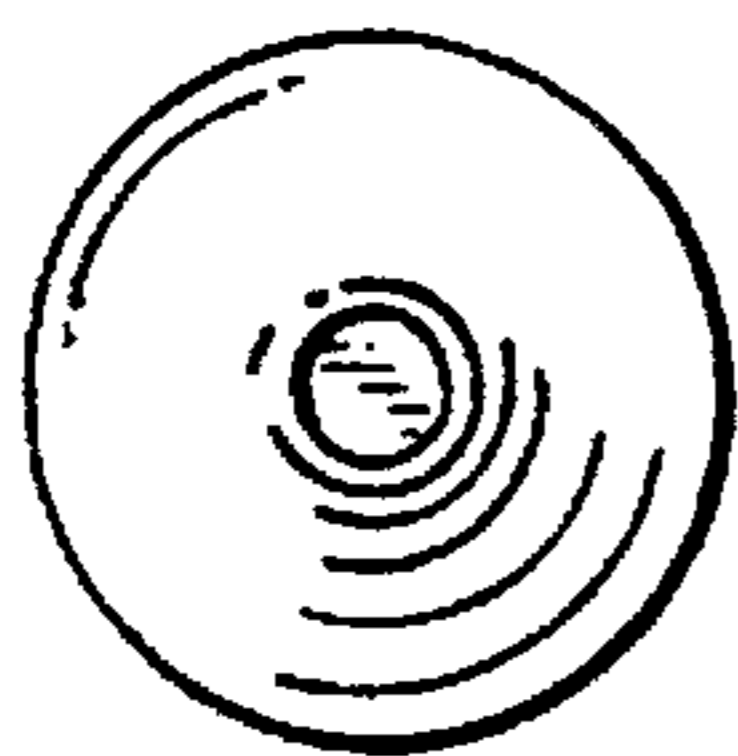


FIG. 2

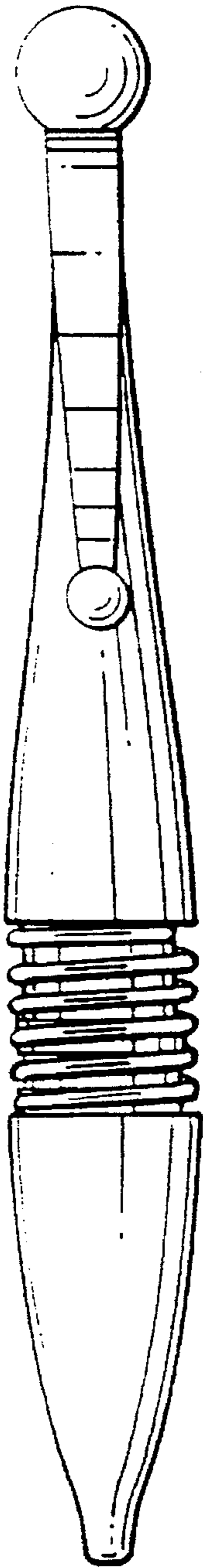


FIG. 4

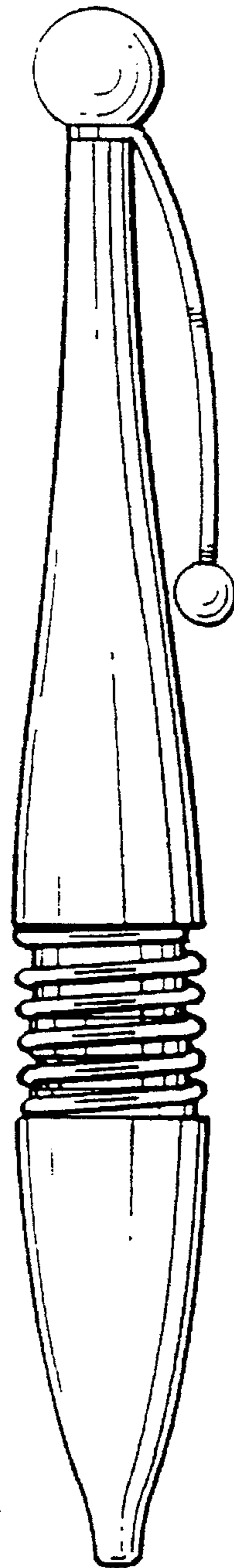


FIG. 6

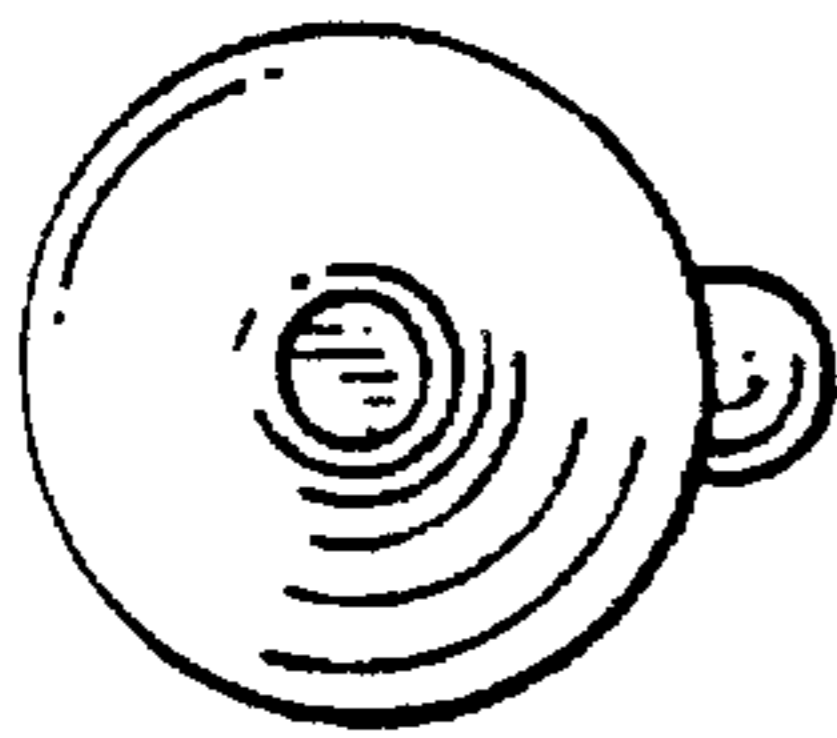


FIG. 5

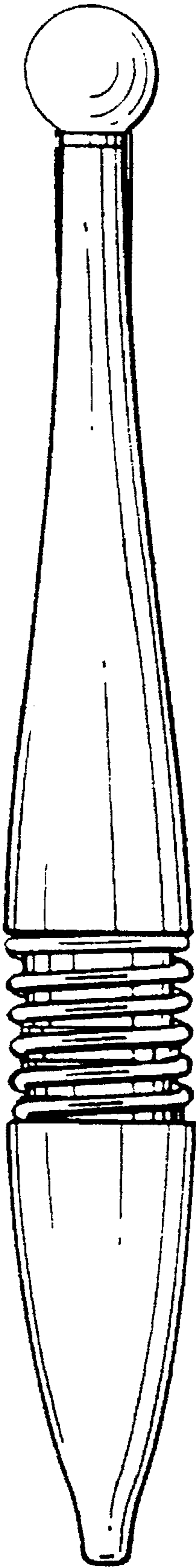


FIG. 7

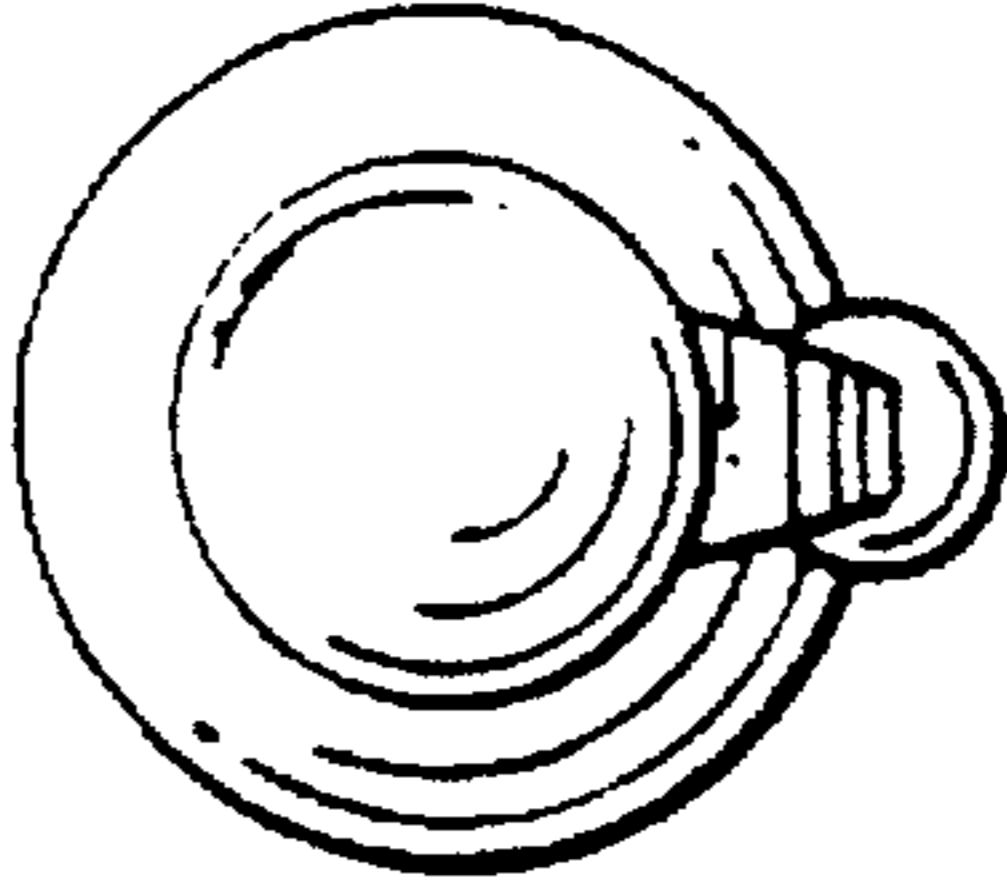


FIG. 8