



US00D374238S

United States Patent [19]

[11] Patent Number: **Des. 374,238**

Terao

[45] Date of Patent: ****Oct. 1, 1996**

[54] **SEWING MACHINE**

OTHER PUBLICATIONS

[75] Inventor: **Hitomi Terao**, Inazawa, Japan

Better Homes & Garden, May 1980, p. 21, Sewing Machine.
Vogue Pattern, Nov./Dec. 1982, p. 13.

[73] Assignee: **Brother Kogyo Kabushiki Kaisha**,
Nagoya, Japan

Primary Examiner—Terry A. Wallace
Attorney, Agent, or Firm—Oliff & Berridge

[**] Term: **14 Years**

[57] **CLAIM**

[21] Appl. No.: **36,211**

The ornamental design for a sewing machine, as shown and described.

[22] Filed: **Mar. 15, 1995**

[30] **Foreign Application Priority Data**

DESCRIPTION

Sep. 27, 1994 [JP] Japan 6-29462

[52] U.S. Cl. **D15/70**

[58] Field of Search D15/66-78; 112/217.1-217.4,
112/258-261

FIG. 1 is a top plan view of a sewing machine;
FIG. 2 is a front view of the sewing machine;
FIG. 3 is a bottom plan view of the sewing machine;
FIG. 4 is a left side view of the sewing machine;
FIG. 5 is a right side view of the sewing machine;
FIG. 6 is a rear view of the sewing machine; and,
FIG. 7 is a perspective view of the sewing machine.

[56] **References Cited**

U.S. PATENT DOCUMENTS

D. 277,863 3/1985 Laude et al. D15/69

D. 361,773 8/1995 Jimenez D15/69

1 Claim, 4 Drawing Sheets




FIG. 1




FIG. 2




FIG. 3




FIG. 4




FIG. 5




FIG. 6




FIG. 7

