



US00D374236S

United States Patent [19]

[11] Patent Number: **Des. 374,236**

Grewe et al.

[45] Date of Patent: ****Oct. 1, 1996**

[54] **COMBINED MULTIPLE MEMORY CARD
READER AND PLAYER**

D. 341,828 11/1993 Hui D14/107
5,299,089 3/1994 Lwee 361/684

[75] Inventors: **Anthony J. Grewe**, Holmdel, N.J.;
Charles R. Lewis, Jr., Palo Alto;
Michael J. Nuttall, Portola Valley, both
of Calif.; **Howard M. Singer**,
Marlboro, N.J.

Primary Examiner—Sandra L. Morris
Attorney, Agent, or Firm—Robert P. Marley; Donald P.
Dinella

[73] Assignee: **Lucent Technologies Inc.**, Murray Hill,
N.J.

[57] **CLAIM**

The ornamental design for a combined multiple memory
card reader and player, as shown and described.

[**] Term: **14 Years**

DESCRIPTION

[21] Appl. No.: **32,967**

FIG. 1 is a left front perspective view of the combined
multiple memory card reader and player, showing our new
design, the broken lines contained therein showing memory
devices are for illustrative purposes only, and form no part
of the claimed design;

[22] Filed: **Dec. 30, 1994**

[52] U.S. Cl. **D14/299**; D14/107

FIG. 2 is a right side elevational view thereof;

[58] Field of Search D14/109, 217,
D14/260, 299, 100, 102, 107; 361/684

FIG. 3 is a rear elevational view of a tray, shown broken
away for ease of illustration;

[56] **References Cited**

U.S. PATENT DOCUMENTS

- D. 303,664 9/1989 Harden et al. D14/102
- D. 313,976 1/1991 Bina D14/102
- D. 316,546 4/1991 Pedinielli et al. D14/102
- D. 340,234 10/1993 Katayama D14/109

FIG. 4 is a front elevational view thereof; and,

FIG. 5 is a top plan view of a tray, shown broken away for
ease of illustration. The broken lines contained therein
showing memory devices are for illustrative purposes only,
and form no part of the claimed design.

1 Claim, 3 Drawing Sheets

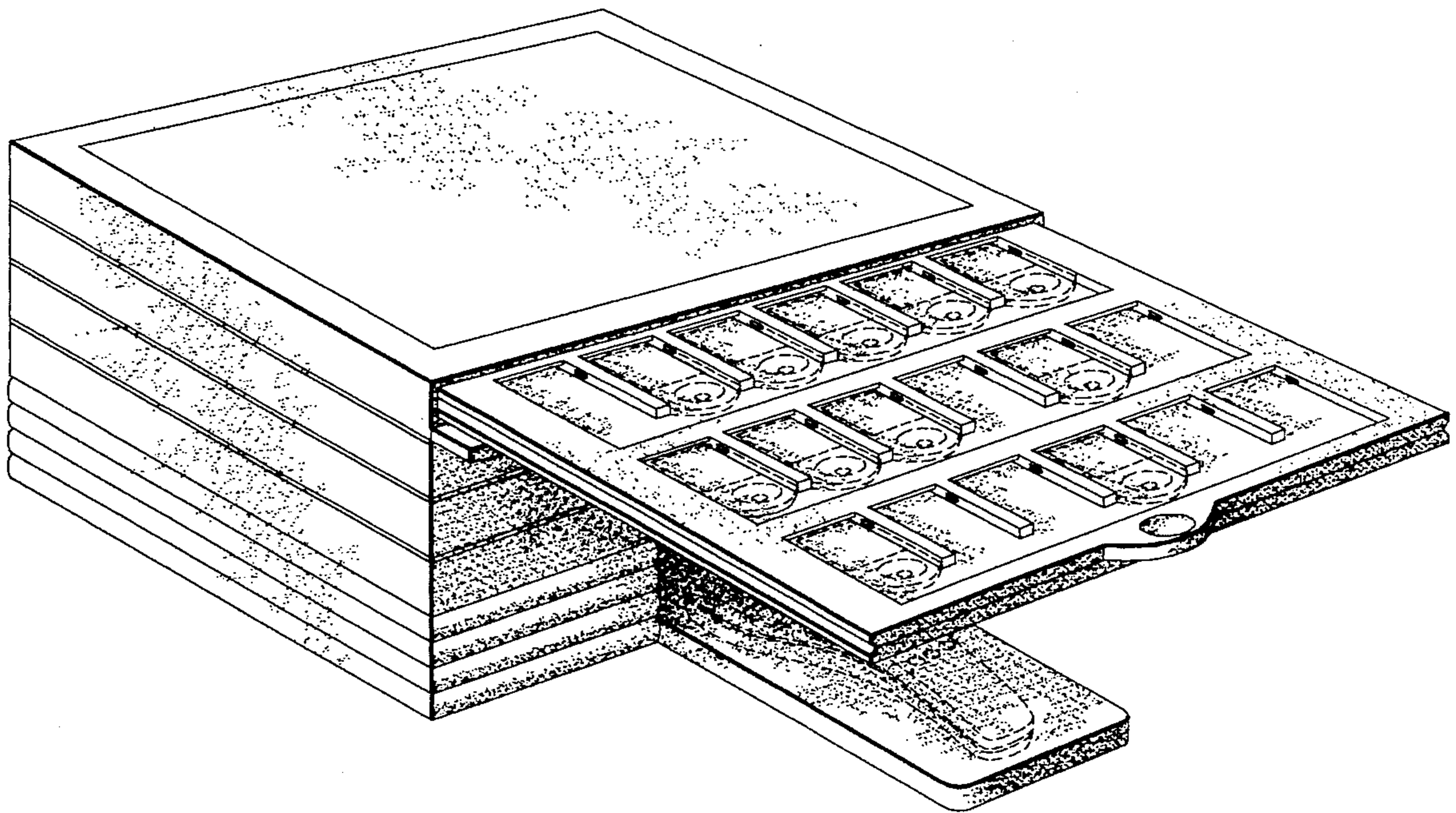


FIG. 1

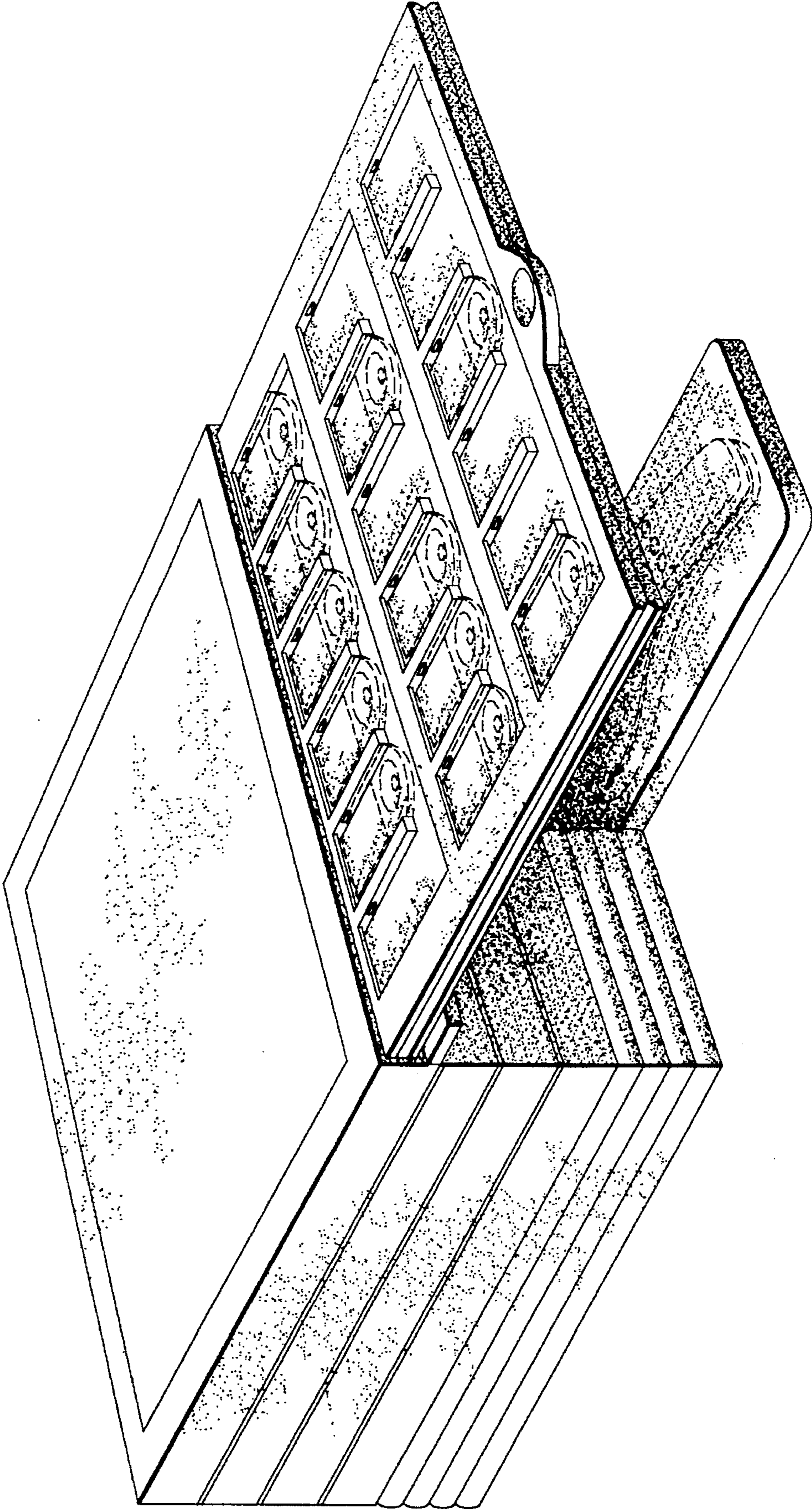


FIG. 2




FIG. 3




FIG. 4




FIG. 5

