



US00D374199S

United States Patent [19]
Vellone

[11] **Patent Number: Des. 374,199**
[45] **Date of Patent: **Oct. 1, 1996**

[54] **SISSY BAR EXTENSION**

[76] Inventor: **Richard Vellone**, 622 Ramona Ave.,
Spring Valley, Calif. 91977

[**] Term: **14 Years**

[21] Appl. No.: **43,326**

[22] Filed: **Aug. 31, 1995**

[52] **U.S. Cl.** **D12/114**

[58] **Field of Search** D12/114, 110;
280/284, 288.4; 180/219; 224/30 R, 31;
297/411.4, 411.2, 352; 403/316, 353

[56] **References Cited**

U.S. PATENT DOCUMENTS

- D. 271,866 12/1983 Turkington et al. D12/119
- D. 271,867 12/1983 Danielson D12/119
- D. 272,140 1/1984 Turkington et al. D12/119
- D. 287,348 12/1986 Larson D12/119

OTHER PUBLICATIONS

Harley Davidson Motorcycle Accessories Catalog, 1995 p.
104, the Sissy bars and Side Plate Kits.
Drug Specialties Catalog, 1995, pp. 143 & 510, the chrome
rear muffler support & replacement rear fender struts.

Primary Examiner—Melody N. Brown

Attorney, Agent, or Firm—Baker, Maxham, Jester & Meador

[57] **CLAIM**

The ornamental design for a sissy bar extension, as shown
and described.

DESCRIPTION

FIG. 1 is a top plan view of the sissy bar extension in
accordance with the invention;
FIG. 2 is a bottom plan view of a sissy bar extension in
accordance with the invention;
FIG. 3 is a side view of the sissy bar extension in accordance
with the invention;
FIG. 4 is an opposite side view of the sissy bar extension in
accordance with the invention;
FIG. 5 is an end view of the sissy bar extension in accor-
dance with the invention;
FIG. 6 is an opposite end view of the sissy bar extension in
accordance with the invention;
FIG. 7 is a perspective view of the sissy bar extension in
accordance with the invention; and,
FIG. 8 is an opposite perspective view of the sissy bar
extension in accordance with the invention.

1 Claim, 2 Drawing Sheets






FIG. 1




FIG. 2

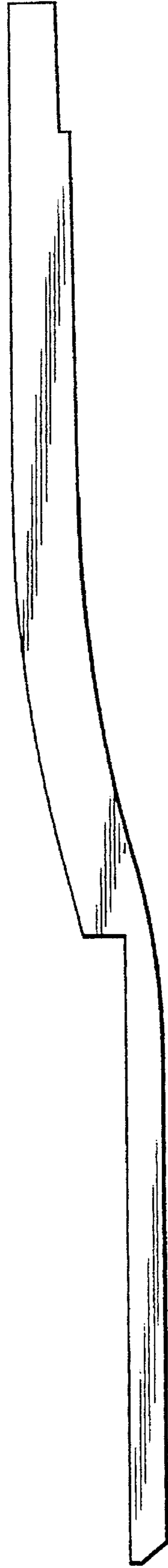


FIG. 3




FIG. 4

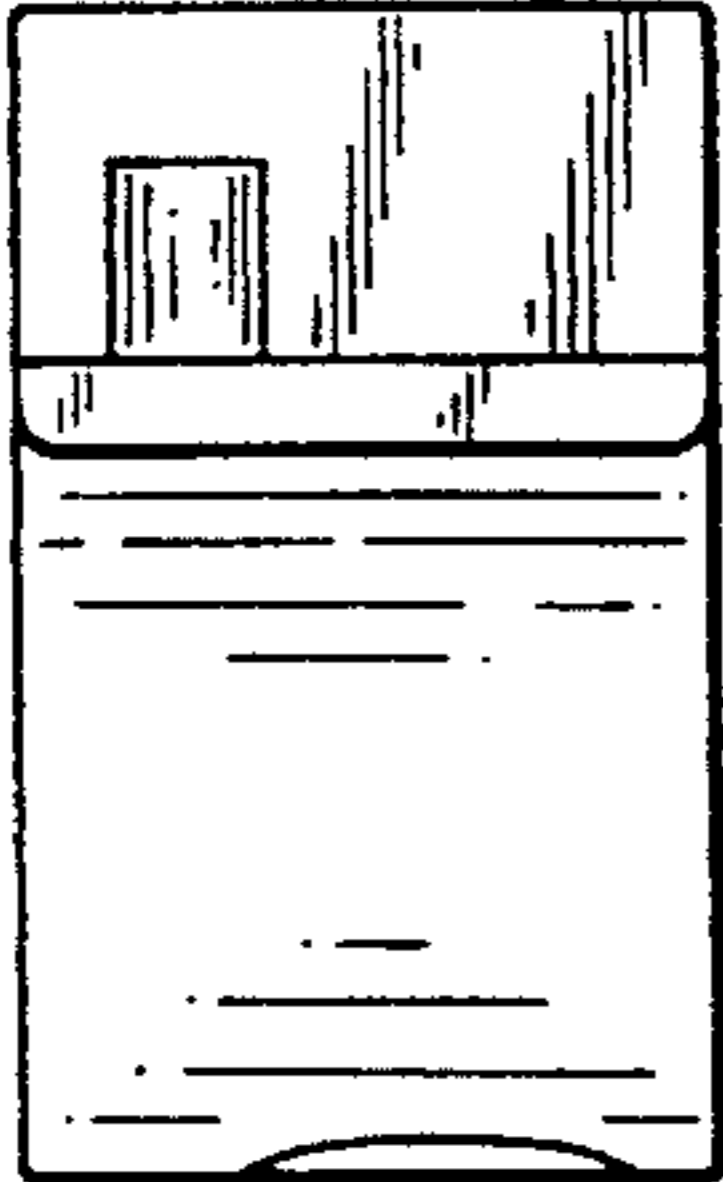


FIG. 5

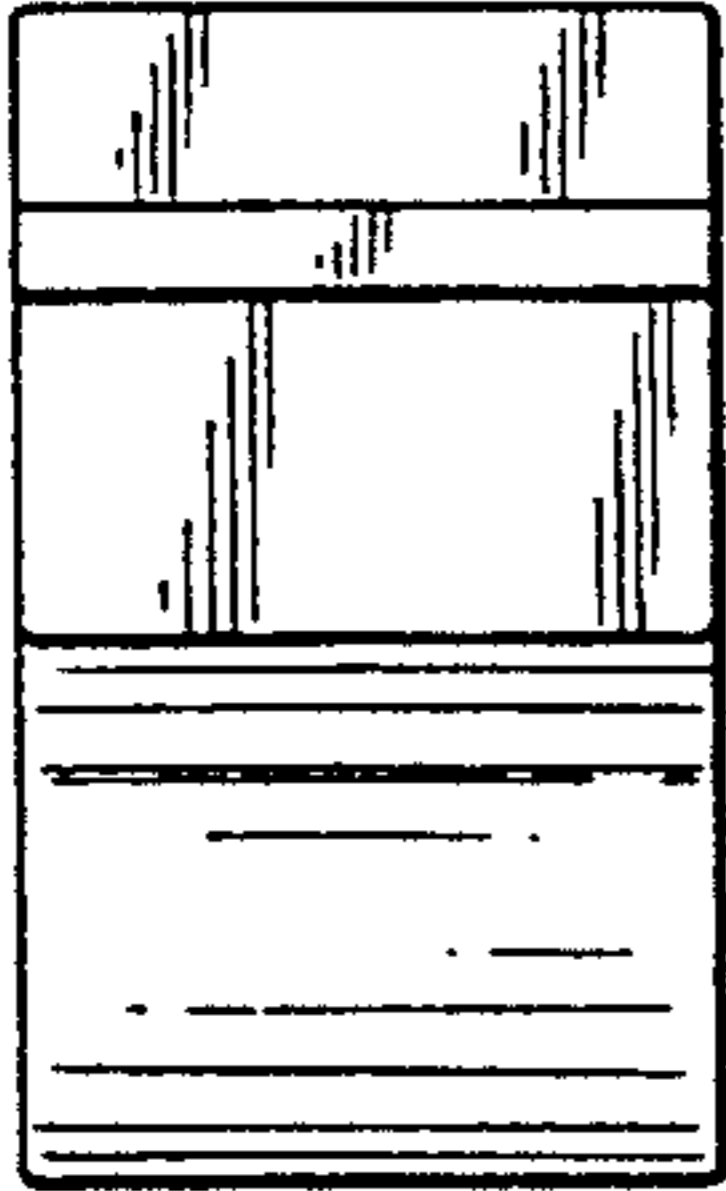


FIG. 6

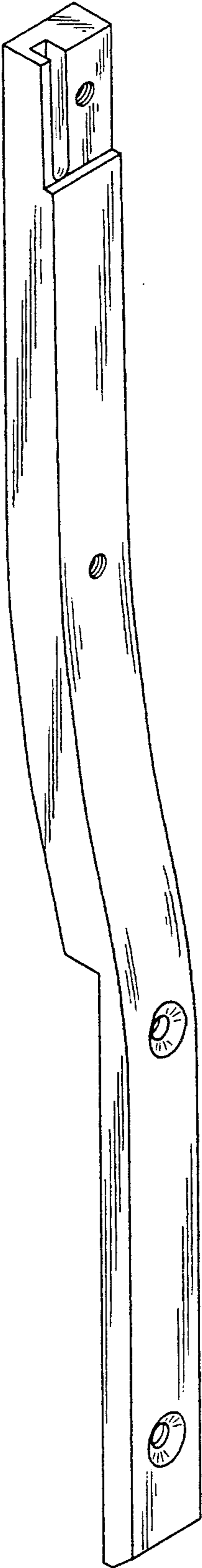


FIG. 7

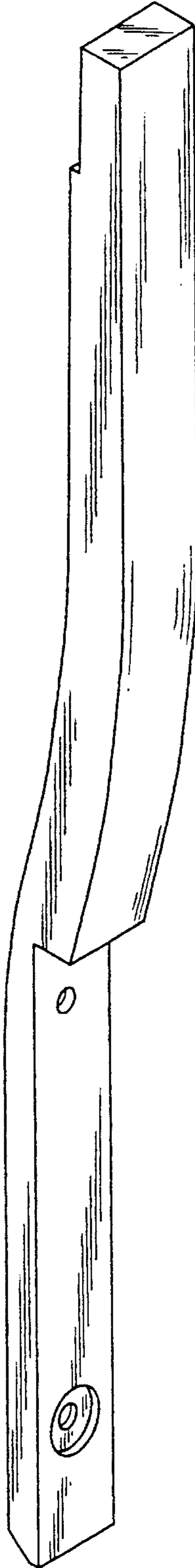


FIG. 8