



US00D374190S

United States Patent [19]

Yuen

[11] Patent Number: **Des. 374,190**

[45] Date of Patent: ****Oct. 1, 1996**

[54] **COMBINED EMERGENCY ALARM AND FLASHER**

[75] Inventor: **John S. Yuen, Kowloon, Hong Kong**

[73] Assignee: **John Manufacturing Limited, Kowloon, Hong Kong**

[**] Term: **14 Years**

[21] Appl. No.: **39,914**

[22] Filed: **Jun. 7, 1995**

[30] Foreign Application Priority Data

Jan. 4, 1995 [GB] United Kingdom 2044234

[52] U.S. Cl. **D10/114; D10/106**

[58] Field of Search D10/104, 106, D10/109, 114, 116; D26/37-50; 362/191, 196, 197, 198, 199, 200, 201, 202; 340/549, 571, 572, 573

[56] References Cited

U.S. PATENT DOCUMENTS

D. 276,658 12/1984 Yuen D10/114

D. 285,911	9/1986	Yuen	D10/114
D. 308,177	5/1990	Parker et al.	D10/106
D. 311,349	10/1990	Walsh	D10/106
D. 349,466	8/1994	Chang	D10/114
D. 349,467	8/1994	Halaby	D10/114

Primary Examiner—Marcus A. Jackson
Attorney, Agent, or Firm—Fay, Sharpe, Beall, Fagan, Minnich & McKee

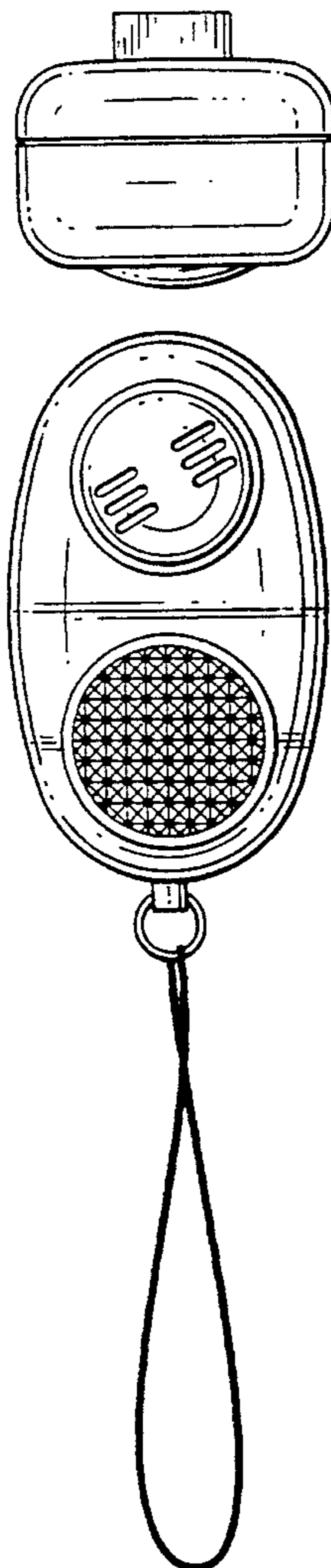
[57] CLAIM

The ornamental design for an combined emergency alarm and flasher, as shown and described.

DESCRIPTION

FIG. 1 is a top plan view of an combined emergency alarm and flasher showing my new design;
FIG. 2 is a front elevational view thereof;
FIG. 3 is a rear elevational view thereof;
FIG. 4 is a underneath plan view thereof;
FIG. 5 is an left side elevational view thereof; and,
FIG. 6 is a right side elevational view thereof.

1 Claim, 2 Drawing Sheets



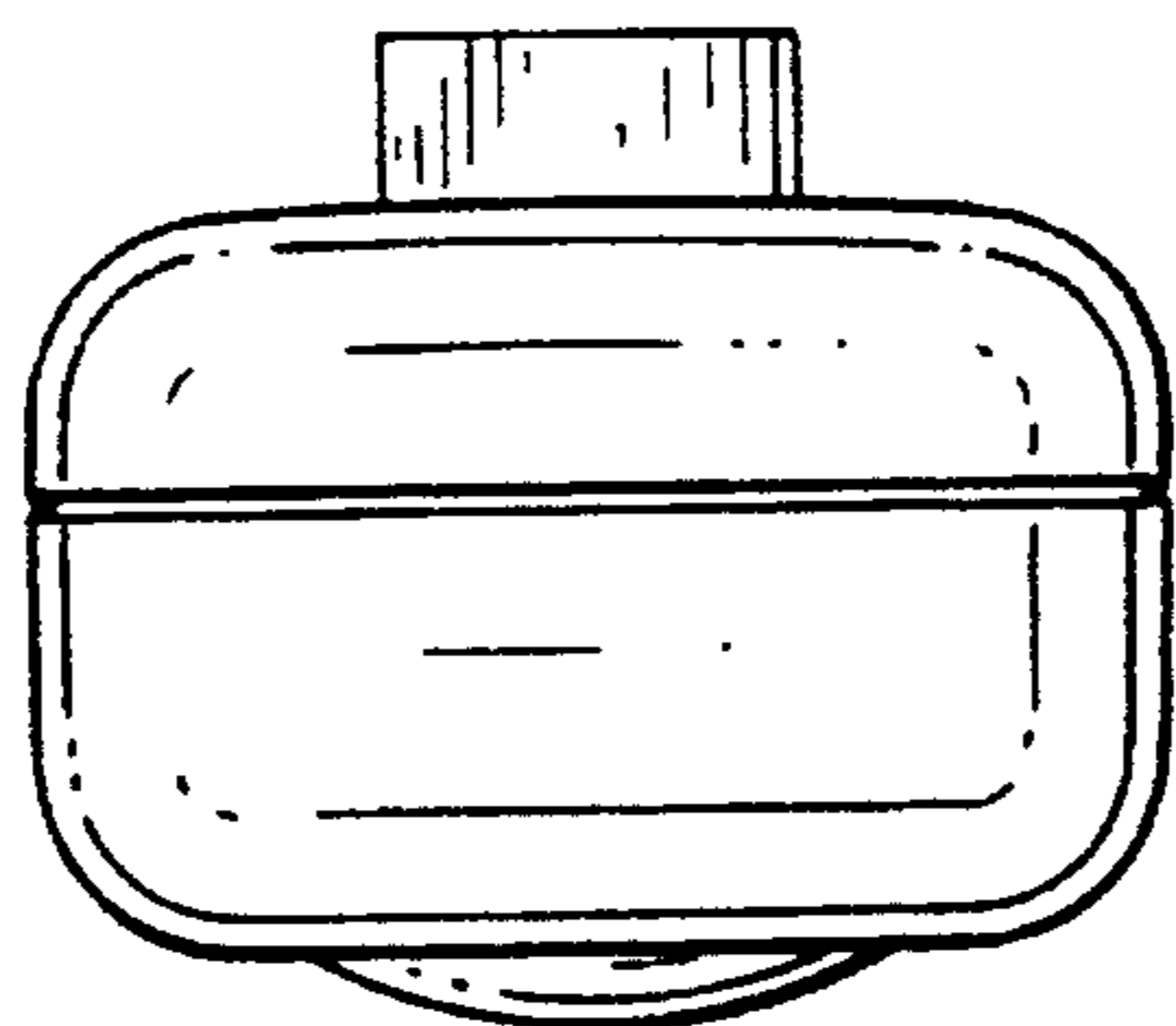



FIG. 1.

FIG. 2.



FIG. 3.






FIG. 4.

FIG. 5.

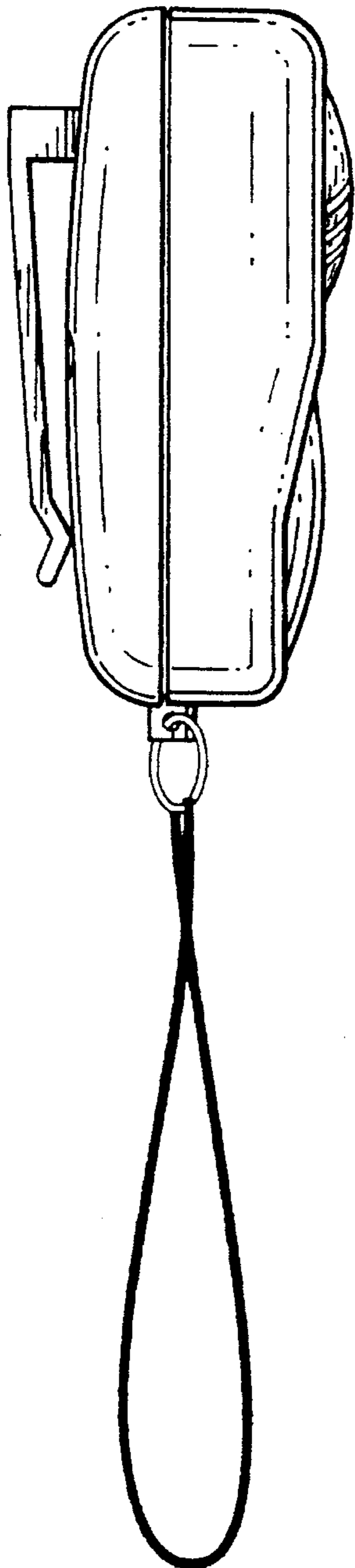


FIG. 6.

