



US00D374188S

United States Patent [19]

Horii

[11] Patent Number: **Des. 374,188**

[45] Date of Patent: ****Oct. 1, 1996**

[54] **COMBINED ELECTRONIC WARNING RECEIVER AND CALCULATOR**

[75] Inventor: **Tsuyoshi Horii**, Tokyo, Japan

[73] Assignee: **Casio Computer Co., Ltd.**, Tokyo, Japan

[**] Term: **14 Years**

[21] Appl. No.: **40,380**

[22] Filed: **Jun. 16, 1995**

[52] U.S. Cl. **D10/104; D18/7**

[58] Field of Search D10/104, 106, D10/116, 121; D14/218; D18/6, 7; 340/540, 541, 542, 561, 565, 566, 571, 572, 573, 584

[56] **References Cited**

U.S. PATENT DOCUMENTS

- D. 331,888 12/1992 Zade D10/106
- D. 332,961 2/1993 Peersmann D18/6
- D. 333,636 3/1993 Issa D10/106

- D. 351,173 10/1994 Yeh D10/106
- D. 354,922 1/1995 Gartner D10/106

Primary Examiner—Marcus A. Jackson
Attorney, Agent, or Firm—Frishauf, Holtz, Goodman, Langer & Chick

[57] **CLAIM**

The ornamental design for an combined electronic warning receiver and calculator, as shown and described.

DESCRIPTION

FIG. 1 is a front elevational view of an combined electronic warning receiver and calculator showing my new design; FIG. 2 is a right side elevational view thereof; FIG. 3 is a left side elevational view thereof; FIG. 4 is a top plan view thereof; FIG. 5 is a bottom plan view thereof; FIG. 6 is a rear elevational view thereof; FIG. 7 is a perspective view thereof; and, FIG. 8 is a perspective view thereof, with the panel shown in open condition.

1 Claim, 3 Drawing Sheets




FIG. 4




FIG. 3




FIG. 1




FIG. 2

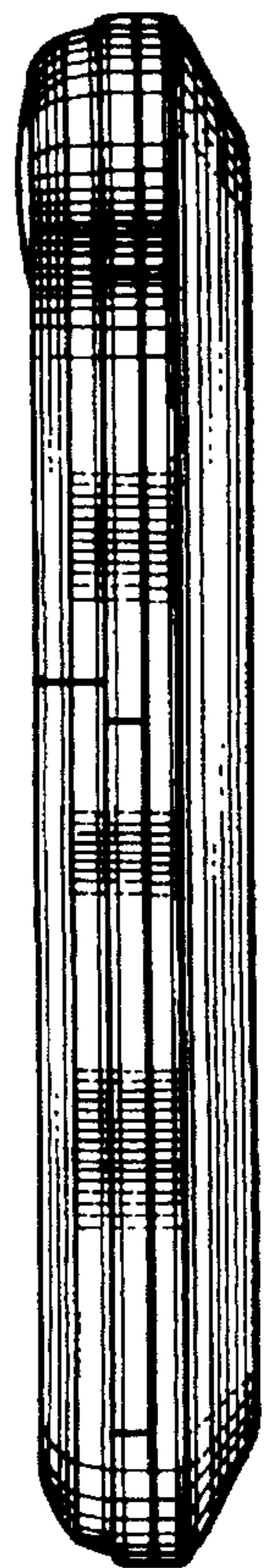


FIG. 5




FIG. 6

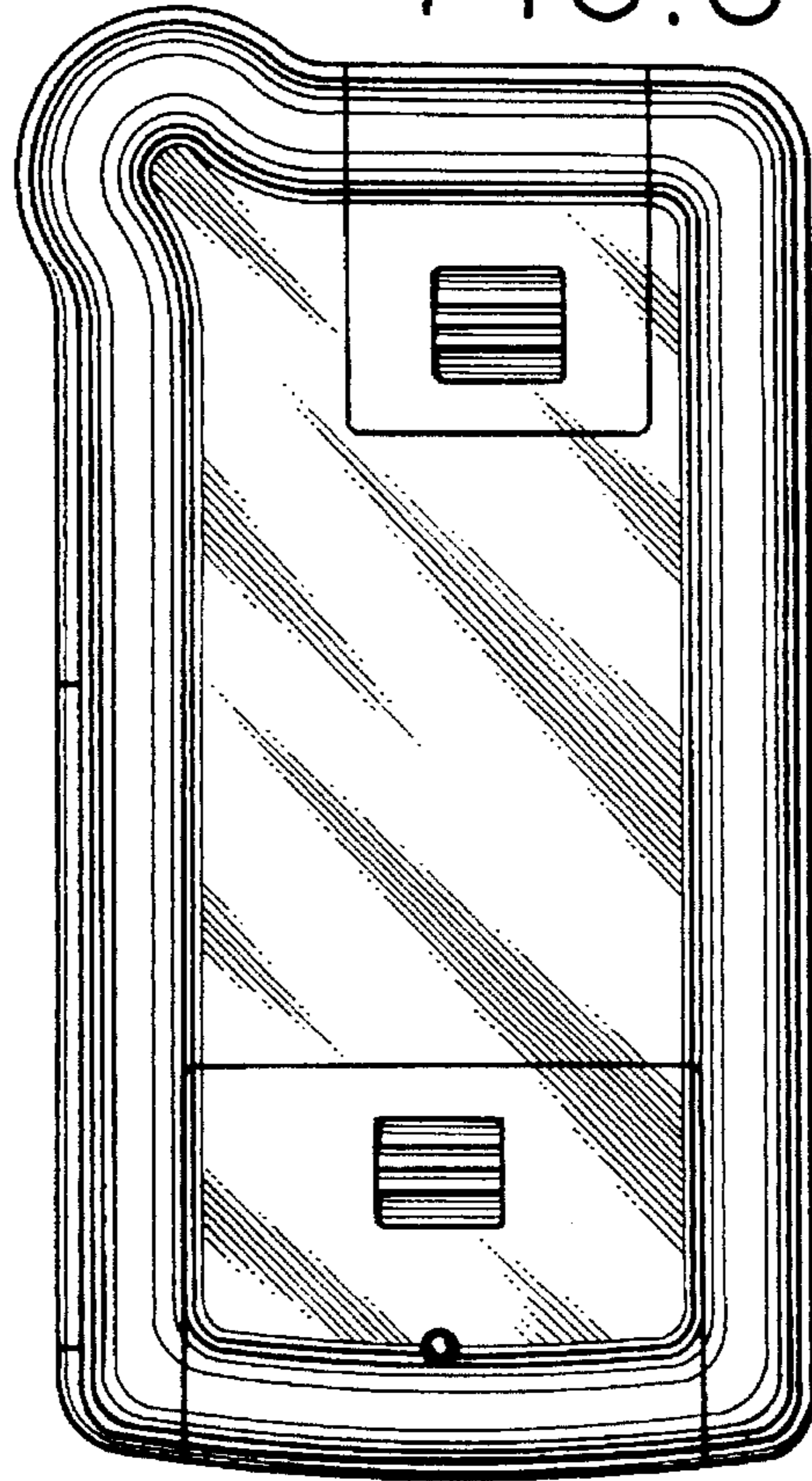


FIG. 7

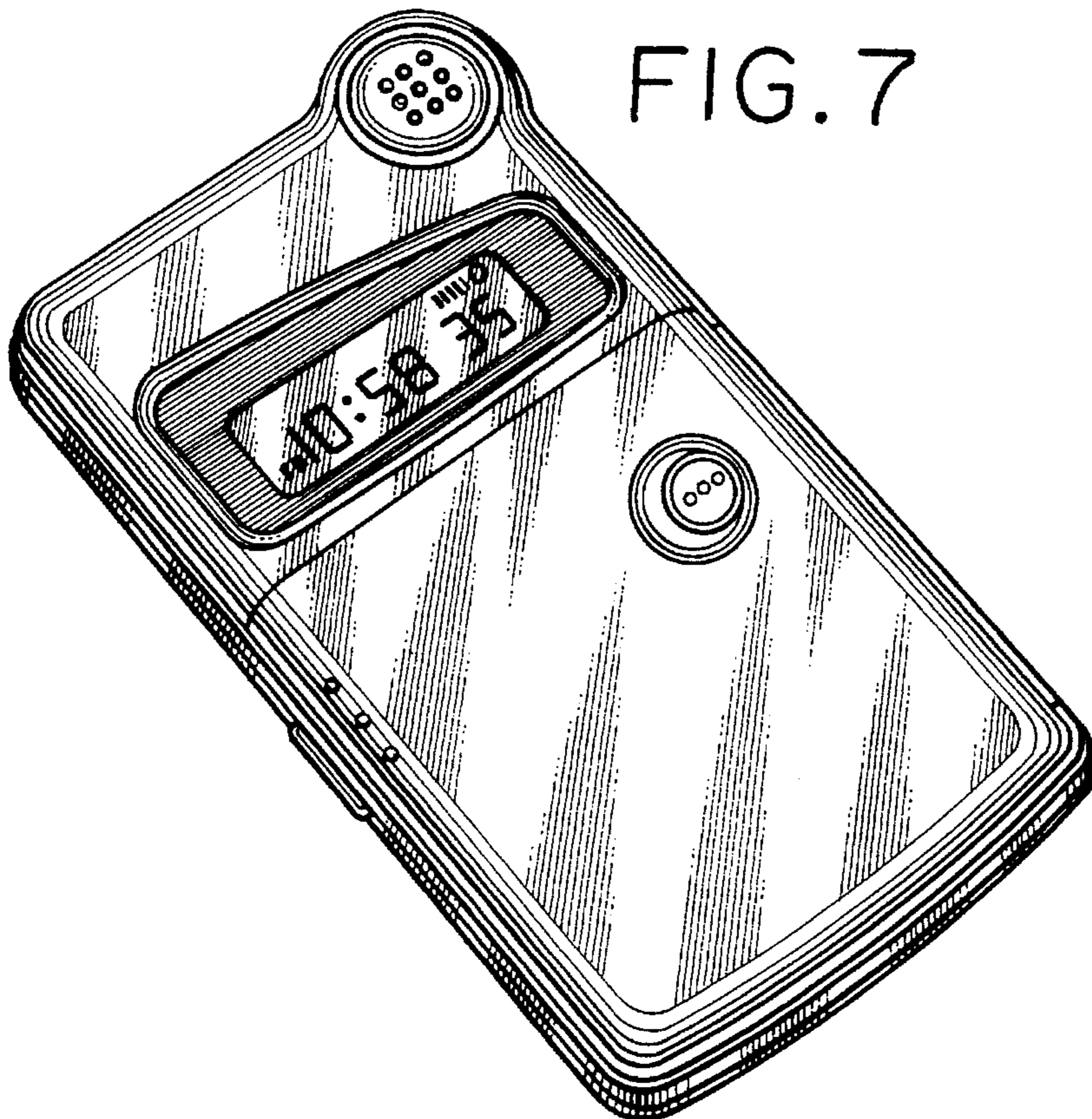


FIG. 8

