



US00D374180S

United States Patent [19]
Agarwal

[11] **Patent Number: Des. 374,180**

[45] **Date of Patent: **Oct. 1, 1996**

[54] **GUITAR WATCH**

[75] Inventor: **Rajnish Agarwal**, Hong Kong, Hong Kong

[73] Assignee: **ZZYZX 2001 Limited**, Wong Chuk Hang, Hong Kong

[**] Term: **14 Years**

[21] Appl. No.: **28,949**

[22] Filed: **Sep. 26, 1994**

[30] **Foreign Application Priority Data**

Sep. 19, 1994 [GB] United Kingdom 2041825

[52] U.S. Cl. **D10/33; D10/6**

[58] Field of Search D10/1-40, 122-132; 368/280-282, 276-277, 285; D17/14, 19

[56] **References Cited**

U.S. PATENT DOCUMENTS

D. 187,001 1/1960 Fender D17/14

D. 266,907 11/1982 Salen D10/6
D. 269,524 6/1983 Burge D17/14
D. 356,811 3/1995 Oaks D17/14

Primary Examiner—Nelson C. Holtje
Attorney, Agent, or Firm—Skjerven, Morrill, MacPherson, Franklin & Friel; Thomas S. MacDonald

[57] **CLAIM**

The ornamental design for an guitar watch, as shown and described.

DESCRIPTION

FIG. 1 is a perspective plan view of a guitar watch showing my new design;

FIG. 2 is a perspective front elevational view thereof;

FIG. 3 is a perspective back elevational view thereof;


FIG. 4 is a perspective left-hand elevational view thereof;

FIG. 5 is a perspective right-hand elevational view thereof;

FIG. 6 is a perspective front elevational and bottom view thereof; and,

FIG. 7 is a perspective bottom view thereof.

1 Claim, 4 Drawing Sheets






FIG. 1




FIG. 2




FIG. 3




FIG. 4




FIG. 5




FIG. 6




FIG. 7