



US00D374171S

# United States Patent [19]

Protz, Jr.

[11] Patent Number: **Des. 374,171**

[45] Date of Patent: **\*\*Oct. 1, 1996**

[54] **GUTTER WIRE CLIP**

[75] Inventor: **William F. Protz, Jr.**, Lake Forest, Ill.

[73] Assignee: **Santa's Best**, Northfield, Ill.

[\*\*] Term: **14 Years**

[21] Appl. No.: **42,823**

[22] Filed: **Aug. 18, 1995**

### Related U.S. Application Data

[63] Continuation-in-part of Ser. No. 34,685, Feb. 9, 1995, Pat. No. Des. 368,219.

[52] U.S. Cl. .... **D8/395**; D8/371

[58] Field of Search ..... D8/371, 395-396;  
24/334, 339, 336, 338

### [56] References Cited

#### U.S. PATENT DOCUMENTS

D. 29,110 7/1898 Stone ..... D8/395  
D. 194,785 3/1963 Sasse et al. .... D8/395 X

D. 298,738 11/1988 Rumpel ..... D8/371 X

D. 333,431 2/1993 Allen ..... D8/395 X

D. 340,857 11/1993 Light ..... D8/395

*Primary Examiner*—Holly H. Baynham  
*Attorney, Agent, or Firm*—Emrich & Dithmar

### [57] CLAIM

The ornamental design for the gutter wire clip, as shown and described.

### DESCRIPTION

FIG. 1 is a perspective view of the gutter wire clip illustrating my invention;

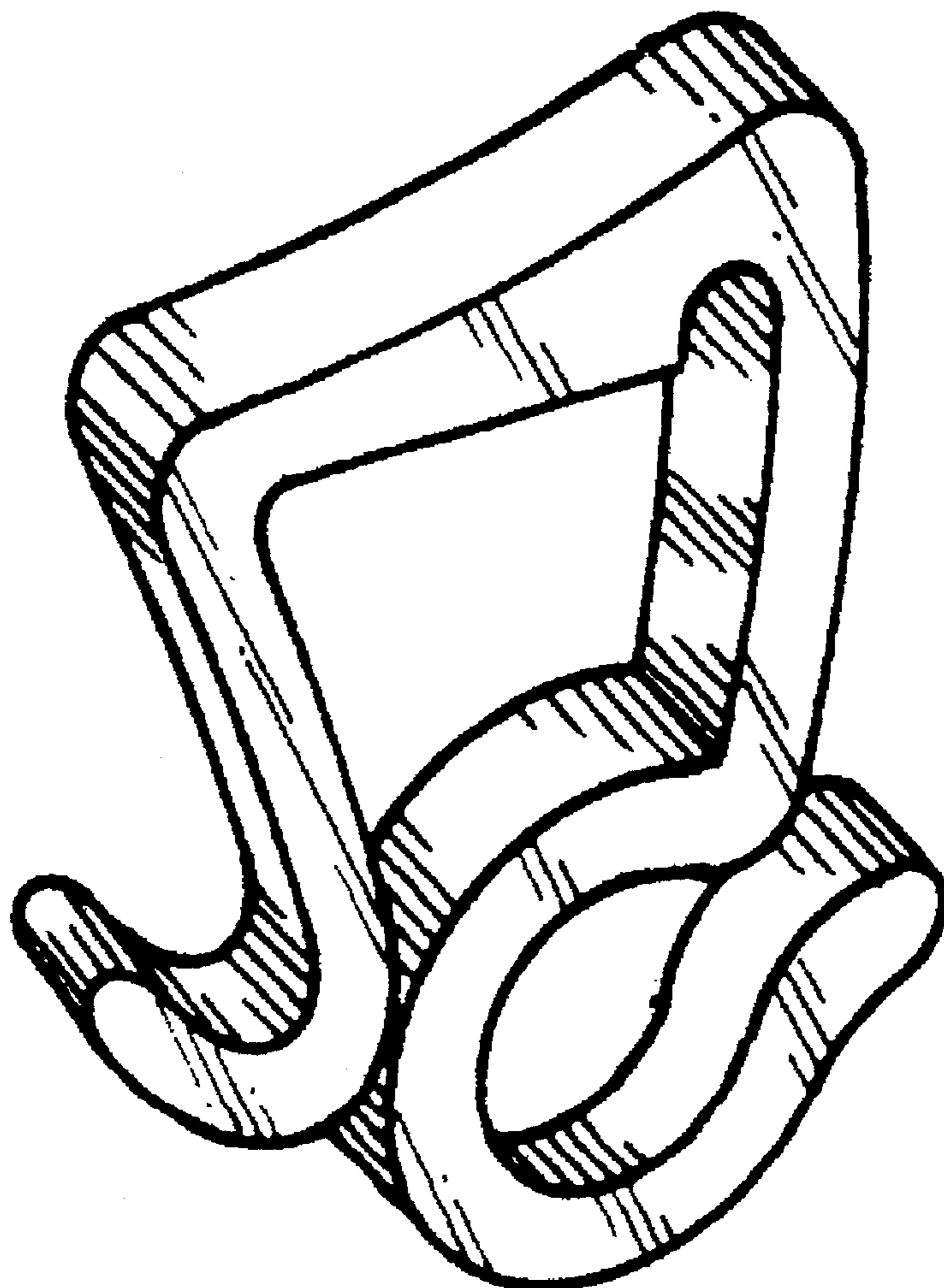
FIG. 2 is a front elevational view of the gutter wire clip of FIG. 1;

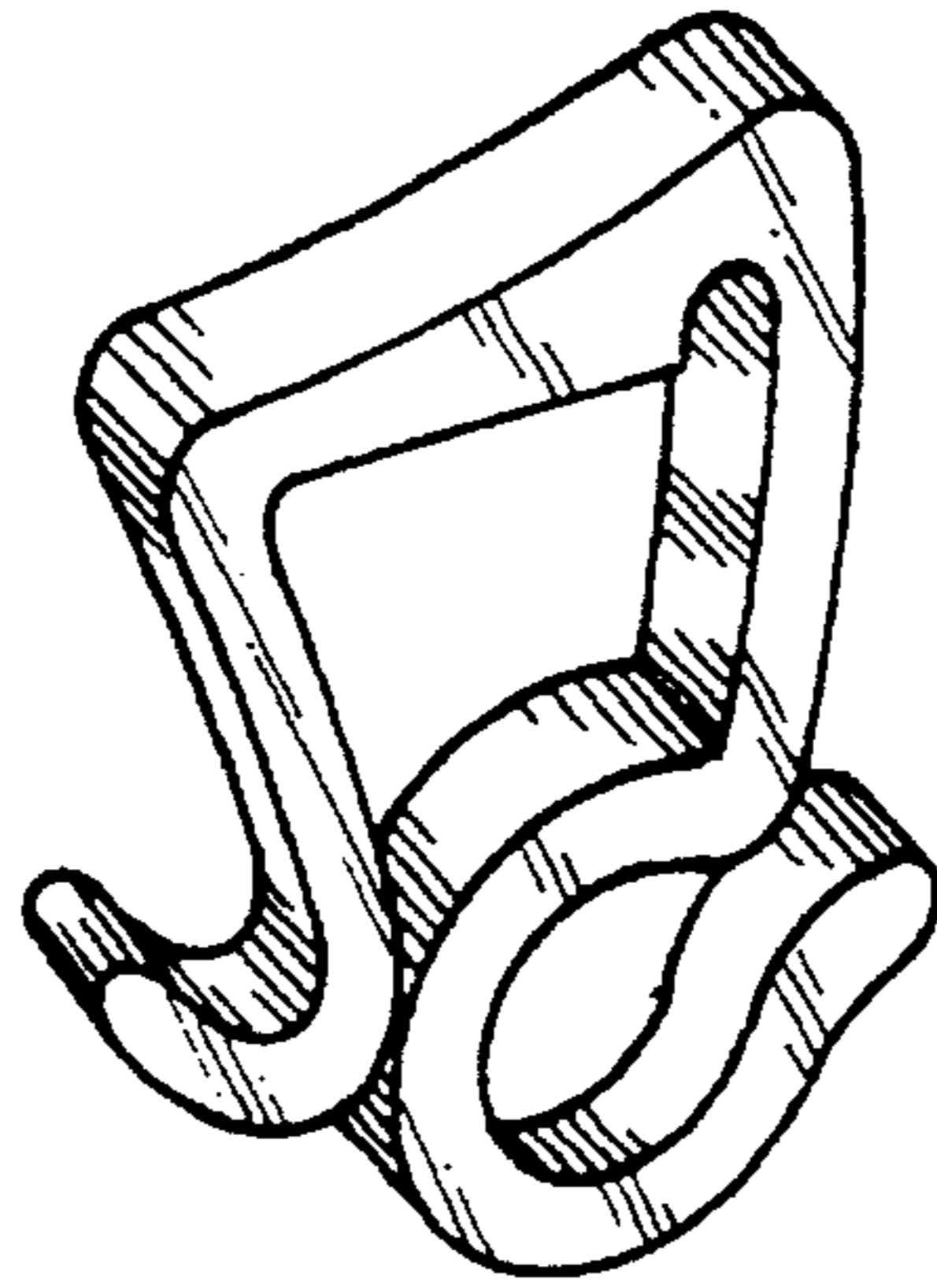
FIG. 3 is a right side elevational view of the gutter wire clip of FIG. 2;

FIG. 4 is a left side elevational view of the gutter wire clip of FIG. 2;


FIG. 5 is a bottom view of the gutter wire clip of FIG. 2; and, FIG. 6 is a top view of the gutter wire clip of FIG. 2.

**1 Claim, 1 Drawing Sheet**





*Fig. 1*



*Fig. 2*



*Fig. 3*



*Fig. 4*



*Fig. 5*



*Fig. 6*