



US00D374141S

# United States Patent [19]

Chao

[11] Patent Number: **Des. 374,141**

[45] Date of Patent: **\*\*Oct. 1, 1996**

[54] **WIG HANGER**

[75] Inventor: **Chen K. Chao**, New Territories, Hong Kong

[73] Assignee: **C. K. Hair International Limited**, Tao Po, Hong Kong

[\*\*] Term: **14 Years**

[21] Appl. No.: **41,603**

[22] Filed: **Jul. 19, 1995**

[52] U.S. Cl. .... **D6/513; D6/316**

[58] Field of Search ..... D6/512-513, 524, D6/552, 553, 567, 315-316, 323, 327; D32/88; D28/10, 73, 93; D20/22-23, 24, 42; 223/85, DIG. 1, DIG. 2, DIG. 4

[56] **References Cited**

**U.S. PATENT DOCUMENTS**

- D. 253,447 11/1979 Tully ..... D6/316
- D. 316,571 4/1991 Romero-Comas et al. .... D6/316 X

- D. 341,946 12/1993 Graffigna ..... D6/513 X
- D. 365,690 1/1996 Charlet ..... D6/315
- 3,136,419 6/1964 Ruderian ..... D6/513 X
- 4,805,816 2/1989 Freund ..... 223/DIG. 4 X

*Primary Examiner*—Brian N. Vinson  
*Attorney, Agent, or Firm*—Beveridge, DeGrandi, Weilacher & Young, L.L.P.

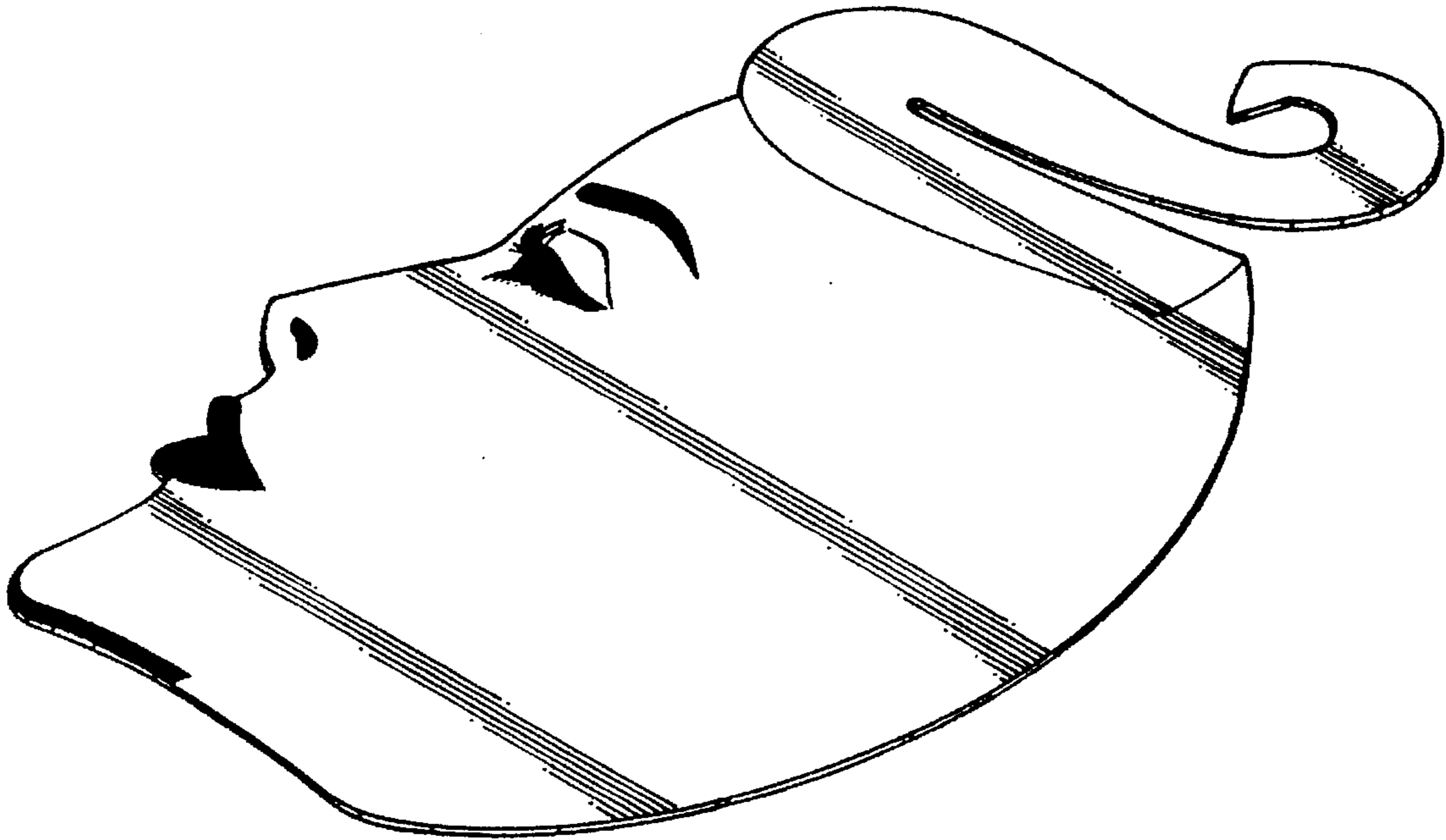
[57] **CLAIM**

The ornamental design for a wig hanger, as shown and described.

**DESCRIPTION**

FIG. 1 is a front perspective view of a wig hanger showing my new design;  
FIG. 2 is a front view thereof;  
FIG. 3 is a rear view thereof;  
FIG. 4 is a left side view thereof;  
FIG. 5 is a right side view thereof;  
FIG. 6 is a top plan view thereof; and,  
FIG. 7 is a bottom plan view thereof.

**1 Claim, 3 Drawing Sheets**



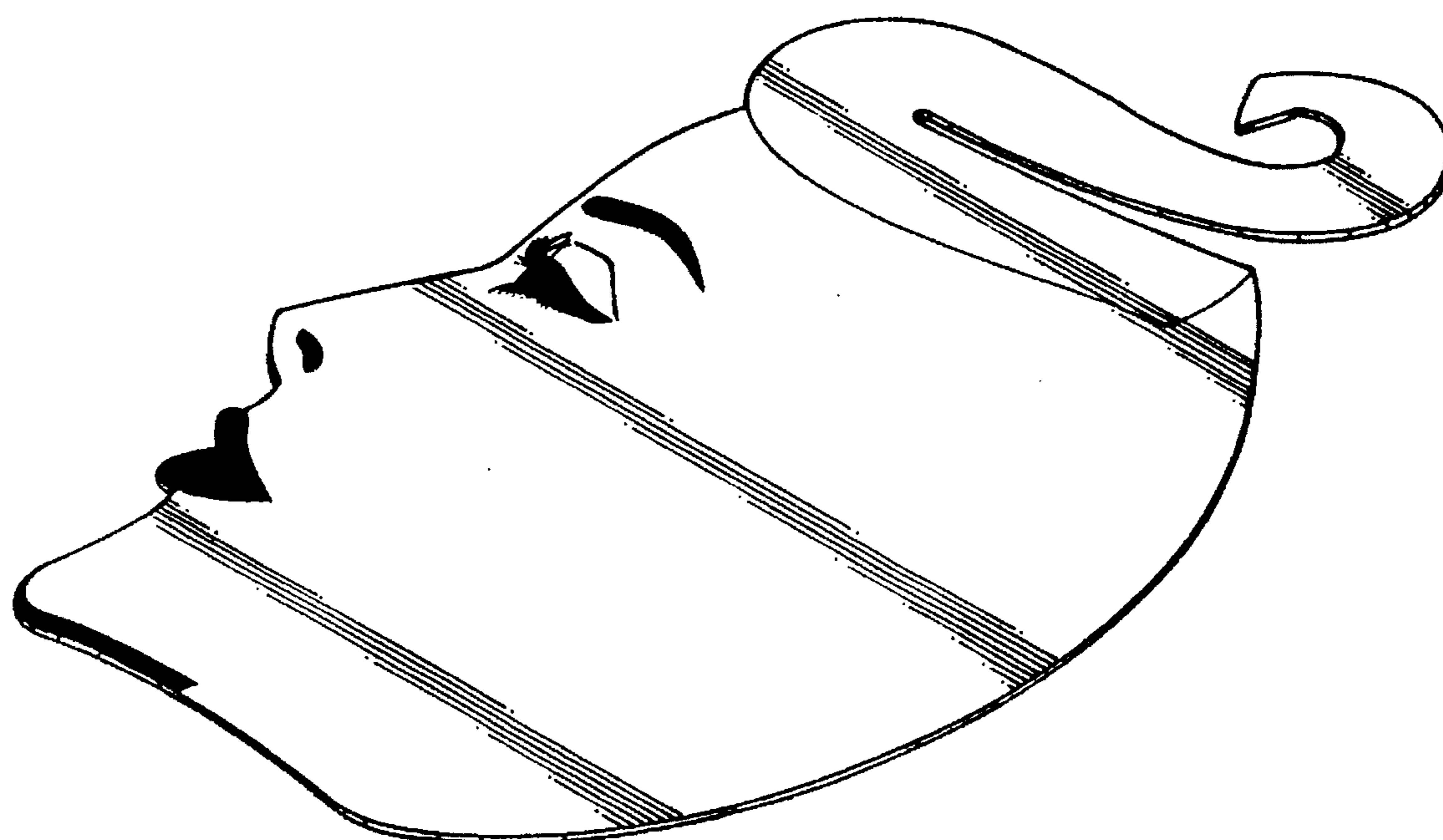


FIG. 1

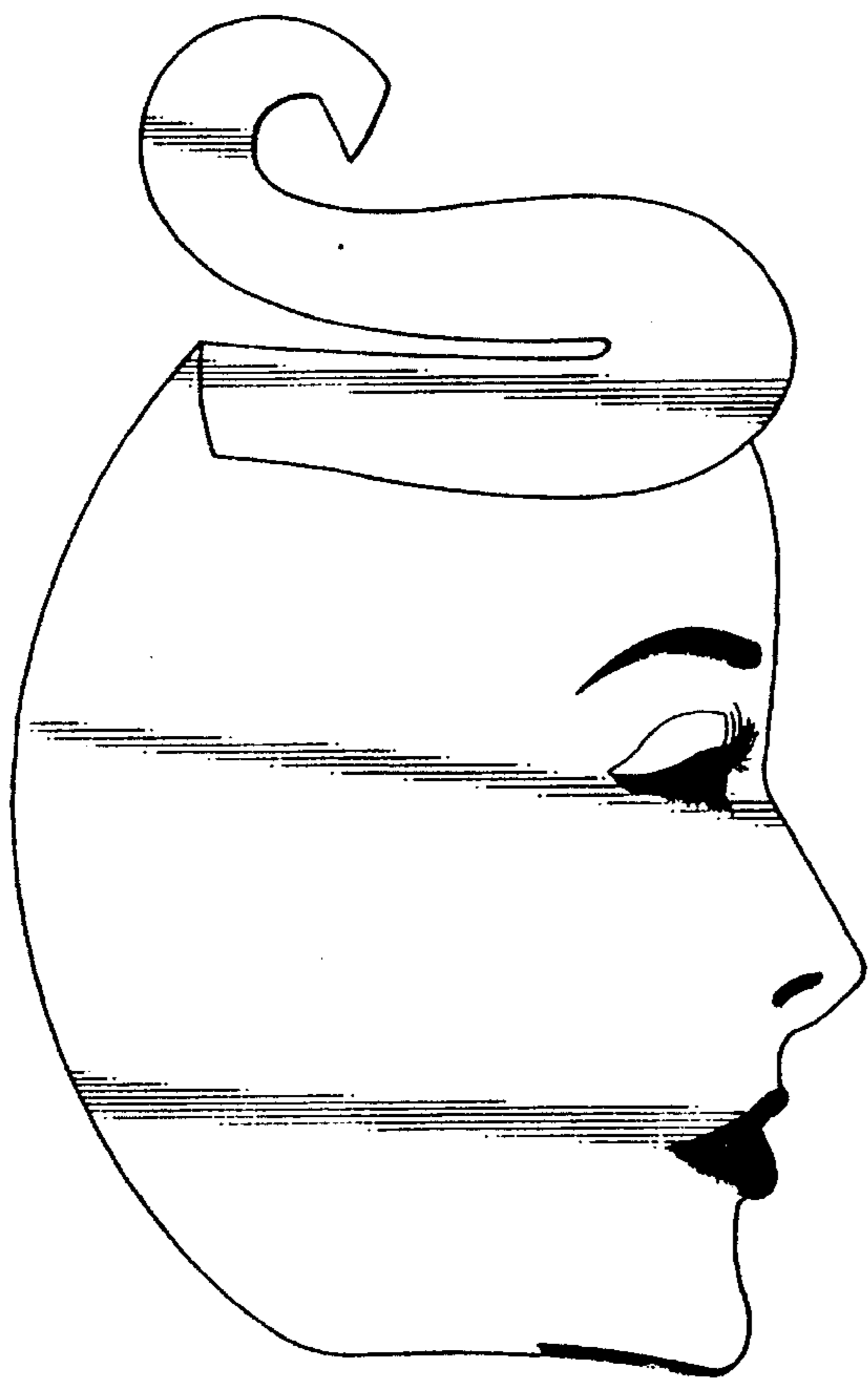


FIG. 3

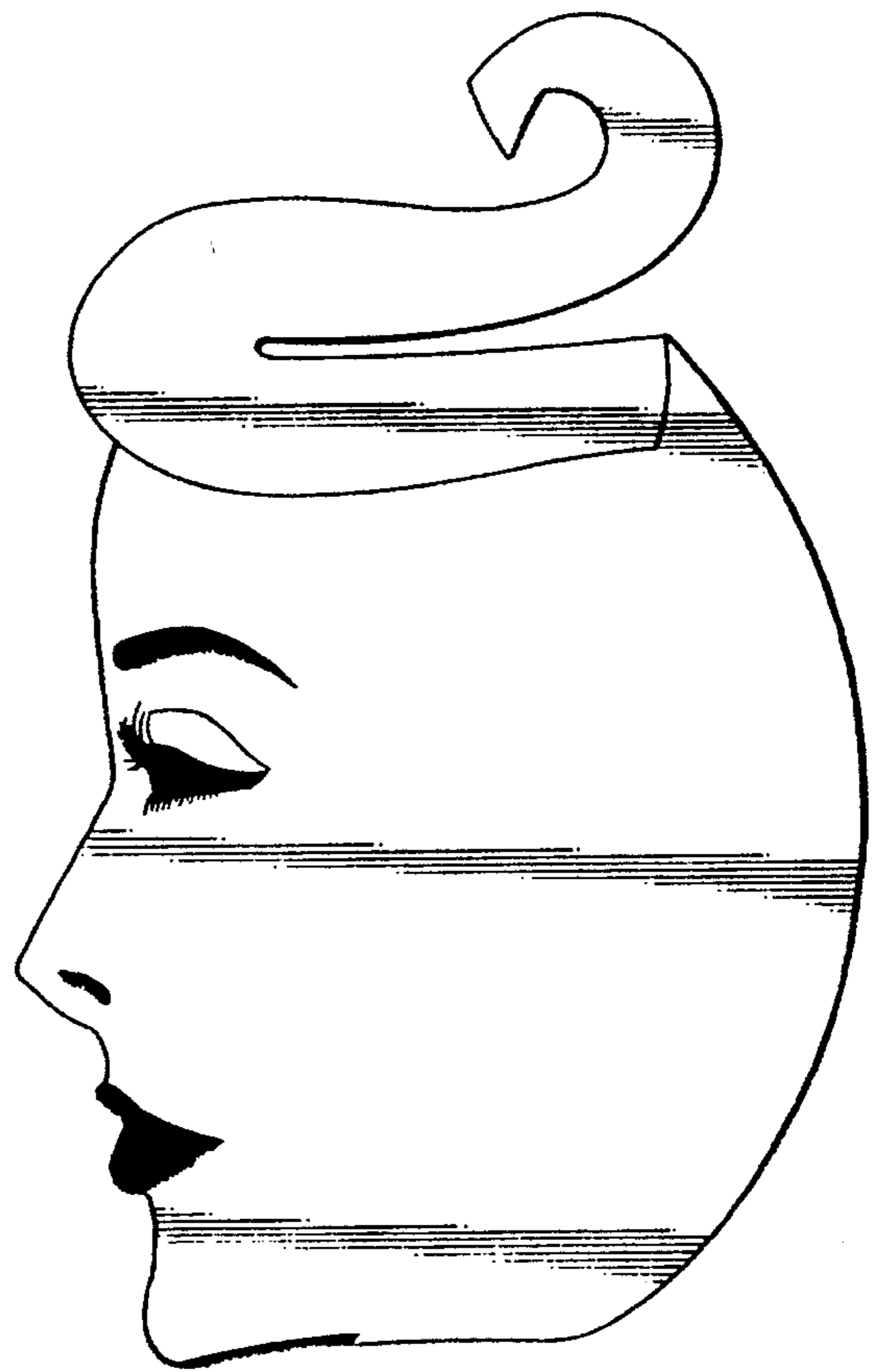


FIG. 2

FIG. 6



FIG. 5



FIG. 4



FIG. 7

