



US00D374135S

United States Patent [19]

[11] Patent Number: **Des. 374,135**

Lladró Roig et al.

[45] Date of Patent: ****Oct. 1, 1996**

[54] SHELF UNIT

Bloomington Jul 1994, p. 28; Wall unit on bottom of page.

[75] Inventors: **Juan V. Lladró Roig; Rafael Tamarit Pitarch**, both of Valencia, Spain

Primary Examiner—Carmen H. Vales-Lado
Attorney, Agent, or Firm—Brumbaugh, Graves, Donohue & Raymond

[73] Assignee: **Lladro Comercial, S.A.**, Valencia, Spain

[57] CLAIM

[**] Term: **14 Years**

The ornamental design for a shelf unit, as shown and described.

[21] Appl. No.: **25,247**

DESCRIPTION

[22] Filed: **Jun. 28, 1994**

[52] U.S. Cl. **D6/436**

[58] Field of Search D6/436-448, 470-472, D6/477-479; 312/114

FIG. 1 is a perspective view of a shelf unit showing our new design;

FIG. 2 is a left side elevational view, the right side being a mirror image thereof;

FIG. 3 is a front and left side perspective view of a second embodiment of the shelf unit shown in FIG. 1, the rear and right side being a mirror image thereof;

FIG. 4 is a left side elevational view, the right side being identical thereto;

FIG. 5 is a front and left side perspective view of a third embodiment of the shelf unit shown in FIG. 1, the opposite side being a mirror image;

FIG. 6 is a front and left side perspective view of a fourth embodiment of the shelf unit shown in FIG. 1; and,

FIG. 7 is a left side elevational view of the left unit.

The rear of the shelf unit shown in FIGS. 1, 5 and 6 is flat and unornamented.

[56] References Cited

U.S. PATENT DOCUMENTS

D. 45,886	6/1914	Leonard	D6/436 X
D. 150,053	6/1948	Brunmark	D6/436
D. 251,945	5/1979	Offredi	D6/436
D. 287,079	12/1986	Mintjens	D6/436
D. 288,393	2/1987	Mottais	D6/436
D. 293,522	1/1988	Miller	D6/436
D. 295,702	5/1988	Huffstetler	D6/436

FOREIGN PATENT DOCUMENTS

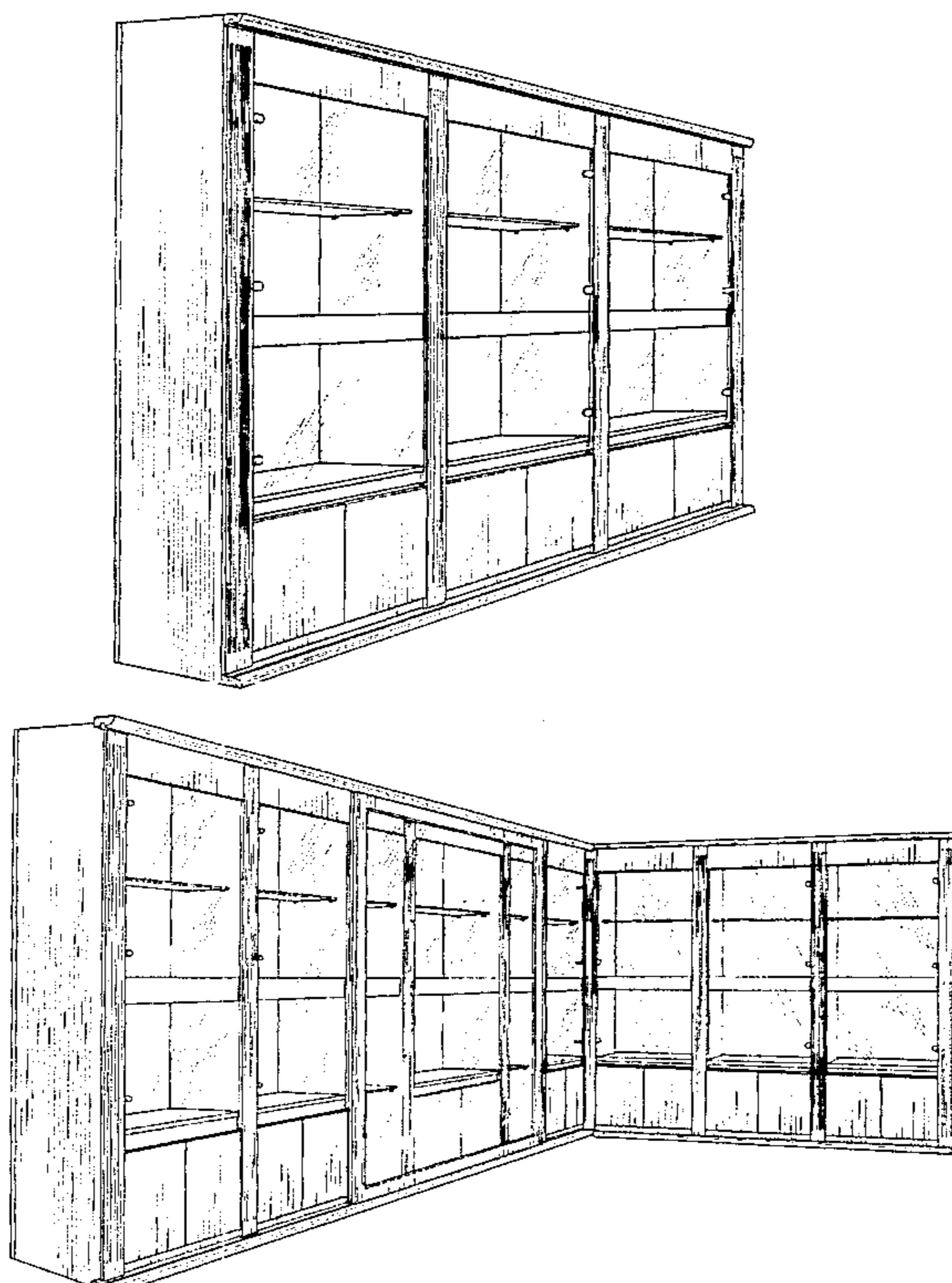
962107	7/1973	United Kingdom	D6/470 X
964686	2/1974	United Kingdom	D6/470 X

OTHER PUBLICATIONS

Berg Store Fixtures May 1980, p. 5; standing wall case w/storage center right on page.

Innovations '87 p. 12; W2553 Series wall cases with drawers center left on page.

1 Claim, 5 Drawing Sheets






FIG. 1




FIG. 2

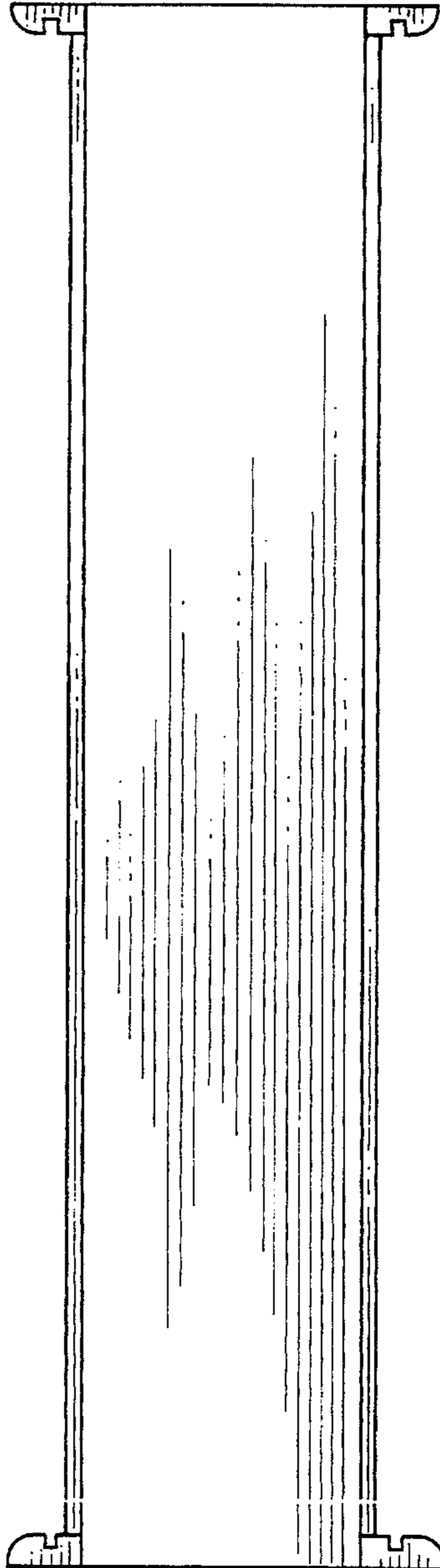


FIG. 4

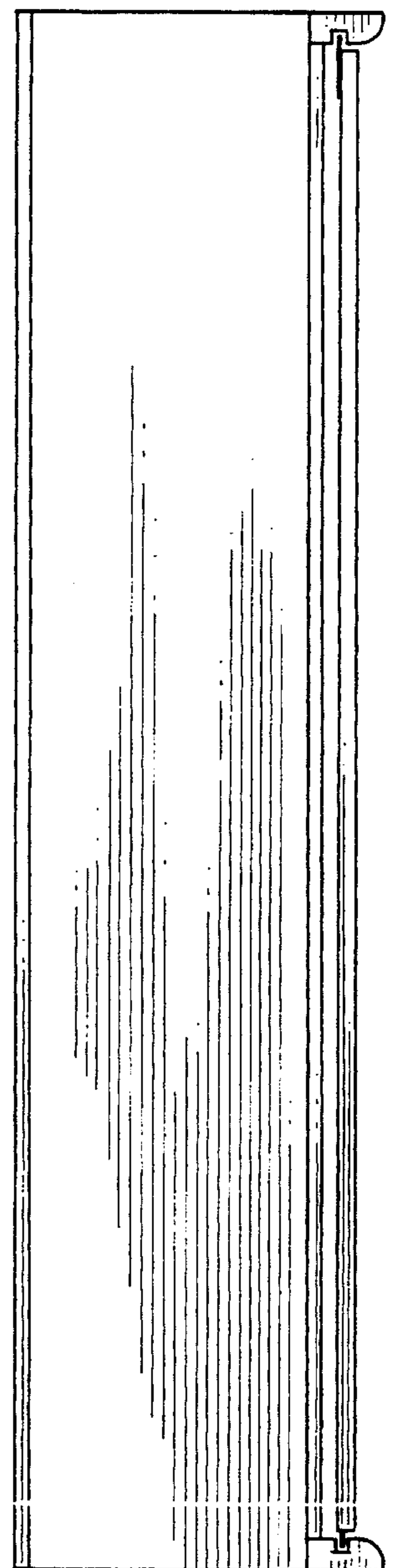


FIG. 7




FIG. 3

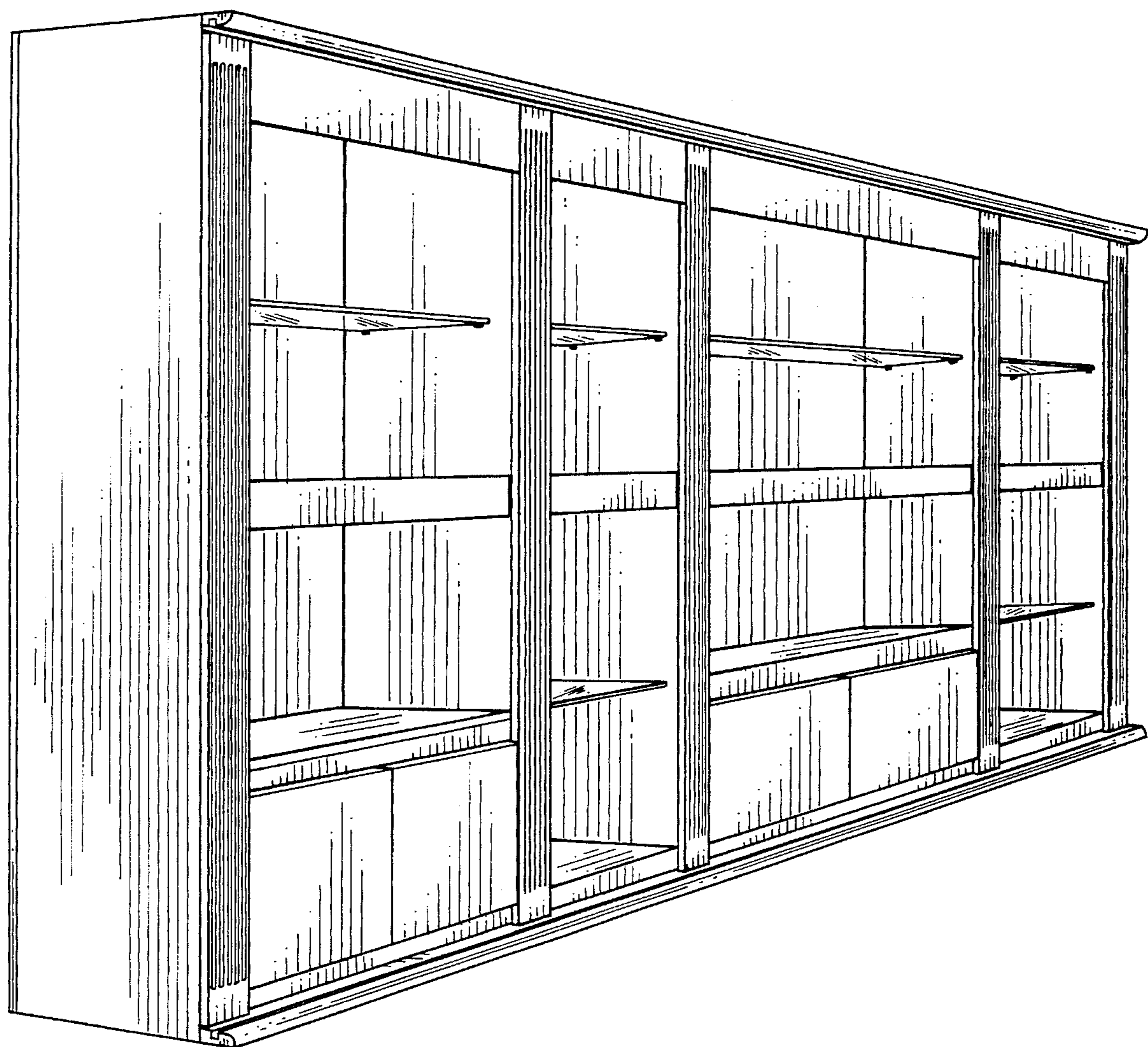


FIG. 5

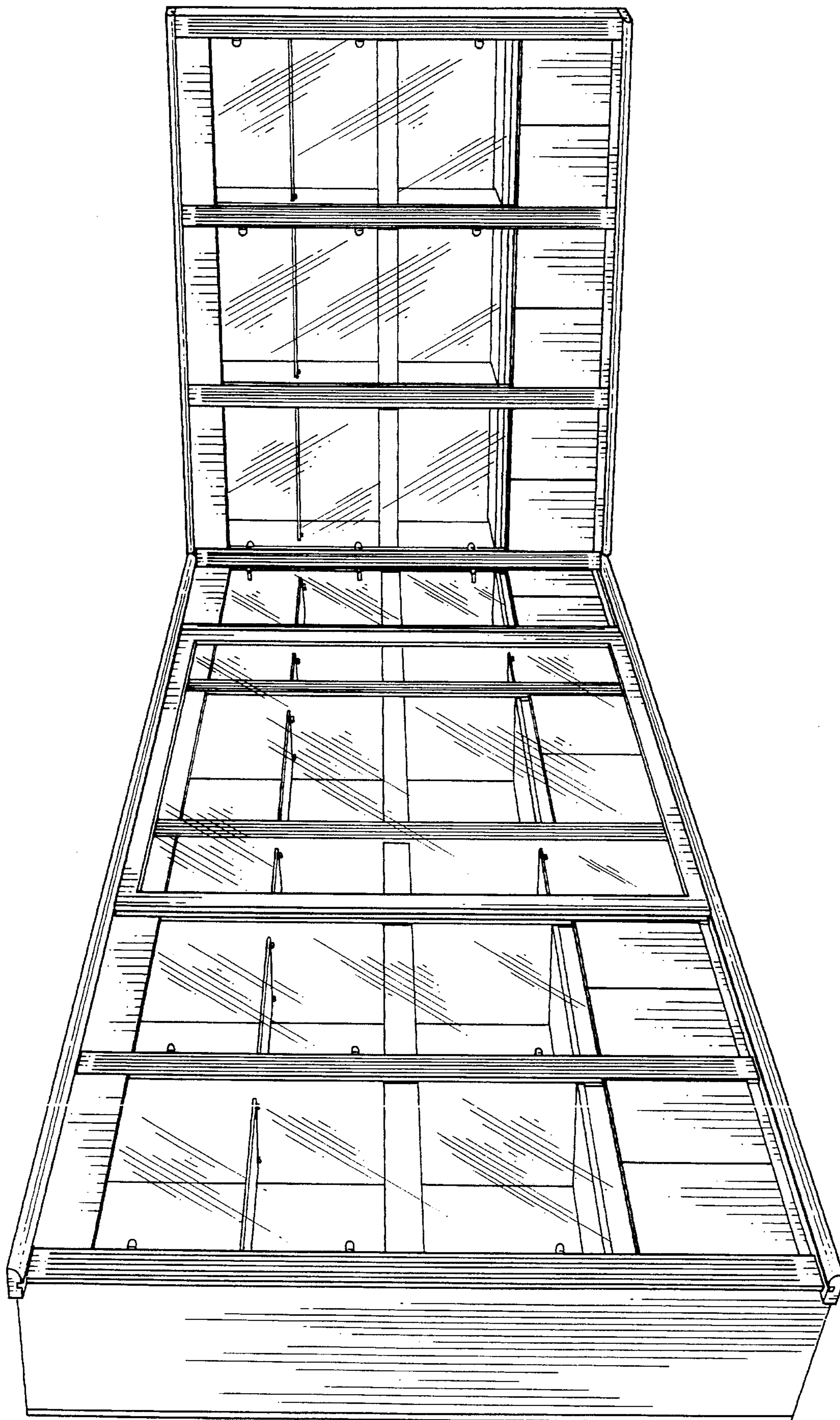


FIG. 6