



US00D374120S

United States Patent [19]

Moro et al.

[11] Patent Number: **Des. 374,120**

[45] Date of Patent: ****Oct. 1, 1996**

[54] CAMERA CASE

[75] Inventors: **Ken Moro; Nobuya Kawahata**, both of Yokosuka, Japan

[73] Assignee: **Nikon Corporation**, Tokyo, Japan

[**] Term: **14 Years**

[21] Appl. No.: **31,583**

[22] Filed: **Nov. 29, 1994**

[30] Foreign Application Priority Data

Jun. 28, 1994 [JP] Japan 6-19066

[52] U.S. Cl. **D3/267**

[58] Field of Search D3/219, 264-269; 206/316.1, 316.2; D16/130; 224/908

[56] References Cited

U.S. PATENT DOCUMENTS

- D. 174,536 4/1955 Eckhardt et al. D3/267
- D. 234,982 4/1975 Tomatsuri D3/267
- D. 247,760 4/1978 Rausch D3/267
- D. 251,873 5/1979 Pretzinger D3/268
- D. 276,573 12/1984 Yamamoto et al. D3/267
- D. 281,644 12/1985 Akabane D3/267

- D. 281,750 12/1985 Akabane D3/267
- D. 310,298 9/1990 Fukushima D3/267
- D. 361,428 8/1995 Akabane et al. D3/267
- 4,131,147 12/1978 Schrage 224/908 X
- 4,649,973 3/1987 Uchin 224/908 X

Primary Examiner—B. J. Bullock
Assistant Examiner—Stacia Sinuik
Attorney, Agent, or Firm—Oliff & Berridge

[57] CLAIM

The ornamental design for a camera case, as shown and described.

DESCRIPTION

FIG. 1 is a front elevational view of a camera case showing the design;
FIG. 2 is a rear elevational view thereof;
FIG. 3 is a left side elevational view thereof;
FIG. 4 is a right side elevational view thereof;
FIG. 5 is a top plan view thereof;
FIG. 6 is a bottom plan view thereof;
FIG. 7 is a front perspective view thereof; and,
FIG. 8 is a rear perspective view thereof, with a cover opened.

1 Claim, 4 Drawing Sheets




FIG. 1




FIG. 2




FIG. 3




FIG. 4




FIG. 5




FIG. 6




FIG. 7




FIG. 8

