



US00D374102S

United States Patent [19]
Schonbek

[11] **Patent Number: Des. 374,102**
[45] **Date of Patent: **Sep. 24, 1996**

[54] **CHANDELIER**

Greene's Lighting Fixtures, Inc, Catalog #9, 1989, p. 54,
Chandelier, #685.

[75] Inventor: **Arnold Schonbek**, Plattsburgh, N.Y.

[73] Assignee: **Schonbek Worldwide Lighting Inc.**,
Plattsburgh, N.Y.

Primary Examiner—Susan J. Lucas
Attorney, Agent, or Firm—Wolf, Greenfield & Sacks, P.C.

[**] Term: **14 Years**

[57] **CLAIM**

[21] Appl. No.: **32,680**

The ornamental design for a chandelier, as shown and
described.

[22] Filed: **Dec. 23, 1994**

[52] **U.S. Cl.** **D26/81**

[58] **Field of Search** **D26/72, 80-92;**
362/147, 404-408

DESCRIPTION

[56] **References Cited**

U.S. PATENT DOCUMENTS

D. 66,226	12/1924	Crumley	D26/81
D. 71,964	2/1927	Friedman	D26/81
D. 73,388	8/1927	McFadden	D26/81
D. 75,864	7/1928	Novin	D26/81

OTHER PUBLICATIONS

Greene's Lighting Fixtures Inc, Catalog #9, 1989, p. 52,
Chandelier, #16-06.

Greene's Lighting Fixtures Inc, Catalog #9, 1989, p. 52,
Chandelier #158-06.

FIG. 1 is a front view of a chandelier showing my new
design;

FIG. 2 is a rear view thereof;


FIG. 3 is a left side view thereof;

FIG. 4 is a right side view thereof;

FIG. 5 is a top view thereof; and,

FIG. 6 is a bottom view thereof.

1 Claim, 6 Drawing Sheets



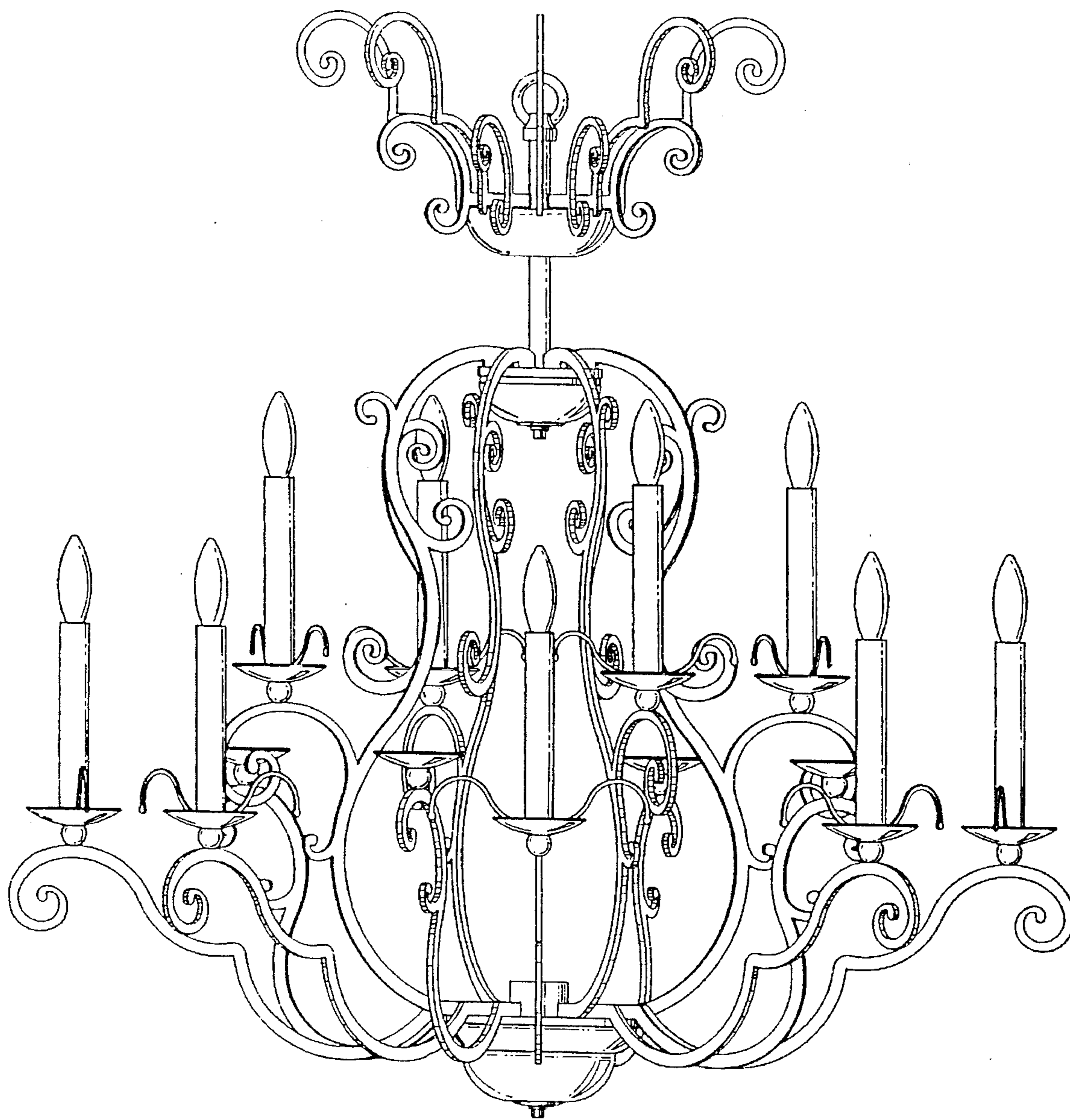


Fig. 1




Fig. 2




Fig. 3




Fig. 4

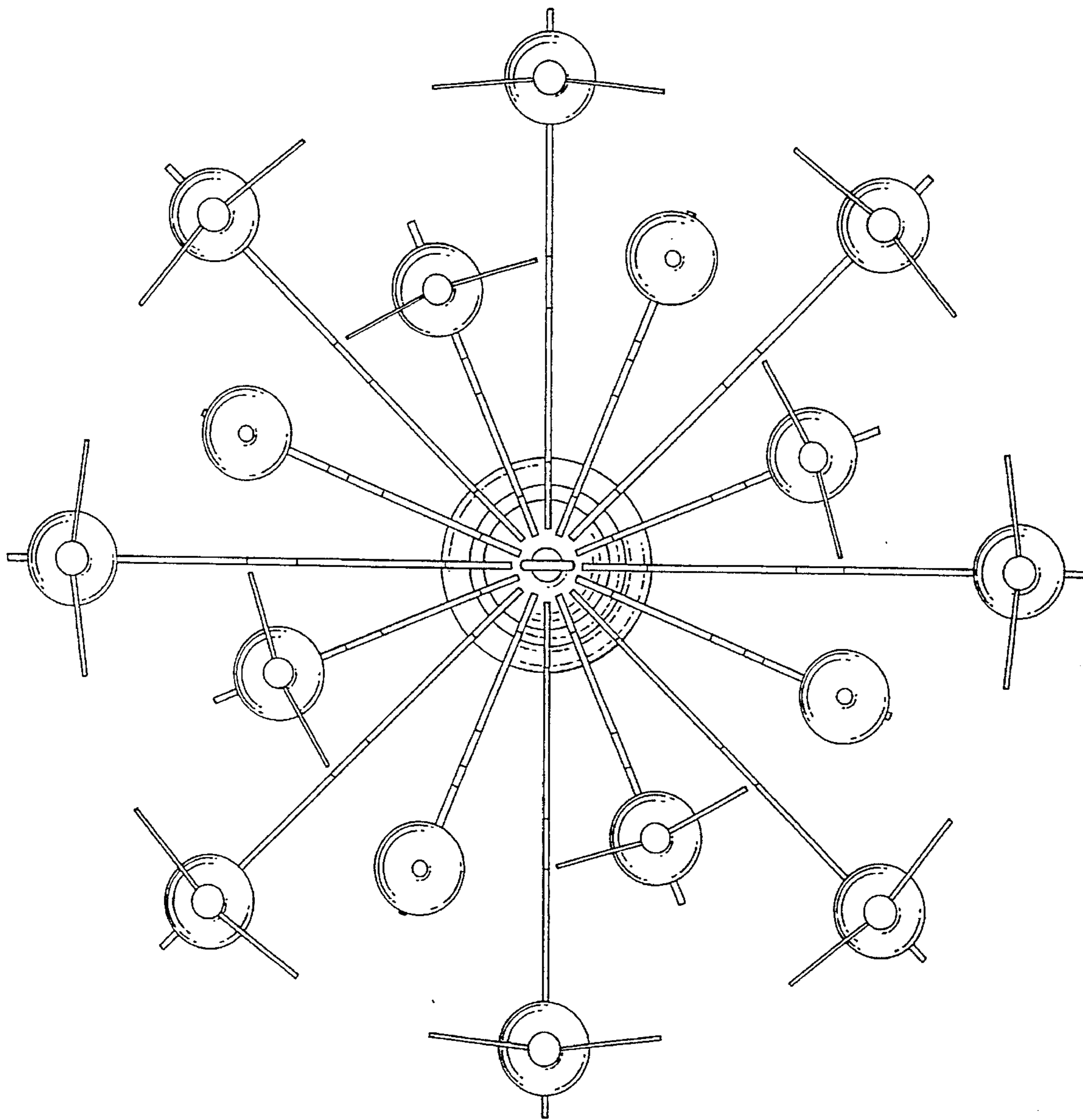


Fig. 5

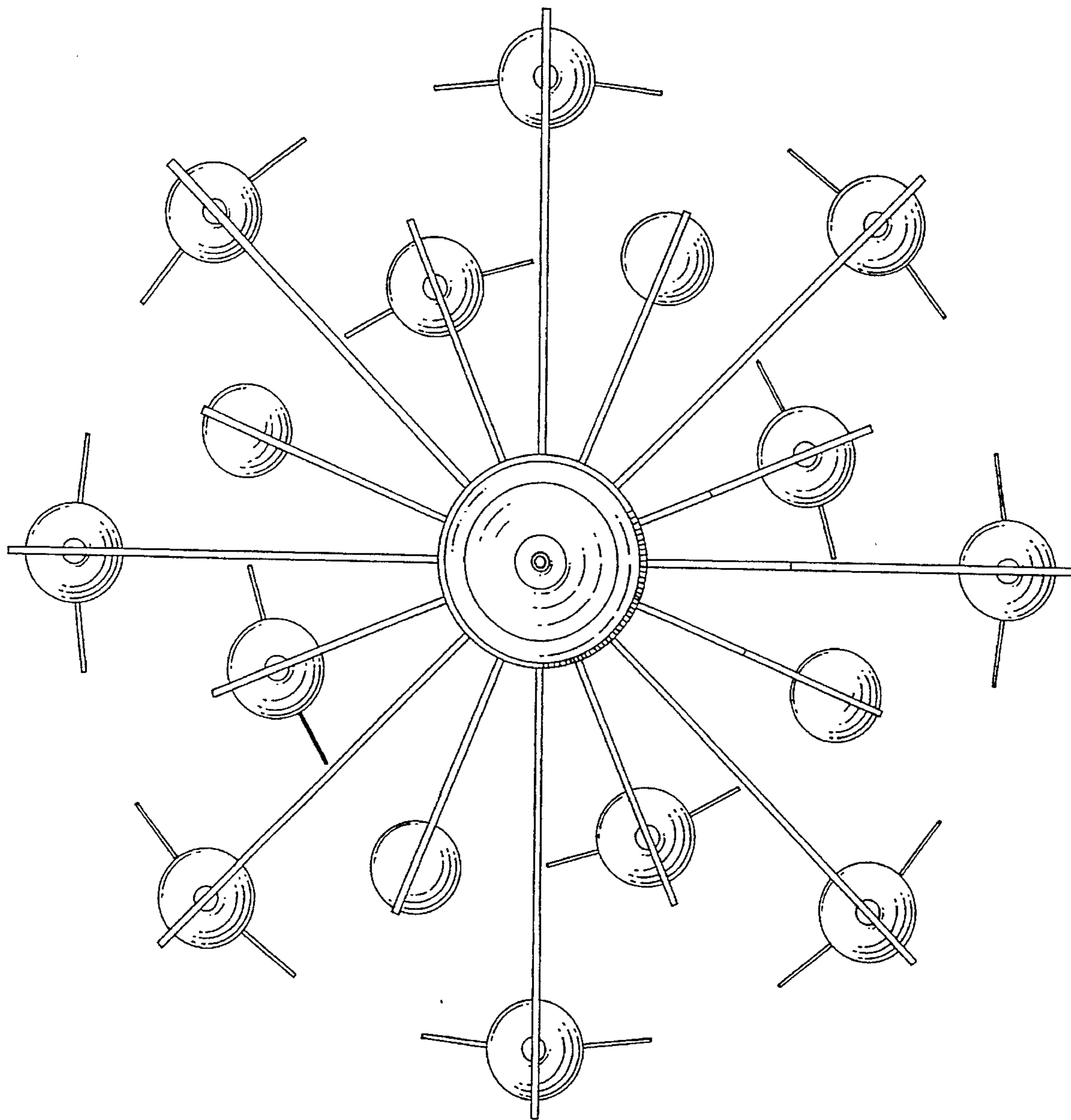


Fig. 6