



US00D374089S

# United States Patent [19]

[11] Patent Number: **Des. 374,089**

Meadows

[45] Date of Patent: **\*\*Sep. 24, 1996**

[54] **EXTENSIBLE SUPPORT**

2,415,723 2/1947 Bauerlein, Sr. .... 182/179 X  
5,367,852 11/1994 Masuda et al. .... 182/179 X

[76] Inventor: **Robert S. Meadows**, Rt. 5, Box 156,  
DeRidder, La. 70634

*Primary Examiner*—Antoine Duval Davis  
*Attorney, Agent, or Firm*—John M. Harrison

[\*\*] Term: **14 Years**

[57] **CLAIM**

[21] Appl. No.: **40,970**

The ornamental design for an extensible support, as shown and described.

[22] Filed: **Jun. 30, 1995**

[52] U.S. Cl. .... **D25/68**

**DESCRIPTION**

[58] **Field of Search** ..... D25/62, 66, 68,  
D25/69; 182/179, 182-186, 224-227; 248/210,  
523; 52/655.1, 653.2, 651.1, 651.06, 651.05,  
651.01, 646, 645

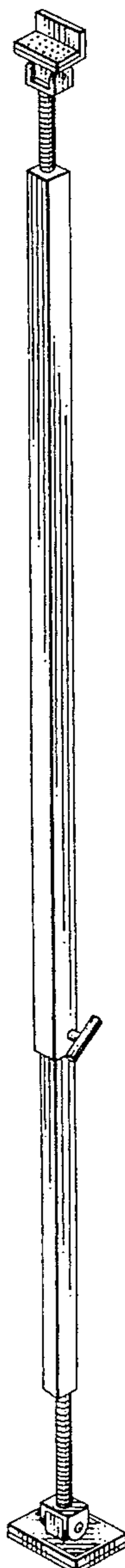
FIG. 1 is a perspective view of the extensible support, showing my new design;  
FIG. 2 is a left side elevation of the extensible support;  
FIG. 3 is a rear elevation thereof;  
FIG. 4 is a top elevation thereof; and,  
FIG. 5 is a bottom elevation of the extensible support illustrated in FIGS. 1-4.

[56] **References Cited**

**U.S. PATENT DOCUMENTS**

D. 216,158 11/1969 Williams ..... D25/68  
D. 332,667 1/1993 Brooks ..... D25/68

**1 Claim, 1 Drawing Sheet**



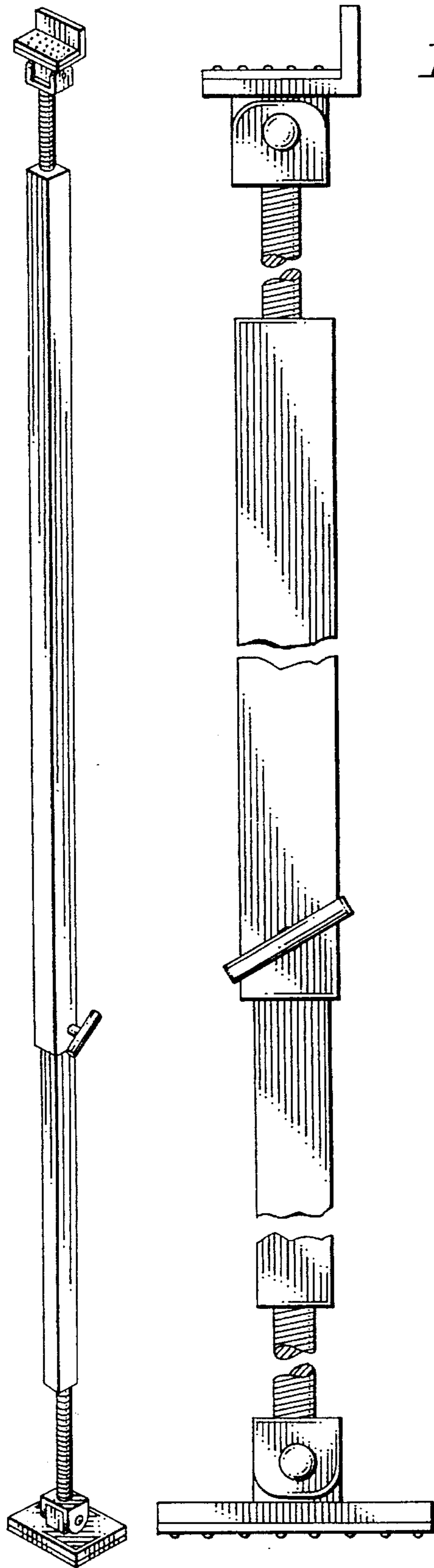


FIG. 1




FIG. 2

FIG. 3

FIG. 4

FIG. 5

