



US00D374086S

United States Patent [19]

Kabout et al.

[11] Patent Number: **Des. 374,086**

[45] Date of Patent: ****Sep. 24, 1996**

[54] **LUMINOUS GANGWAY SIGNPOST**

[75] Inventors: **Wim Kabout**, Sterrebosiaan 4, 1271 PA Huizen; **René R. Waart**, Slingerduin 14, 1187 JM Amstelveen; **Eric A. Oehlers**, Lambertus hortensiuslaan 17, 1412 GV Naarden, all of Netherlands

[73] Assignees: **Wim Kabout**, Huizen; **René Robert Waart**, Amstelveen; **Eric Anthony Oehlers**, Naarden, all of Netherlands

[**] Term: **14 Years**

[21] Appl. No.: **29,587**

[22] Filed: **Oct. 11, 1994**

[30] **Foreign Application Priority Data**

May 9, 1994 [XH] Hague Agreement DM/029 577

[52] U.S. Cl. **D25/50**; D20/41

[58] Field of Search D25/50, 51, 131; D20/10, 17, 40, 41, 99; 362/84, 152, 153, 249, 250; 248/158, 160, 161, 162.1; 52/32

[56] **References Cited**

U.S. PATENT DOCUMENTS

D. 111,545 9/1938 Madsen D25/51

D. 242,547 11/1976 Monroe D25/50
D. 347,284 5/1994 Brigden D25/50
4,811,516 3/1989 Anderson D25/50

OTHER PUBLICATIONS

Sweets General Building & Renovation 1993 Catalog vol. 4 05720/Law p. 1.

Sweets Catalog File 1981 vol. 5.13A/Law p. 1.

Primary Examiner—Marcus A. Jackson
Attorney, Agent, or Firm—Hill, Steadman & Simpson

[57] **CLAIM**

The ornamental design for a luminous gangway signpost, as shown and described.

DESCRIPTION

FIG. 1 is a top plan view of a luminous gangway signpost showing our new design;

FIG. 2 is a front elevational view thereof, with the rear being a mirror image;

FIG. 3 is a bottom plan view of the luminous gangway signpost; and,

FIG. 4 is an end view of the luminous gangway signpost with the opposite end being a mirror image.

1 Claim, 1 Drawing Sheet

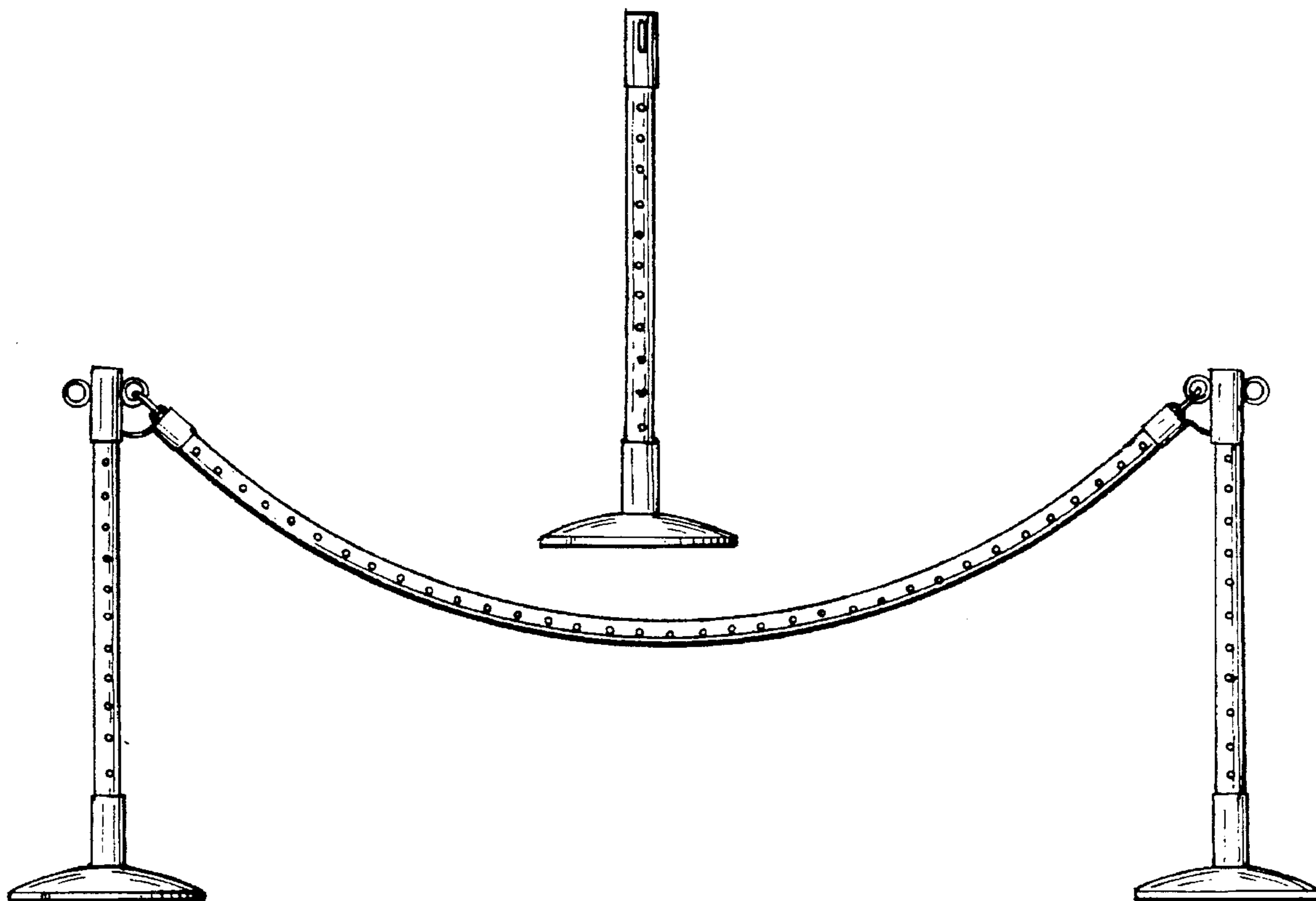


FIG. 1

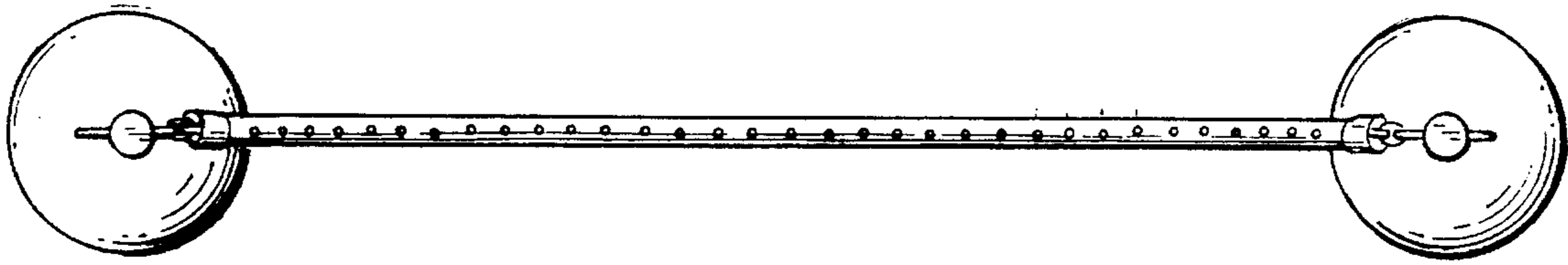


FIG. 2

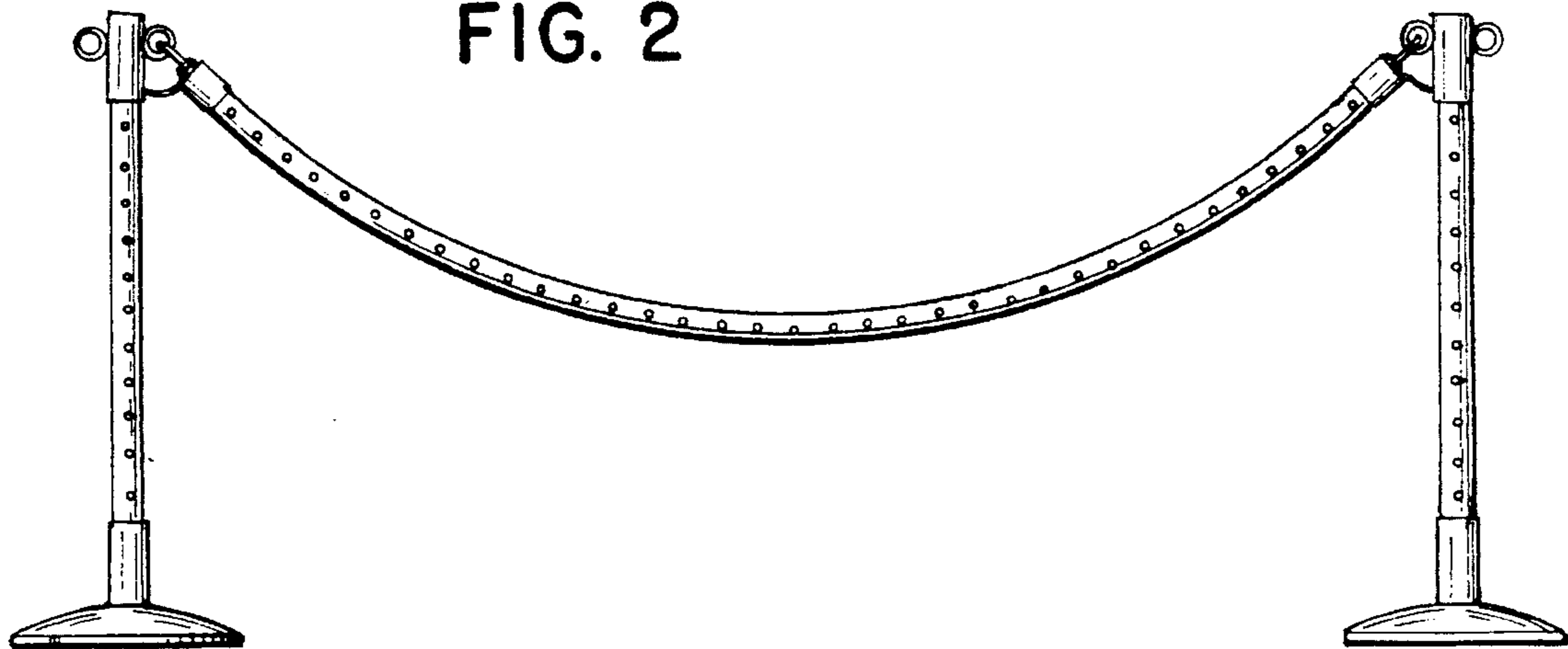


FIG. 3

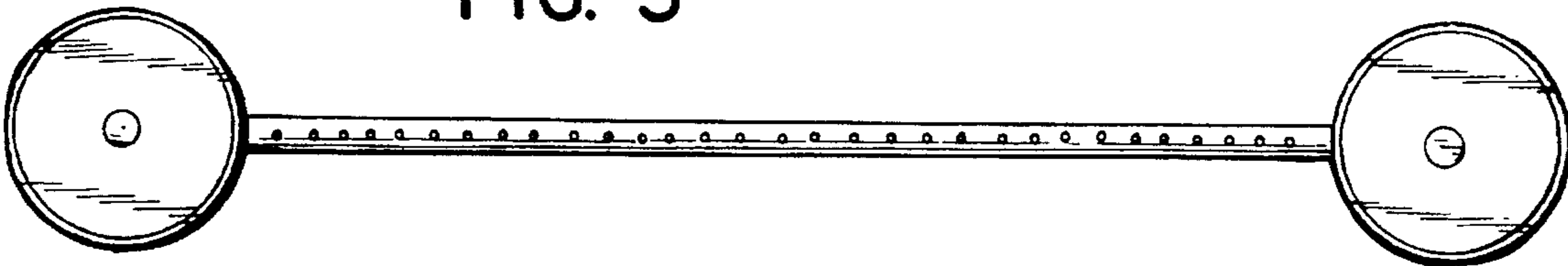


FIG. 4

