



US00D374053S

United States Patent [19]

[11] Patent Number: **Des. 374,053**

Daniel

[45] Date of Patent: ****Sep. 24, 1996**

[54] **INSTRUCTIONAL DEVICE FOR SWINGING A GOLF CLUB**

Primary Examiner—Terry A. Wallace
Assistant Examiner—Cheri Cohen
Attorney, Agent, or Firm—Banner & Allegretti, Ltd.

[76] Inventor: **Benjamin S. Daniel**, 1053 W. Columbia Ave., Chicago, Ill. 60626

[57] **CLAIM**

[**] Term: **14 Years**

The ornamental design for an instructional device for swinging a golf club, as shown and described.

[21] Appl. No.: **40,652**

DESCRIPTION

[22] Filed: **Jun. 22, 1995**

[52] U.S. Cl. **D21/234**

[58] Field of Search D21/234; 273/176 F, 273/176 H, 191 R, 191 A, 192, 179 R, 179 C, 186.4; D6/582, 583

FIG. 1 is a top plan view of an instructional device for swinging a golf club showing my new design;
FIG. 2 is a bottom plan view thereof;
FIG. 3 is a left side view thereof;
FIG. 4 is a right side view thereof;
FIG. 5 is a right end view thereof;
FIG. 6 is a left side view thereof; and,
FIG. 7 is a perspective view thereof.

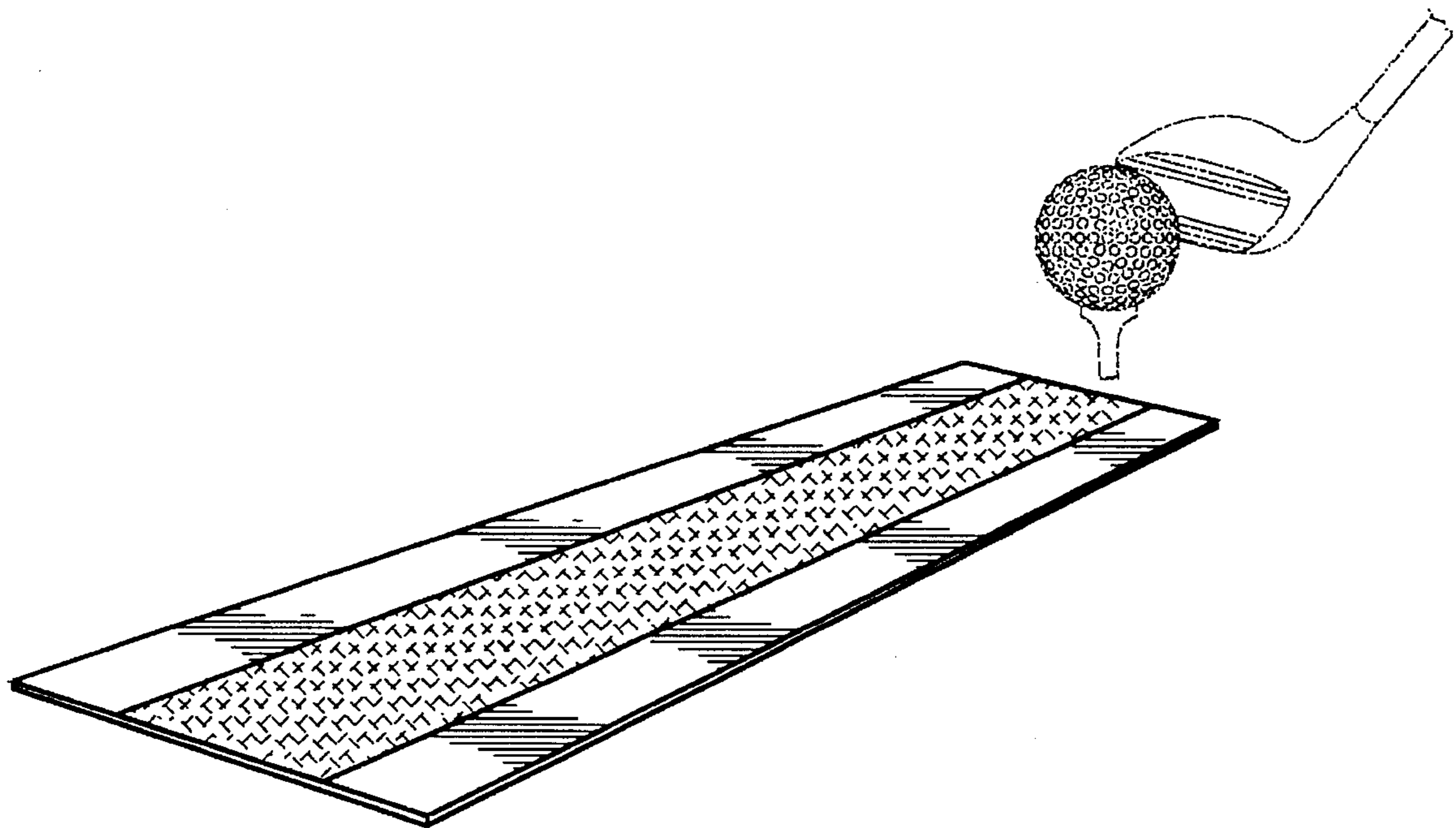
[56] **References Cited**

U.S. PATENT DOCUMENTS

D. 291,586	8/1987	Bourret	D6/582	X
D. 353,864	12/1994	Thompson	D21/234	
3,038,726	6/1962	Hesidence	D21/234	X
4,153,255	5/1979	Woodson	273/192	X
4,732,390	3/1988	McCollum	273/186.1	
5,458,336	10/1995	Miller	273/186.1	

The broken line showing the golf ball, tee and driver in FIG. 7 is for illustrative purposes only and forms no part of the claimed design.

1 Claim, 1 Drawing Sheet



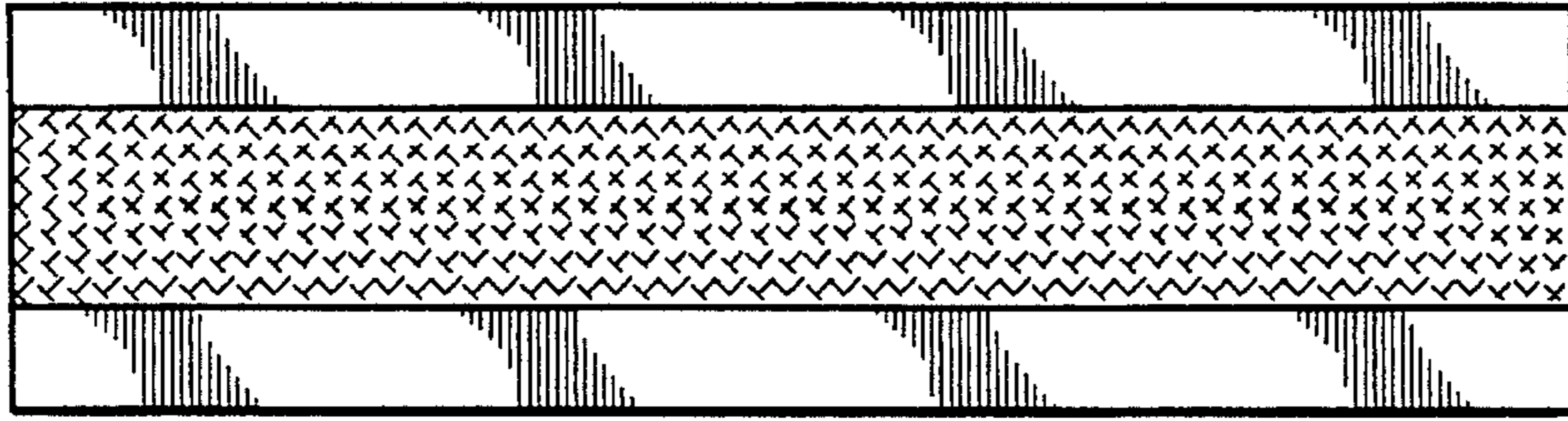


Fig.1



Fig.5

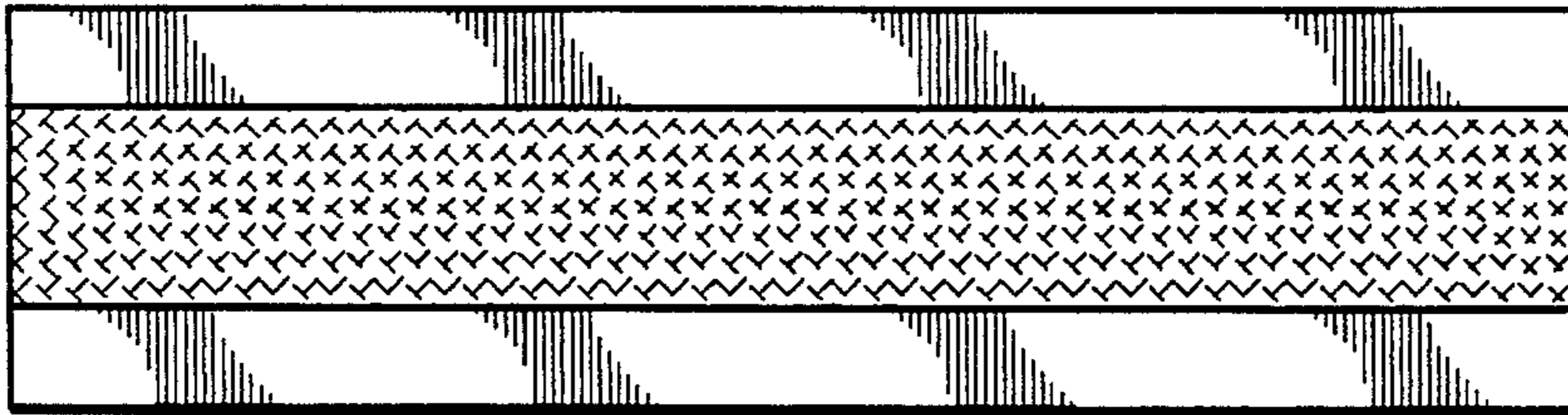


Fig.2



Fig.6



Fig.3



Fig.4

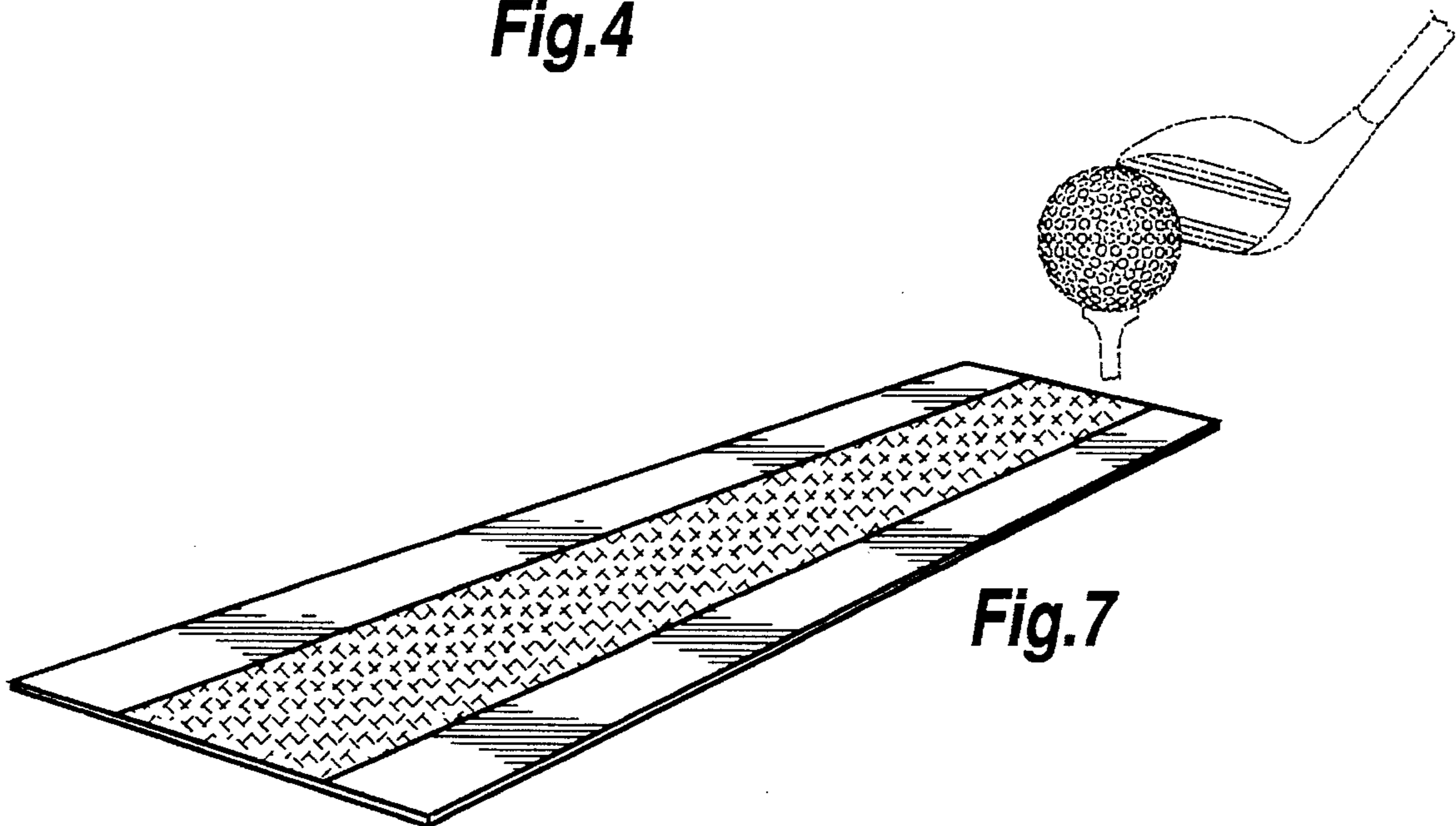


Fig.7