



US00D374052S

# United States Patent [19]

[11] Patent Number: **Des. 374,052**

Edauw et al.

[45] Date of Patent: **\*\*Sep. 24, 1996**

[54] **COMBINED ROLLERSKATE AND BRAKE OR SIMILAR ARTICLE**

5,346,231 9/1994 Ho ..... 280/11.22

[75] Inventors: **Peter Edauw**, San Zenone Degli Ezzelini; **Claudio Zorzi**, Paderno Di Ponzano Veneto, both of Italy

[73] Assignee: **Nordica S.p.A.**, Italy

[\*\*] Term: **14 Years**

[21] Appl. No.: **17,360**

[22] Filed: **Jan. 11, 1994**

[30] **Foreign Application Priority Data**

Jul. 13, 1993 [WO] WIPO ..... DM/026685

[52] U.S. Cl. .... **D21/226**

[58] Field of Search ..... D21/224-227, D21/230, 191, 198; 280/11.2, 11.19, 11.22, 11.23, 11.27, 8.09, 8.16

[56] **References Cited**

**U.S. PATENT DOCUMENTS**

D. 315,941	4/1991	Olsen	.....	D21/226
D. 341,863	11/1993	Cavasin	.....	D21/226
D. 346,633	5/1994	Conte	.....	D21/226
D. 353,430	12/1994	Pratt et al.	.....	D21/226
5,253,883	10/1993	Moldenhauer	.....	280/11.22
5,335,924	8/1994	Richards	.....	280/11.2

**OTHER PUBLICATIONS**

Rollerblade Catalog 1989-1990 p. 12 #3 Brake.

*Primary Examiner*—Raphael Barkai  
*Attorney, Agent, or Firm*—Welsh & Katz, Ltd.

[57] **CLAIM**

The ornamental design for a combined rollerskate and brake, as shown and described.

**DESCRIPTION**

FIG. 1 is a left side perspective view of a combined rollerskate and brake showing our new design; FIG. 2 is a right side perspective view thereof; FIG. 3 is a partial left side perspective view thereof; FIG. 4 is a partial right side perspective view thereof; FIG. 5 is a rear perspective view thereof; FIG. 6 is a front perspective view of the brake; FIG. 7 is a right side perspective view thereof; FIG. 8 is a left side perspective view thereof; FIG. 9 is a front perspective view thereof; FIG. 10 is a rear perspective view thereof; FIG. 11 is a bottom perspective view thereof; and, FIG. 12 is a top perspective view thereof. The brake is shown separately in FIGS. 6-12 for ease of illustration only.

**1 Claim, 12 Drawing Sheets**





FIG. 1



FIG. 2




FIG. 3




FIG. 4




FIG. 5



FIG. 6



FIG. 7

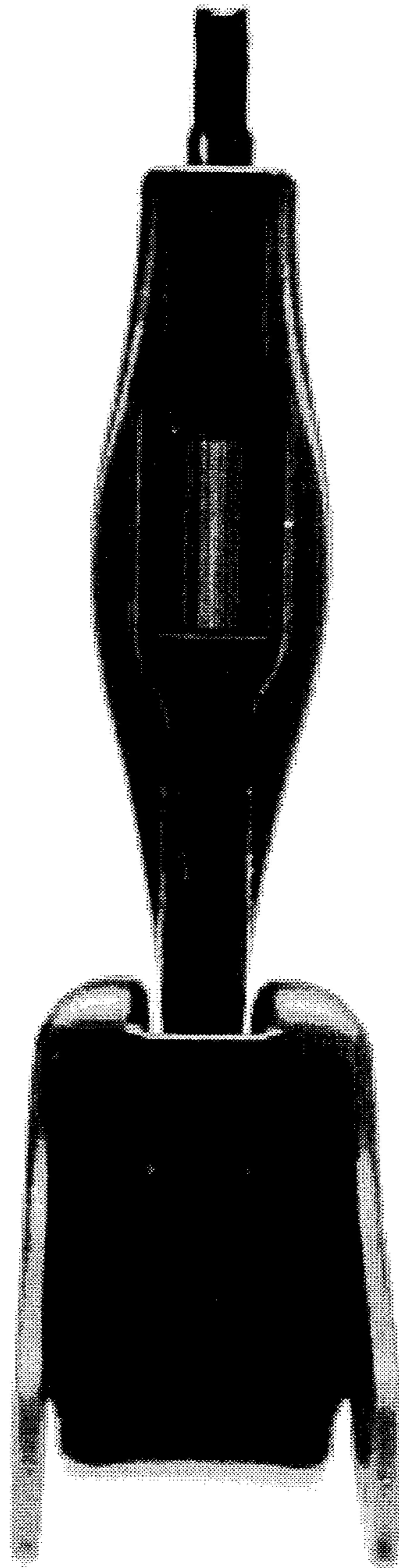




FIG. 8



FIG. 9



**FIG. 10**




FIG. 11



**FIG. 12**