



US00D374014S

United States Patent [19]

[11] Patent Number: **Des. 374,014**

Nagele et al.

[45] Date of Patent: ****Sep. 24, 1996**

[54] **HANG UP CUP**

[75] Inventors: **Albert L. Nagele**, Wilmette; **Jennifer M. Hislop**, Barrington; **Daniel J. Replinger**, Hawthorn Woods, all of Ill.

[73] Assignee: **Motorola, Inc.**, Schaumburg, Ill.

[**] Term: **14 Years**

[21] Appl. No.: **32,542**

[22] Filed: **Dec. 21, 1994**

[52] U.S. Cl. **D14/253**; D14/142

[58] Field of Search D13/107, 108; D14/251, 253, 140, 240, 149-151, 114, 107, 256, 142; 320/2, 5; 379/419, 420, 428, 440, 454, 455

D. 321,855	11/1991	Ross, Jr.	D13/107
D. 328,889	8/1992	Seki .	
D. 343,841	2/1994	Hon et al.	D14/251
D. 345,977	4/1994	Nagele .	
D. 350,545	9/1994	Olkola et al. .	
D. 352,711	11/1994	Solomita et al.	D14/149
3,183,891	5/1965	MacDonald .	
3,584,157	6/1971	Prescott	D14/256 X
4,782,528	11/1988	Inoue et al.	D14/140 X
4,837,814	6/1989	Yoshino et al. .	
5,142,573	8/1992	Umezawa	379/454
5,230,016	7/1993	Yasuda .	

Primary Examiner—Jeffrey Asch
Attorney, Agent, or Firm—Randall S. Vaas

[57] CLAIM

The ornamental design for a hang up cup, as shown and described.

DESCRIPTION

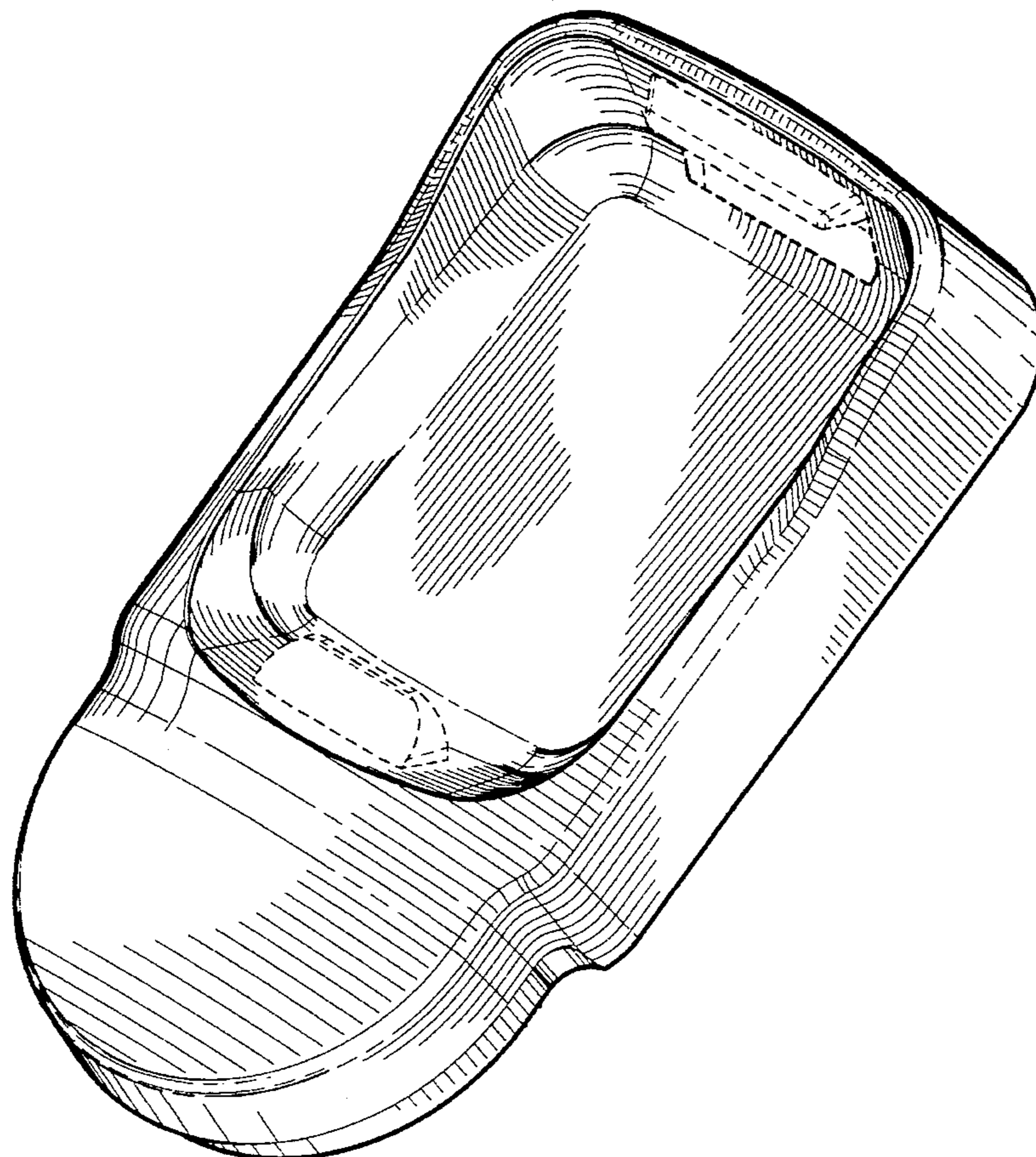
FIG.1 is a front, top, and right side perspective view showing our new design for a hang up cup; FIG. 2 is a front elevational view thereof; FIG. 3 is a bottom plan view thereof; FIG. 4 is a rear elevational view thereof; and, FIG. 5 is a left side elevational view thereof. The broken line matter in FIGS. 1 and 5 forms no part of the claimed design. The inside right is a mirror image of the inside left as shown in FIG. 1.

1 Claim, 2 Drawing Sheets

[56] References Cited

U.S. PATENT DOCUMENTS

D. 216,641	2/1970	Sidney .	
D. 275,482	9/1984	Coons et al.	D13/108 X
D. 276,809	12/1984	Taylor .	
D. 285,070	8/1986	Beaumont .	
D. 289,156	4/1987	Pulio .	
D. 301,455	6/1989	Hotsumi et al. .	
D. 302,808	8/1989	Skuza et al.	D13/107
D. 306,015	2/1990	Pulio, Jr. et al. .	
D. 306,594	3/1990	Taylor .	
D. 307,016	4/1990	Watanabe .	



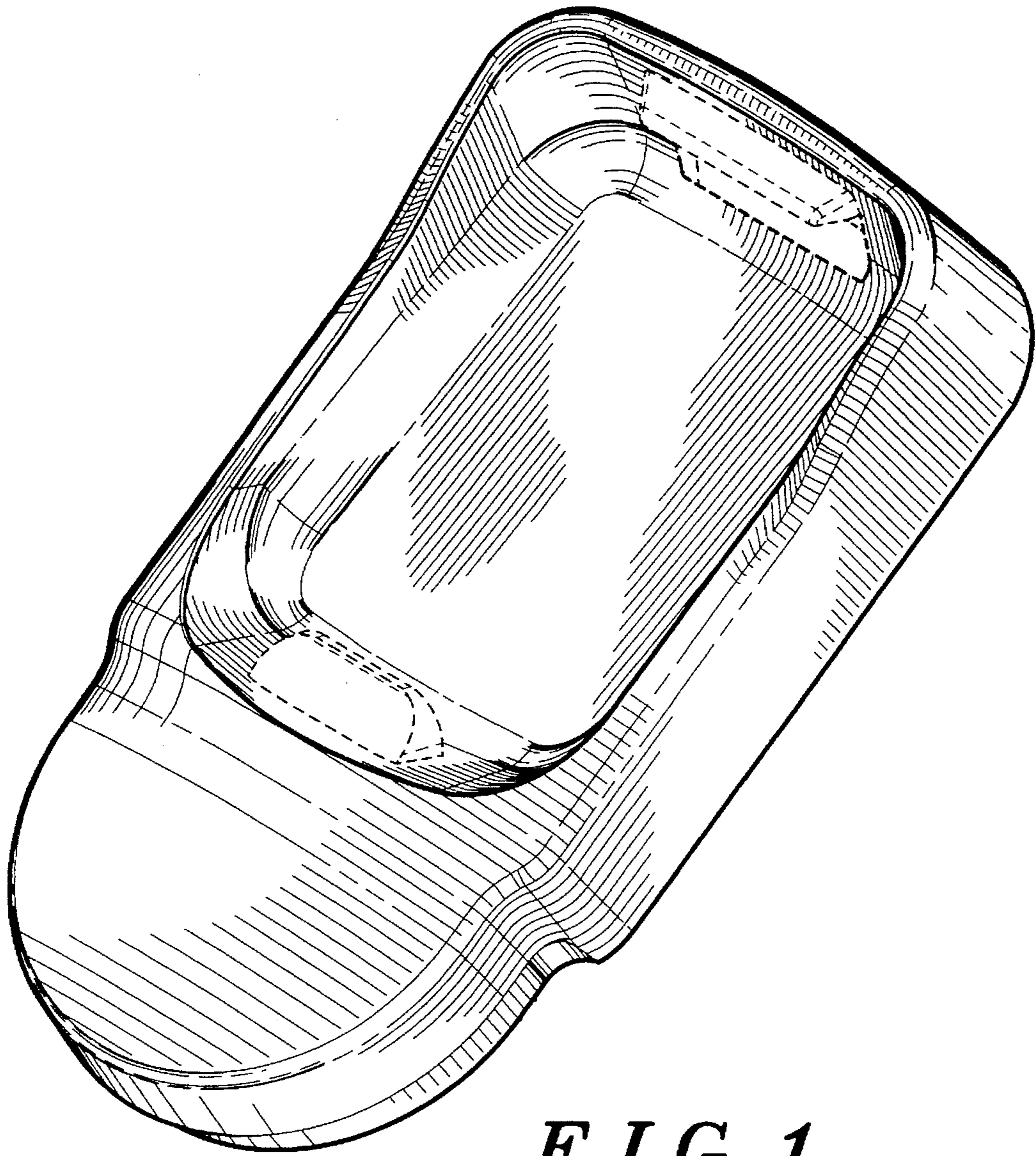


FIG. 1

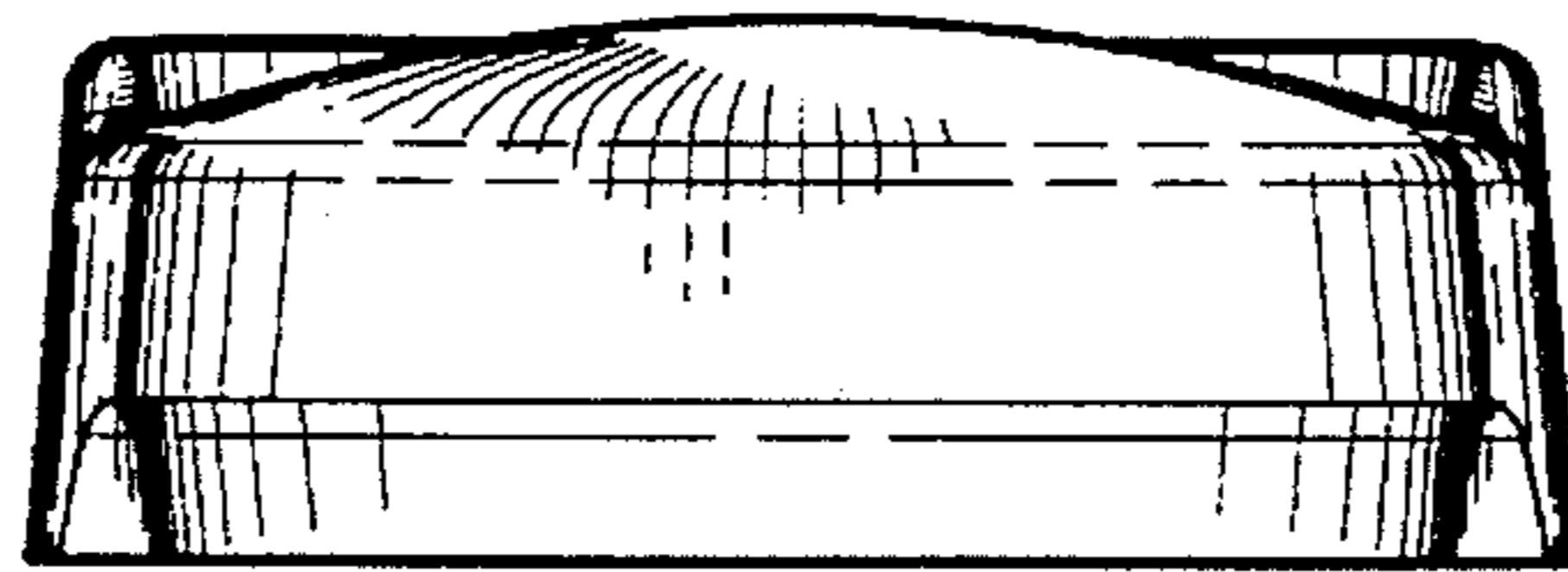


FIG. 2




FIG. 3

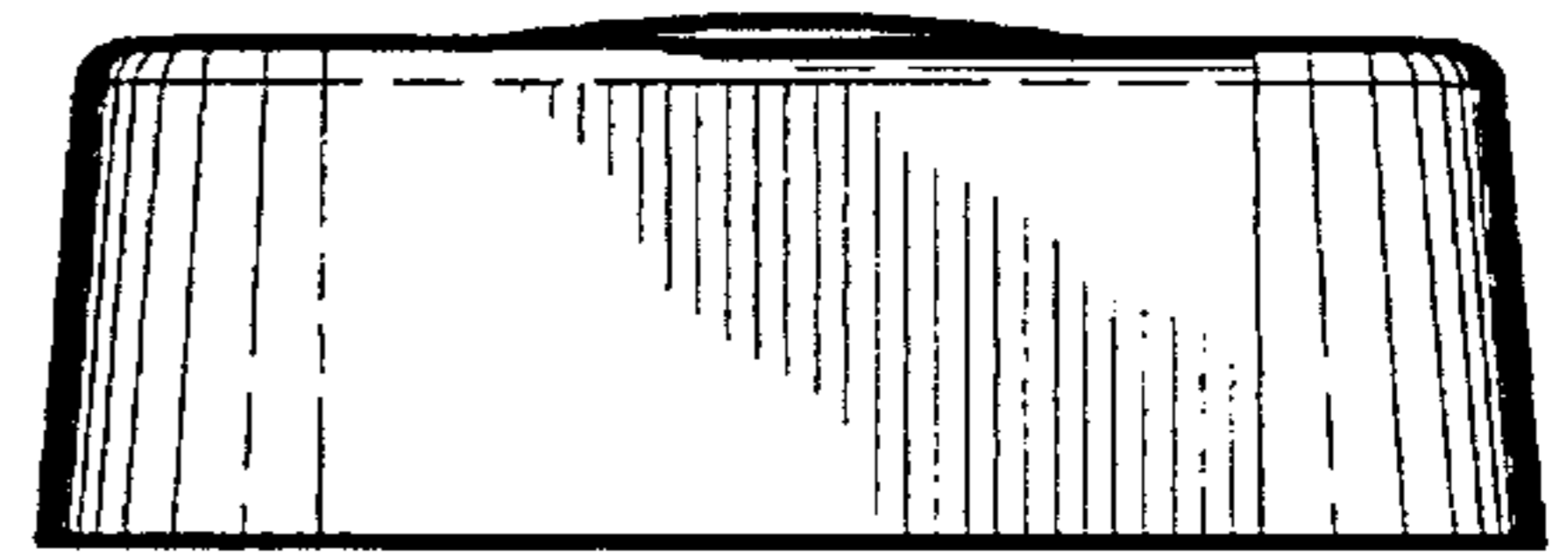


FIG. 4



FIG. 5