



US00D374012S

United States Patent [19]

Bennett et al.

[11] Patent Number: **Des. 374,012**

[45] Date of Patent: ***** Sep. 24, 1996**

[54] **TELEPHONE HANDSET**

[75] Inventors: **Stephen E. Bennett**, Succasunna, N.J.; **Mark Biasotti**, San Jose, Calif.; **Reed S. Brown**, Indianapolis, Ind.; **Michael J. Nuttall**, Portola Vally, Calif.; **John H. Schaffeld**, New Vernon, N.J.

[73] Assignee: **AT&T IPM Corp.**, Coral Gables, Fla.

[*] Notice: The portion of the term of this patent subsequent to Sep. 17, 2010, has been disclaimed.

[**] Term: **14 Years**

[21] Appl. No.: **32,958**

[22] Filed: **Dec. 30, 1994**

[52] U.S. Cl. **D14/248**

[58] Field of Search D14/116, 137, D14/138, 140, 142, 147, 148, 248; 379/58-61, 419, 420, 428, 440, 433, 454, 455

[56] **References Cited**

U.S. PATENT DOCUMENTS

D. 297,838 9/1988 Boykiw et al. D14/248

D. 299,027 12/1988 Boykiw D14/248
D. 313,800 1/1991 Appleby D14/148 X
D. 344,272 2/1994 Desbarats D14/248
D. 357,251 4/1995 Watanabe et al. D14/248 X
3,627,930 12/1971 Tolman 379/433

OTHER PUBLICATIONS

Spiegel Catalog 1991, p. 504, Cobra Phone at top.

Primary Examiner—Jeffrey Asch

Attorney, Agent, or Firm—Samuel R. Williamson

[57] **CLAIM**

The ornamental design of a telephone handset, as shown and described.

DESCRIPTION

FIG. 1 is a top, front and left side perspective view of a telephone handset showing our new design;
FIG. 2 is a bottom plan view thereof;
FIG. 3 is a top plan view thereof;
FIG. 4 is a side elevation thereof, the side opposite being a mirror image;
FIG. 5 is a rear elevation thereof; and,
FIG. 6 is a front elevation thereof.

1 Claim, 2 Drawing Sheets

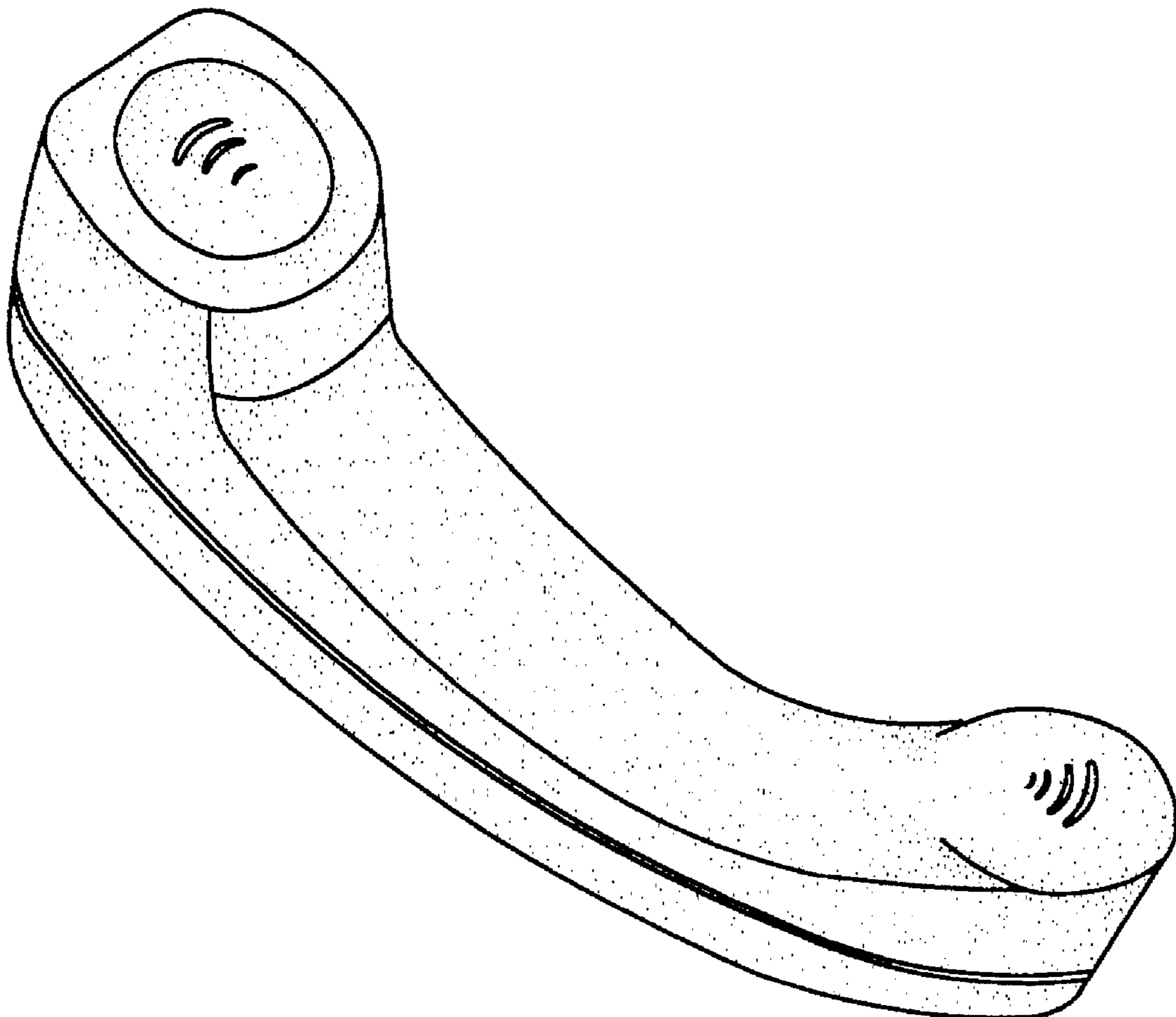


FIG. 1

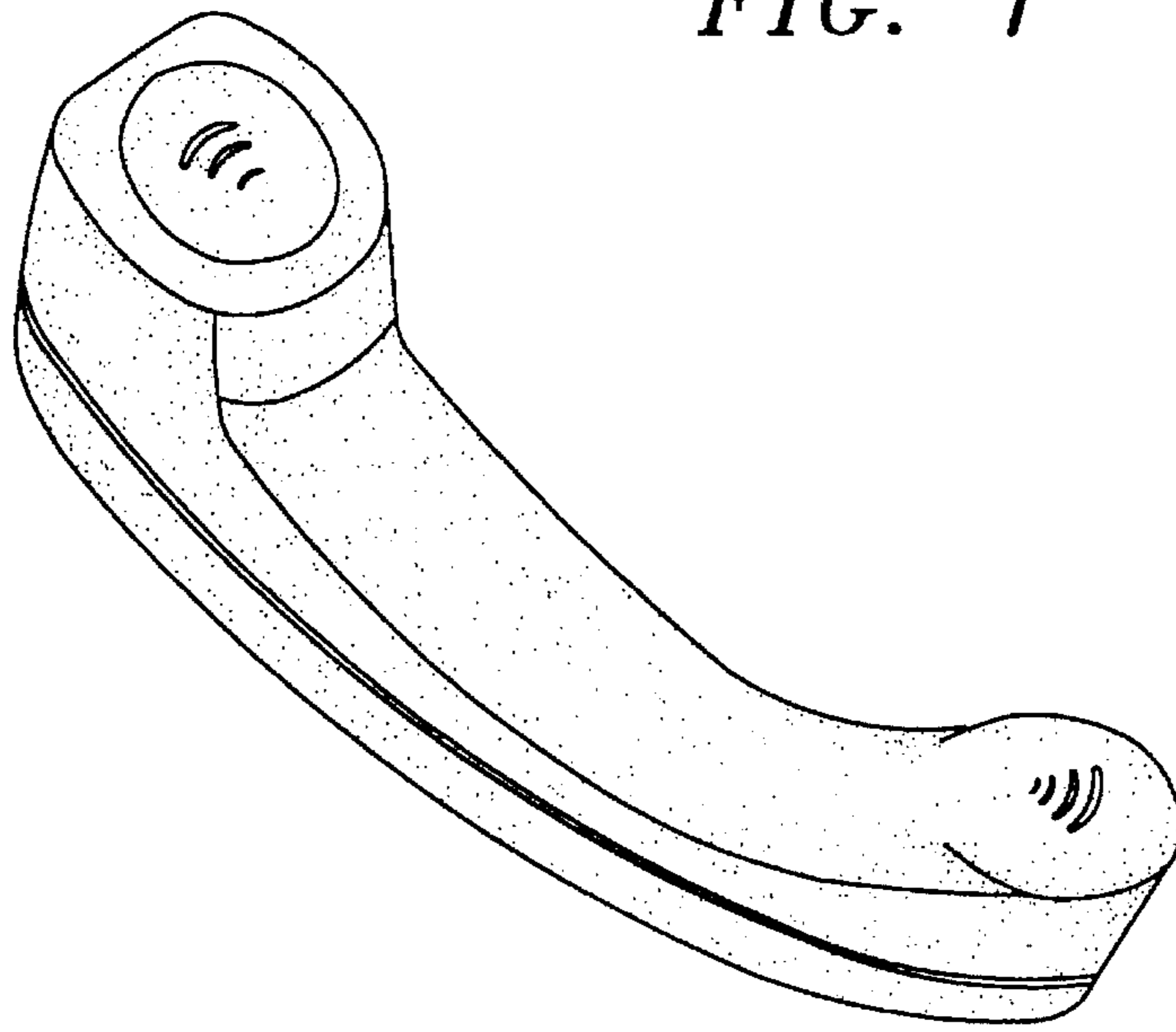


FIG. 2




FIG. 3

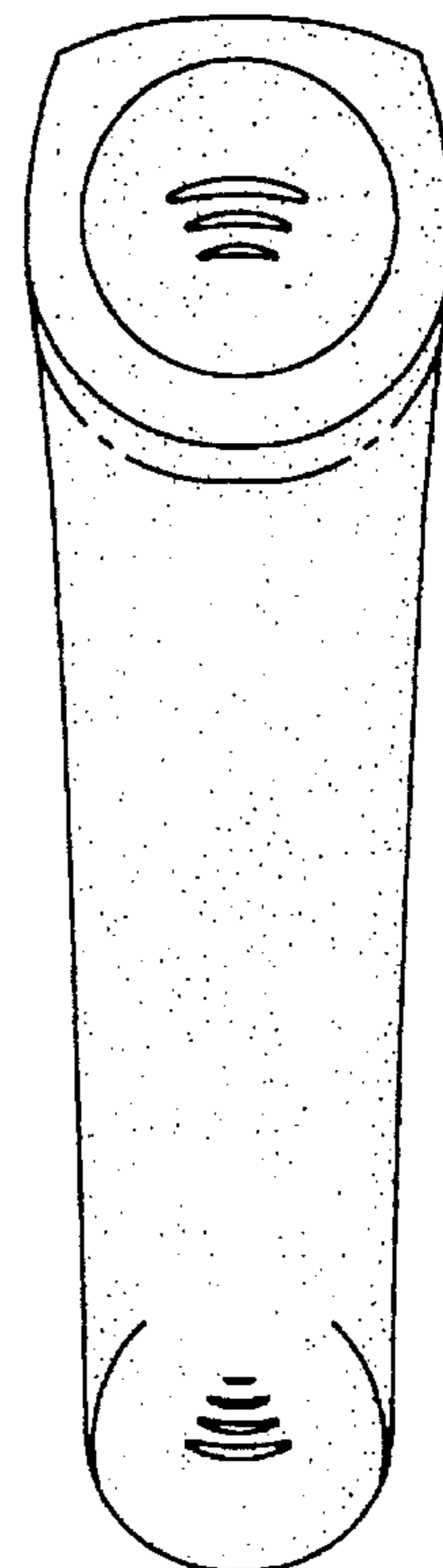


FIG. 4

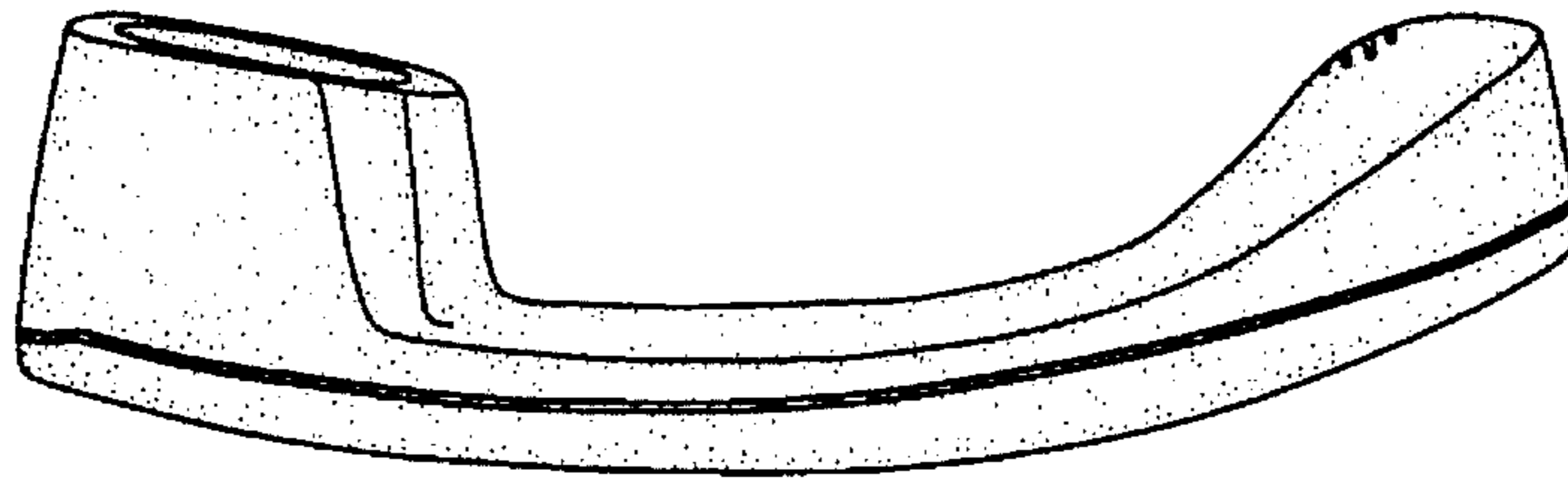


FIG. 5

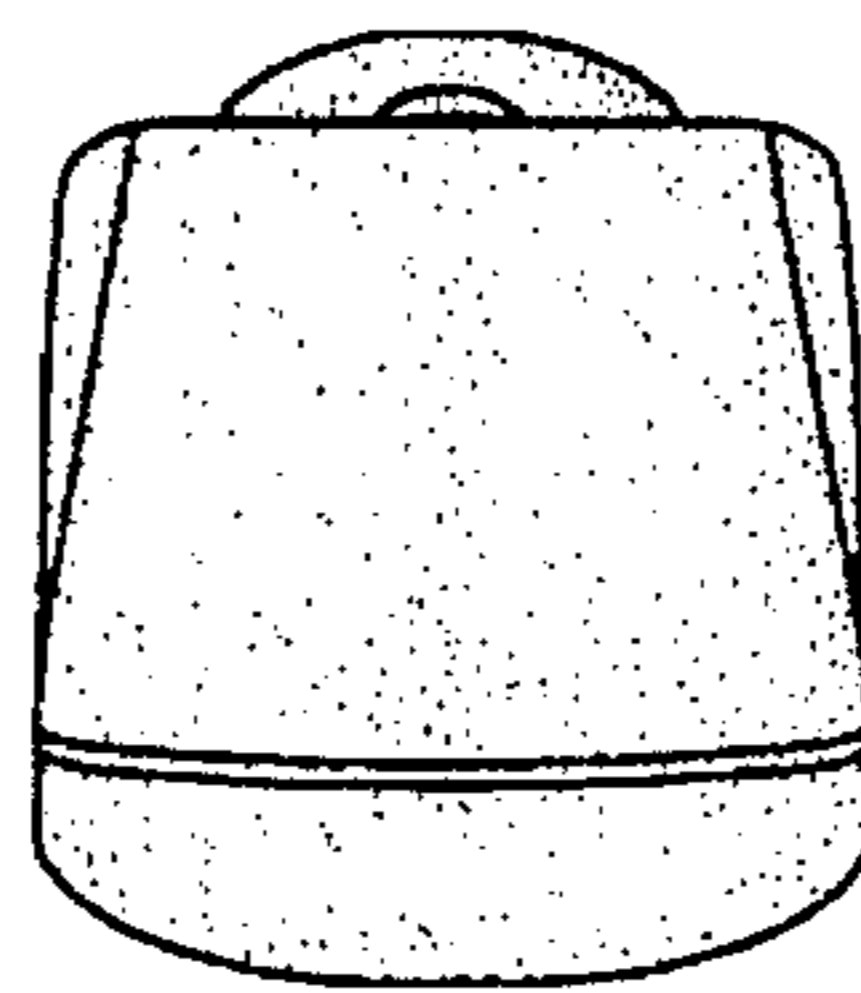


FIG. 6

