



US00D373983S

# United States Patent [19]

[11] Patent Number: **Des. 373,983**

Verlengiere

[45] Date of Patent: **\*\*\* Sep. 24, 1996**

[54] **MUFFLER**

4,998,597 3/1991 Bainbridge et al. .... 181/228

[75] Inventor: **Rodney L. Verlengiere**, Santa Maria, Calif.

### FOREIGN PATENT DOCUMENTS

2212771 11/1987 United Kingdom ..... 181/227

[73] Assignee: **R.L.V. Tuned Exhaust Products, Inc.**, Santa Maria, Calif.

### OTHER PUBLICATIONS

J C Whitney & Co Catalog No. 540J, ©1992, p. 155, the turbo mufflers.

[\*] Notice: The portion of the term of this patent subsequent to Sep. 10, 2010, has been disclaimed.

*Primary Examiner*—Melody N. Brown  
*Attorney, Agent, or Firm*—Daniel C. McKown

[\*\*] Term: **14 Years**

### [57] CLAIM

[21] Appl. No.: **19,905**

The ornamental design for a muffler, as shown.

[22] Filed: **Mar. 14, 1994**

### DESCRIPTION

[52] U.S. Cl. .... **D12/194**

FIG. 1 is a top, front and left side perspective view of a muffler showing my new design;

[58] Field of Search ..... D12/194; 181/224, 181/229, 227, 228, 238, 249, 257, 266; 60/312, 315, 317

FIG. 2 is a bottom perspective view thereof;

FIG. 3 is a top perspective view thereof;

FIG. 4 is a front elevational view thereof;

FIG. 5 is a rear elevational view thereof;

FIG. 6 is a left side elevational view thereof; and,


FIG. 7 is a right side elevational view thereof.


### [56] References Cited

#### U.S. PATENT DOCUMENTS


D. 274,509	7/1989	Aldred	.....	D12/194
D. 288,311	2/1987	Garcia	.....	D12/194
4,012,907	3/1977	Crayton	.....	60/317

**1 Claim, 4 Drawing Sheets**

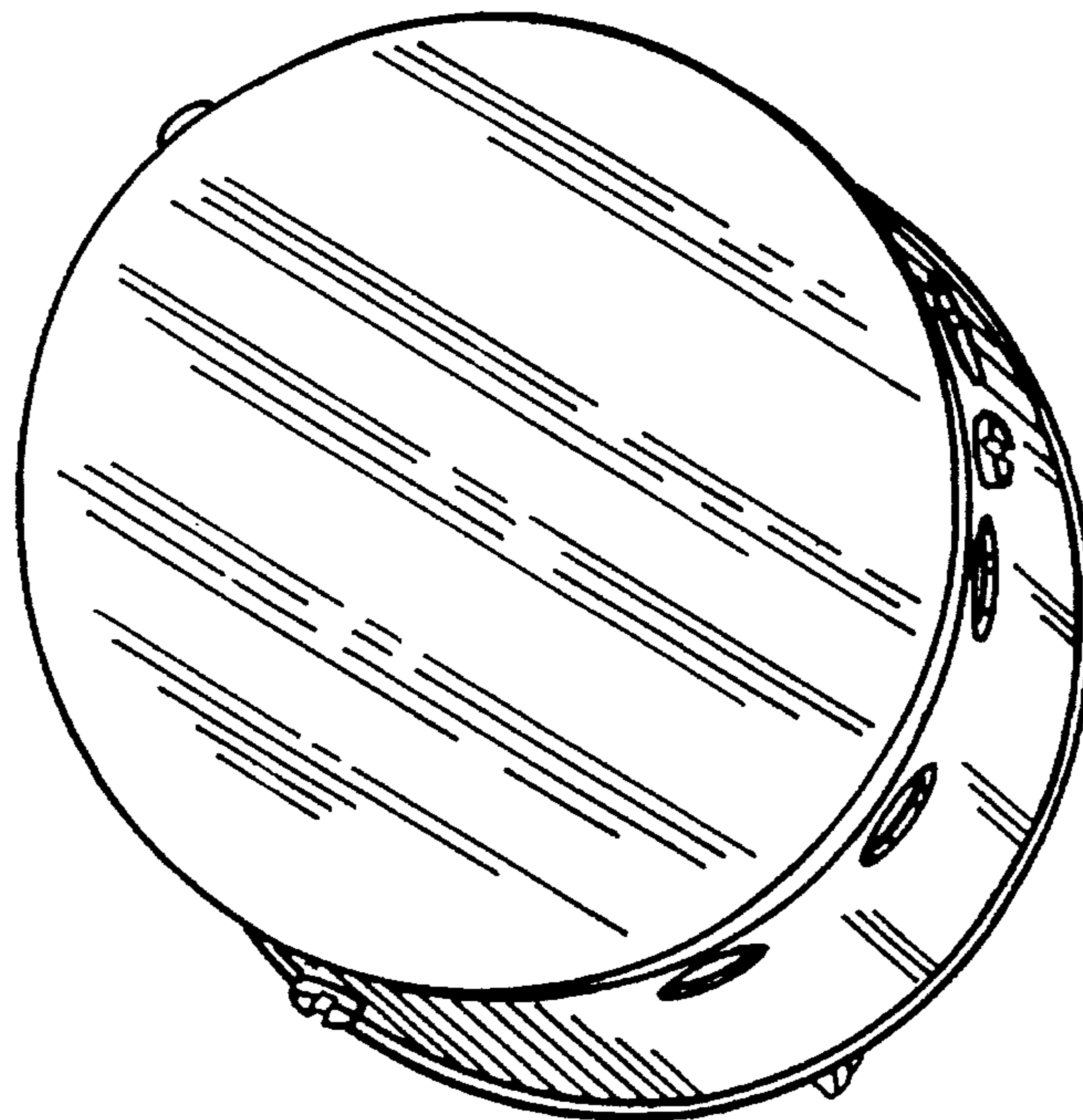





**Fig. 1**




**Fig. 2**




**Fig. 3**




**Fig. 4**



**Fig. 5**



**Fig. 6**



**Fig. 7**