



US00D373967S

**United States Patent** [19]  
**Samuel**

[11] **Patent Number: Des. 373,967**  
[45] **Date of Patent: \*\*Sep. 24, 1996**

[54] **BRACELET**

[75] Inventor: **Henri Samuel**, Paris, France

[73] Assignee: **Fred S.A.**, Paris, France

[\*\*] Term: **14 Years**

[21] Appl. No.: **20,234**

[22] Filed: **Mar. 22, 1994**

[30] **Foreign Application Priority Data**

Sep. 22, 1993 [XH] Hague Agreement ..... DM/027.491

[52] **U.S. Cl.** ..... **D11/4**

[58] **Field of Search** ..... D11/1-25; 59/78,  
59/83; 63/1.1, 2, 3, 4

[56] **References Cited**

**U.S. PATENT DOCUMENTS**

D. 152,491	1/1949	Ostier	.....	D11/4
1,140,445	5/1915	Collingwood	.....	63/5.1
2,623,256	12/1952	Feibelman	.....	63/3
5,074,127	12/1991	Yurman	.....	63/3

**OTHER PUBLICATIONS**

Goldschmiede Zeitung-Philippe d'Arsty  
Advertisement-Bracelet left center of p. 88. Feb. 1983.

*Primary Examiner*—Ralf Seifert  
*Attorney, Agent, or Firm*—Clifford W. Browning; Woodard,  
Emhardt, Naughton Moriarty & McNett

[57] **CLAIM**

The ornamental design for a bracelet, as shown and described.

**DESCRIPTION**

FIG. 1 is a top plan view of a bracelet showing my new design;

FIG. 2 is a front elevational view;


FIG. 3 is a side elevational view;


FIG. 4 is a bottom plan view; and,

FIG. 5 is a perspective view.

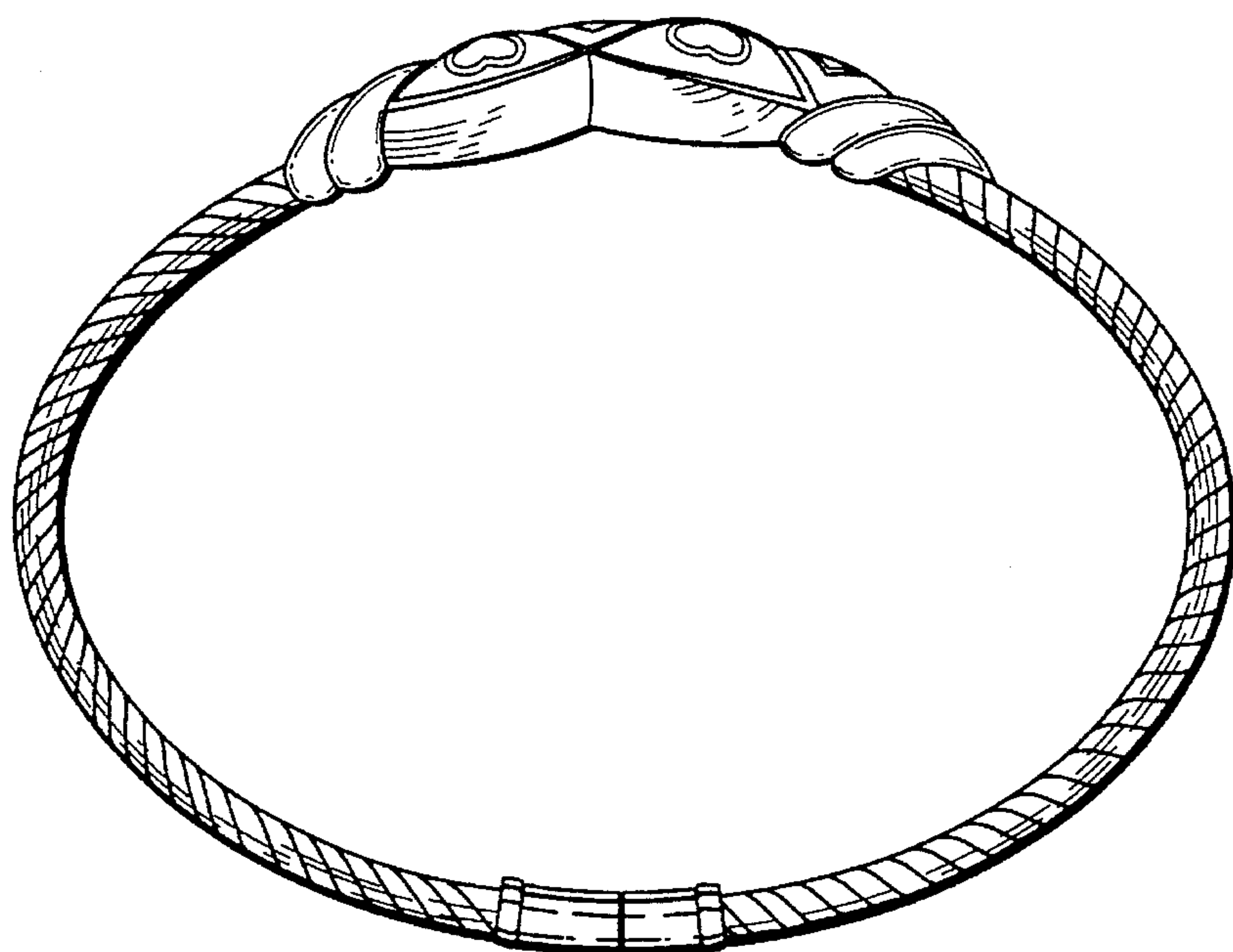
The rear of the ornamental attachment forms no part of the claimed design.

**1 Claim, 2 Drawing Sheets**

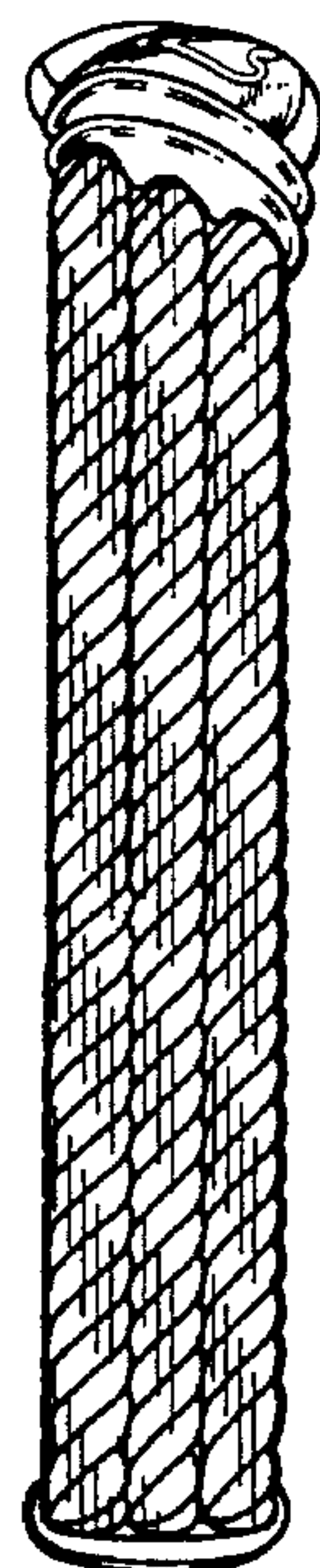




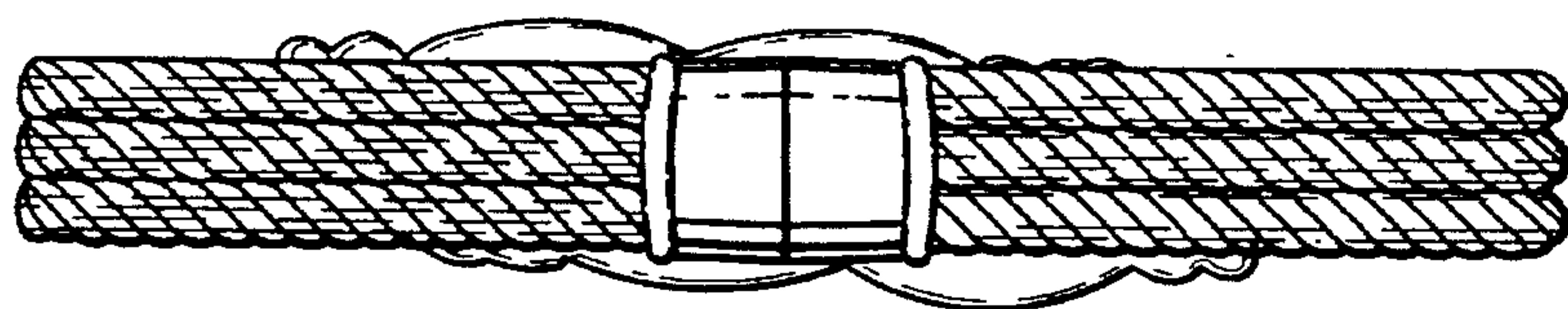
**Fig. 1**



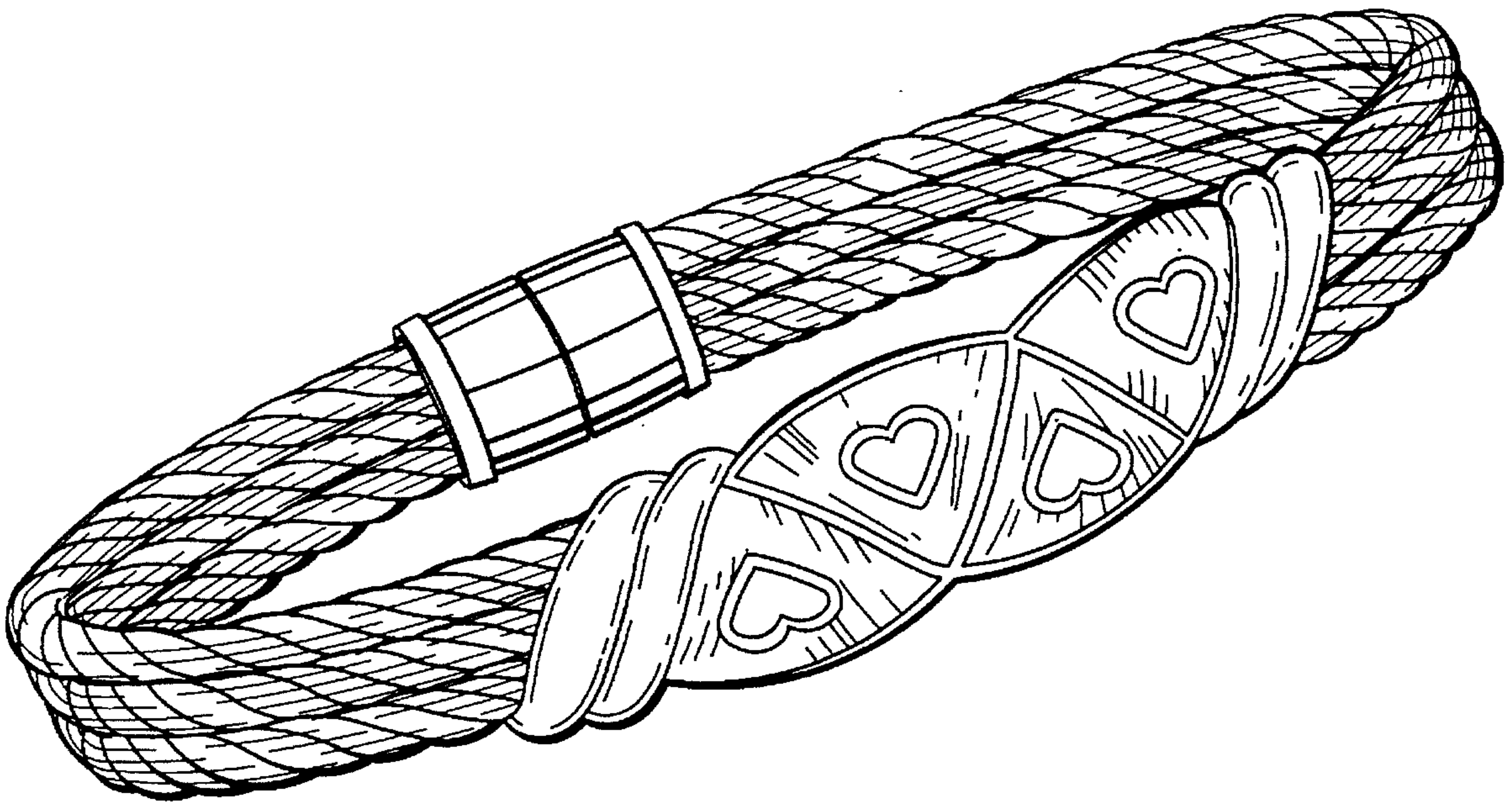
**Fig. 2**



**Fig. 3**



**Fig. 4**



**Fig.5**