



US00D373952S

# United States Patent [19]

Exarhos et al.

[11] Patent Number: **Des. 373,952**

[45] Date of Patent: **\*\*Sep. 24, 1996**

[54] **CONTAINER**

[75] Inventors: **Patricia M. Exarhos**, Appleton, Wis.; **William H. Valls**, Harwinton; **David W. Schweitzer**, West Hartford, both of Conn.; **Wayne S. Marcus**, Warwick, R.I.

[73] Assignee: **Kimberly-Clark Corporation**, Neenah, Wis.

[\*\*] Term: **14 Years**

[21] Appl. No.: **43,534**

[22] Filed: **Sep. 6, 1995**

[52] U.S. Cl. .... **D9/423; D28/83**

[58] Field of Search ..... **D9/420-423, 424, D9/432, 341; D28/76, 77, 78, 82, 83; 206/581, 38, 823, 234, 828; D3/201, 901; 220/334, 337, 376**

[56] **References Cited**

**U.S. PATENT DOCUMENTS**

D. 285,177	8/1986	Goetz	.....	D9/420
D. 285,414	9/1986	Goetz et al.	.....	D9/420
D. 290,297	6/1987	Schemmer	.....	D28/83 X
D. 295,452	4/1988	Bakic	.....	D28/83
D. 326,226	5/1992	Gerhart	.....	D9/423
D. 363,661	10/1995	Lambelet et al.	.....	D9/423
1,883,852	10/1932	Medoff	.	
1,978,806	10/1934	Medoff	.	
2,549,433	4/1951	Curry	.	
2,559,528	7/1951	Barrett	.	
2,640,587	6/1953	Smith	.	
2,990,946	7/1961	Sheldon	.	
3,223,281	12/1965	Larkin	.	

3,737,095	6/1973	Derauf	.	
3,784,055	1/1974	Anderson	.	
4,131,195	12/1978	Worrell, Sr.	.	
4,192,420	3/1980	Worrell, Sr. et al.	.	
4,305,503	12/1981	Membrino	.	
4,550,855	11/1985	Harrison	.	
4,863,034	9/1989	Contreras, Sr.	.....	206/561 X

**FOREIGN PATENT DOCUMENTS**

0137330	4/1985	European Pat. Off.	.....	206/233
8001157	6/1980	WIPO	.....	206/205

**OTHER PUBLICATIONS**

Packaging Catalog, 1940, p. 219.  
Jeweler Circular Keystone, 79 Directory, 6-1979, p. 153.  
Magazine Binders 21 from Gaylord Catalog, Date Unavailable.

*Primary Examiner*—Prabhakar G. Deshmukh  
*Attorney, Agent, or Firm*—Gregory E. Croft

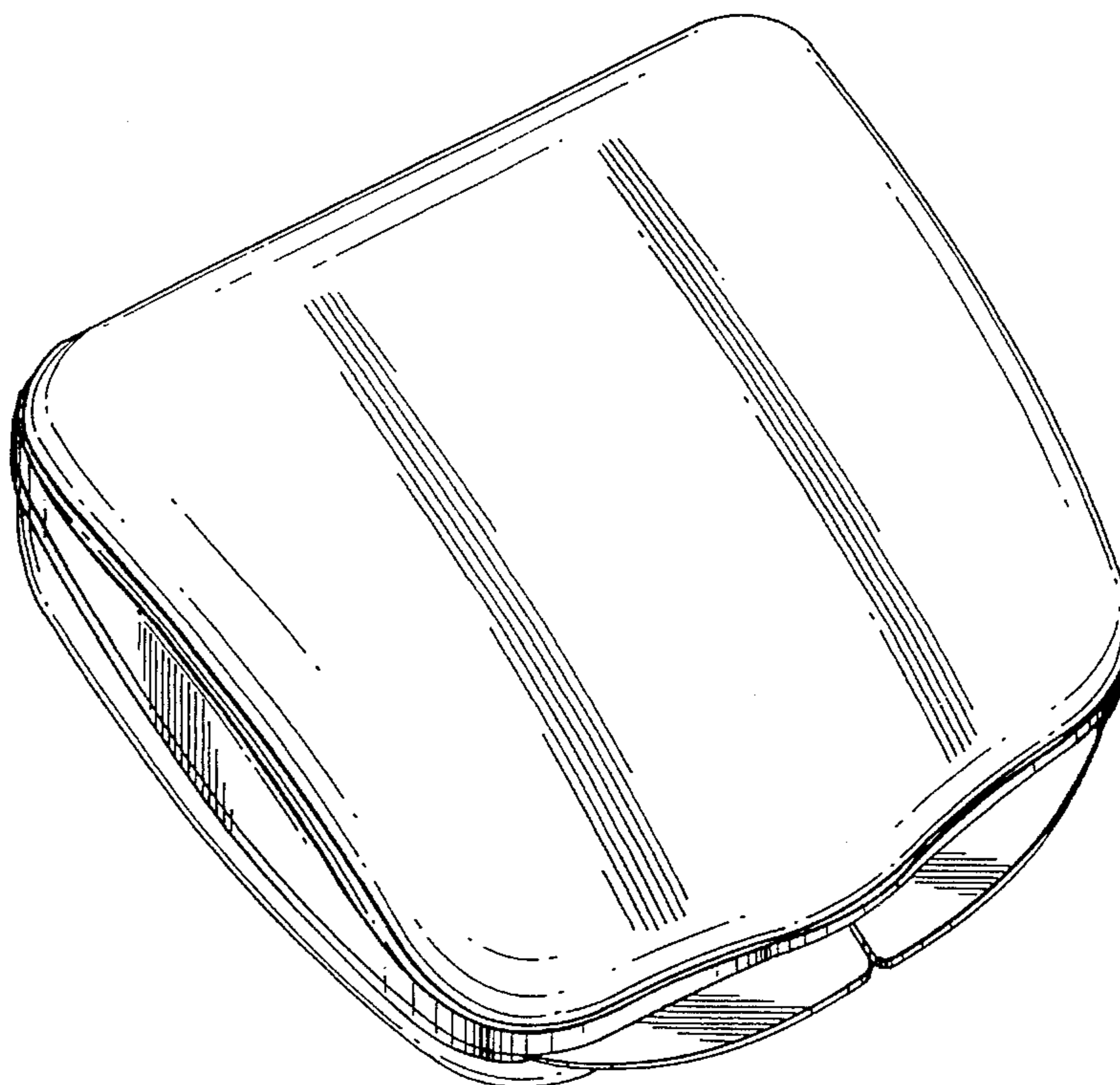
[57] **CLAIM**

The ornamental design for a container, as shown and described.

**DESCRIPTION**

FIG. 1 is right side perspective view of a container showing our new design;  
FIG. 2 is a front elevational view thereof;  
FIG. 3 is a rear elevational view thereof;  
FIG. 4 is a right side elevational view thereof;  
FIG. 5 is a left side elevational view thereof;  
FIG. 6 is a top plan view thereof; and,  
FIG. 7 is a bottom plan view thereof.

**1 Claim, 4 Drawing Sheets**



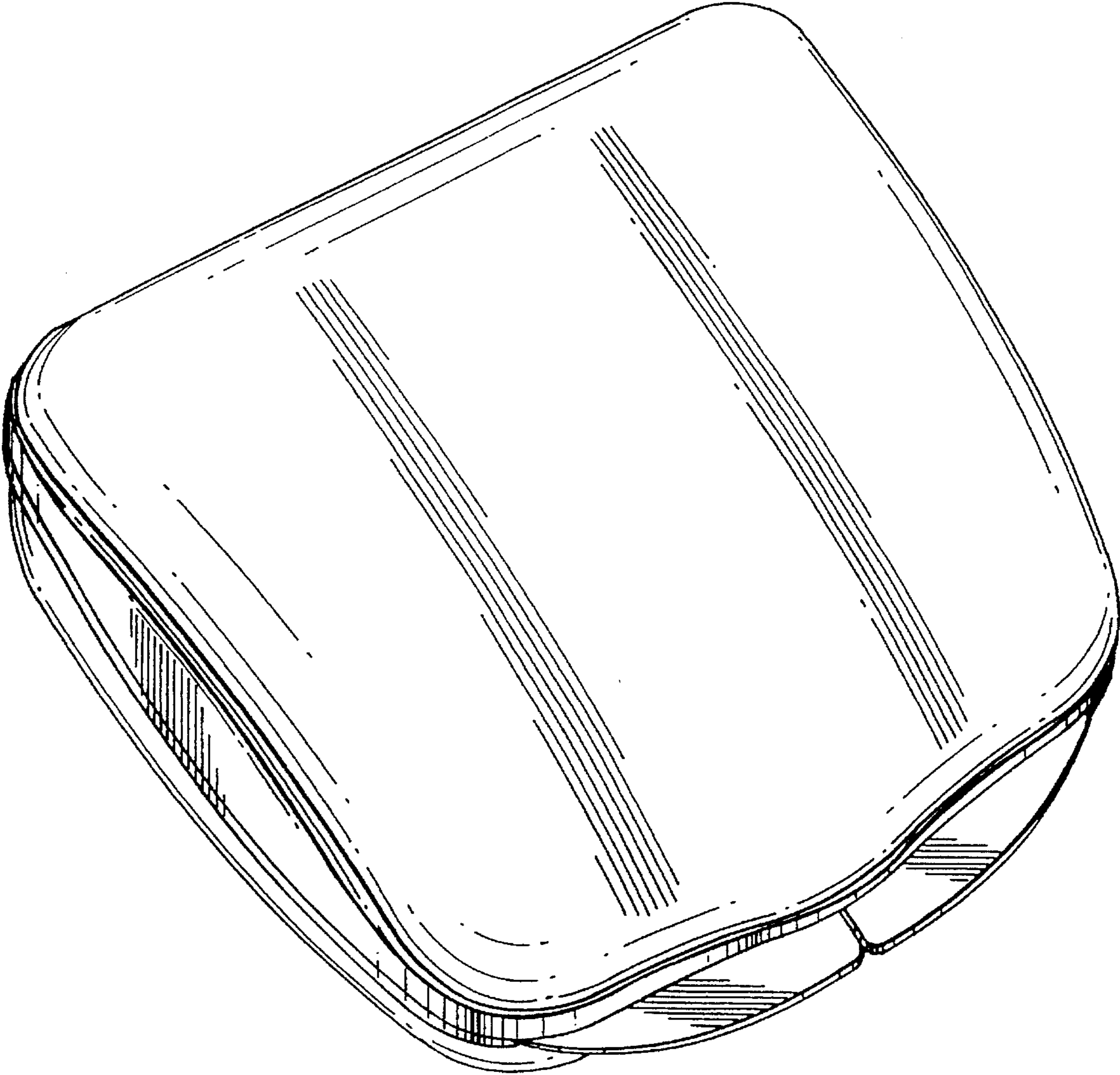


FIG. 1

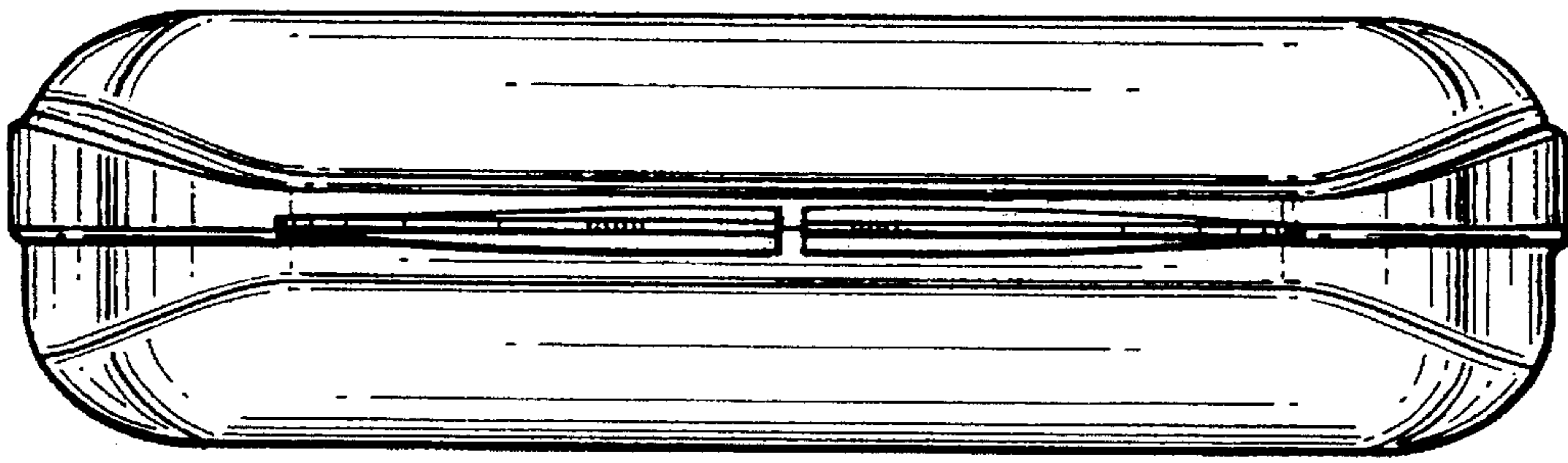


FIG. 2

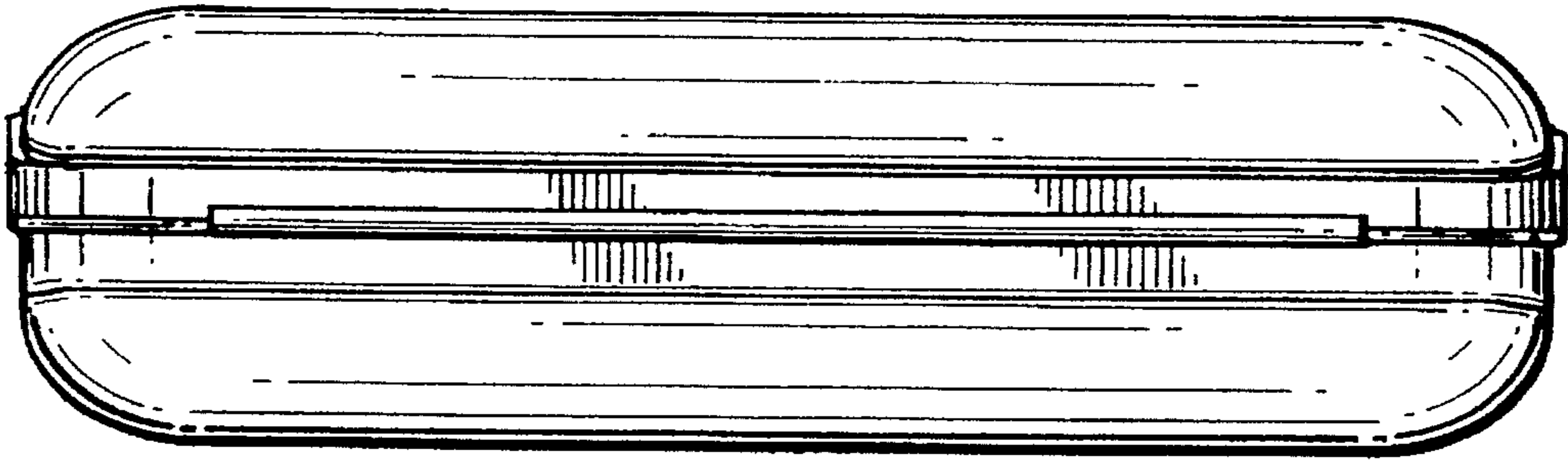


FIG. 3

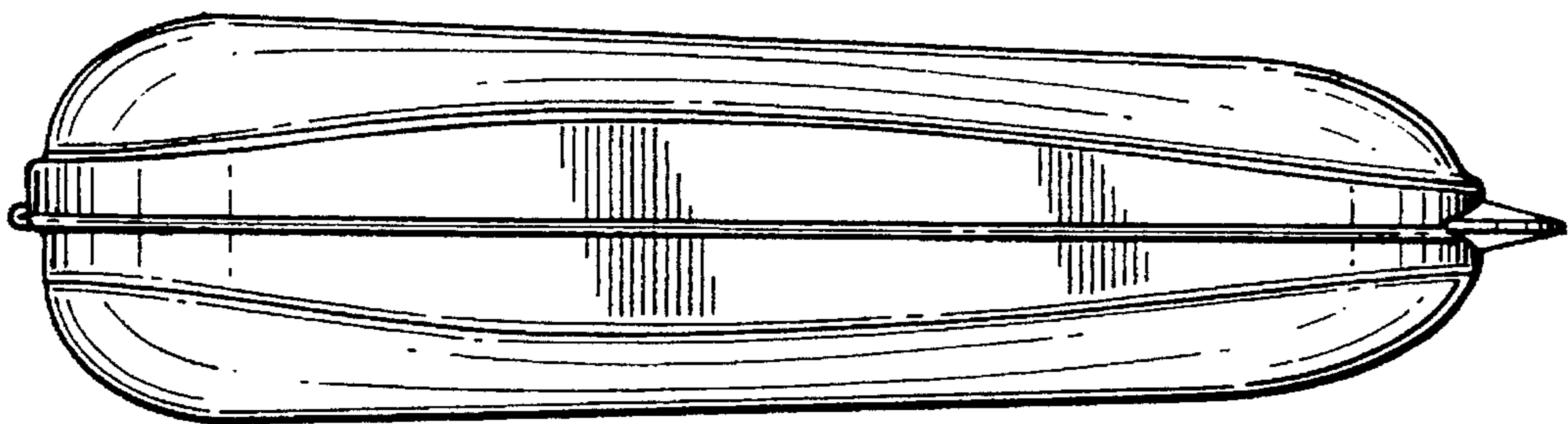


FIG. 4



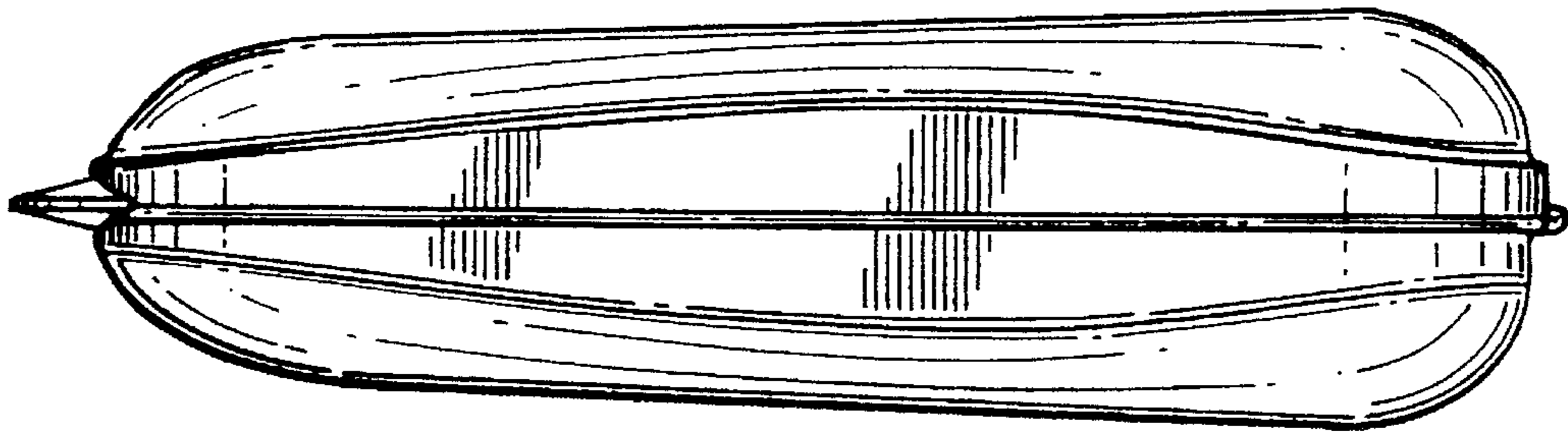


FIG. 5

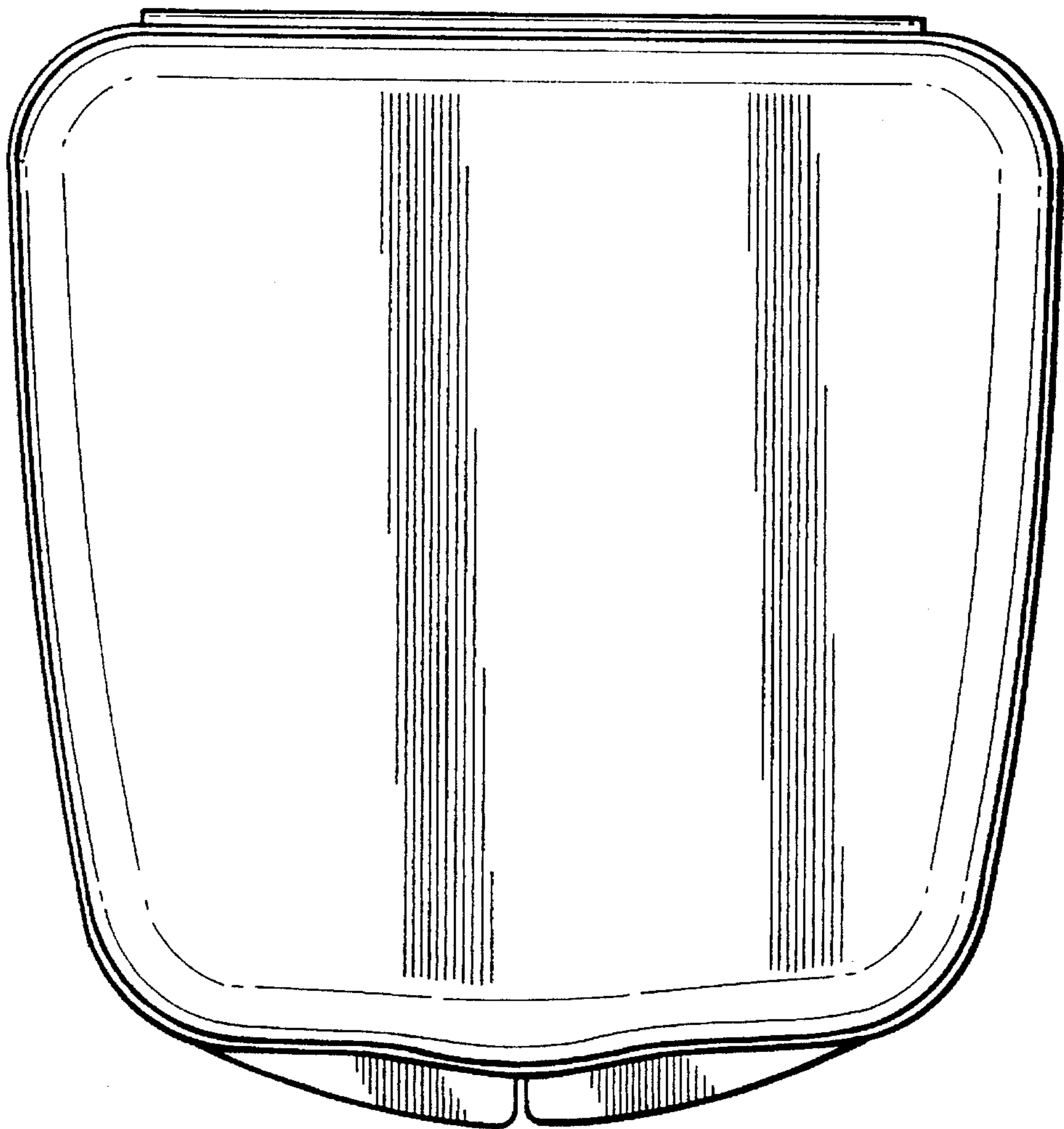


FIG. 6

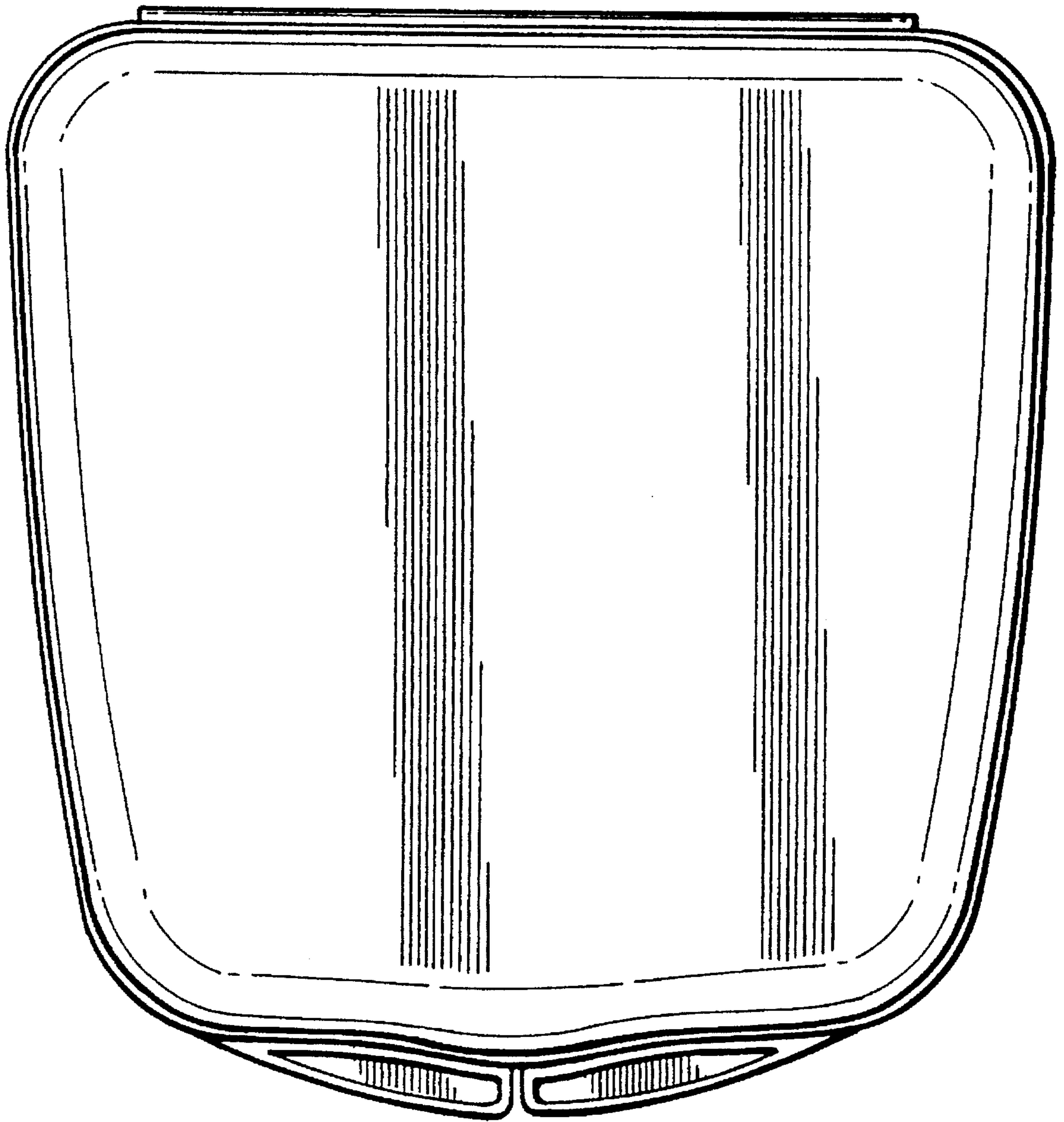


FIG. 7