



US00D373950S

United States Patent [19]

Otani et al.

[11] Patent Number: **Des. 373,950**

[45] Date of Patent: ****Sep. 24, 1996**

[54] **LINK PLATE FOR A CHAIN**

4,411,131 10/1983 Ohnishi et al. 59/78

[75] Inventors: **Tomofumi Otani**, Suita; **Joichi Nakamura**, Kobe; **Takero Nakagawa**, Osaka; **Shuji Sasamoto**, Toyonaka; **Yoshitaka Yoshimura**, Kadoma, all of Japan

FOREIGN PATENT DOCUMENTS

53191	4/1912	Austria	474/206
999900	2/1952	France	474/226
309366	2/1933	Italy	474/226
45-27142	10/1970	Japan .	
263746	12/1985	Japan	55/5
278808	10/1927	United Kingdom	474/226

[73] Assignee: **Tsubakimoto Chain Co.**, Osaka, Japan

[**] Term: **14 Years**

Primary Examiner—Prabhakar G. Deshmukh
Assistant Examiner—C. Tuttle
Attorney, Agent, or Firm—Armstrong, Westerman, Hattori, McLeland & Naughton

[21] Appl. No.: **40,262**

[22] Filed: **Jun. 14, 1995**

[57] CLAIM

[30] Foreign Application Priority Data

Dec. 16, 1994 [JP] Japan 6-38436

[52] U.S. Cl. **D8/499**

[58] Field of Search D8/499; 59/78, 59/4-8, 84, 85; 198/850-853; 474/206, 209, 218-220, 226, 228, 230-236

The ornamental design for a link plate for a chain, as shown and described.

DESCRIPTION

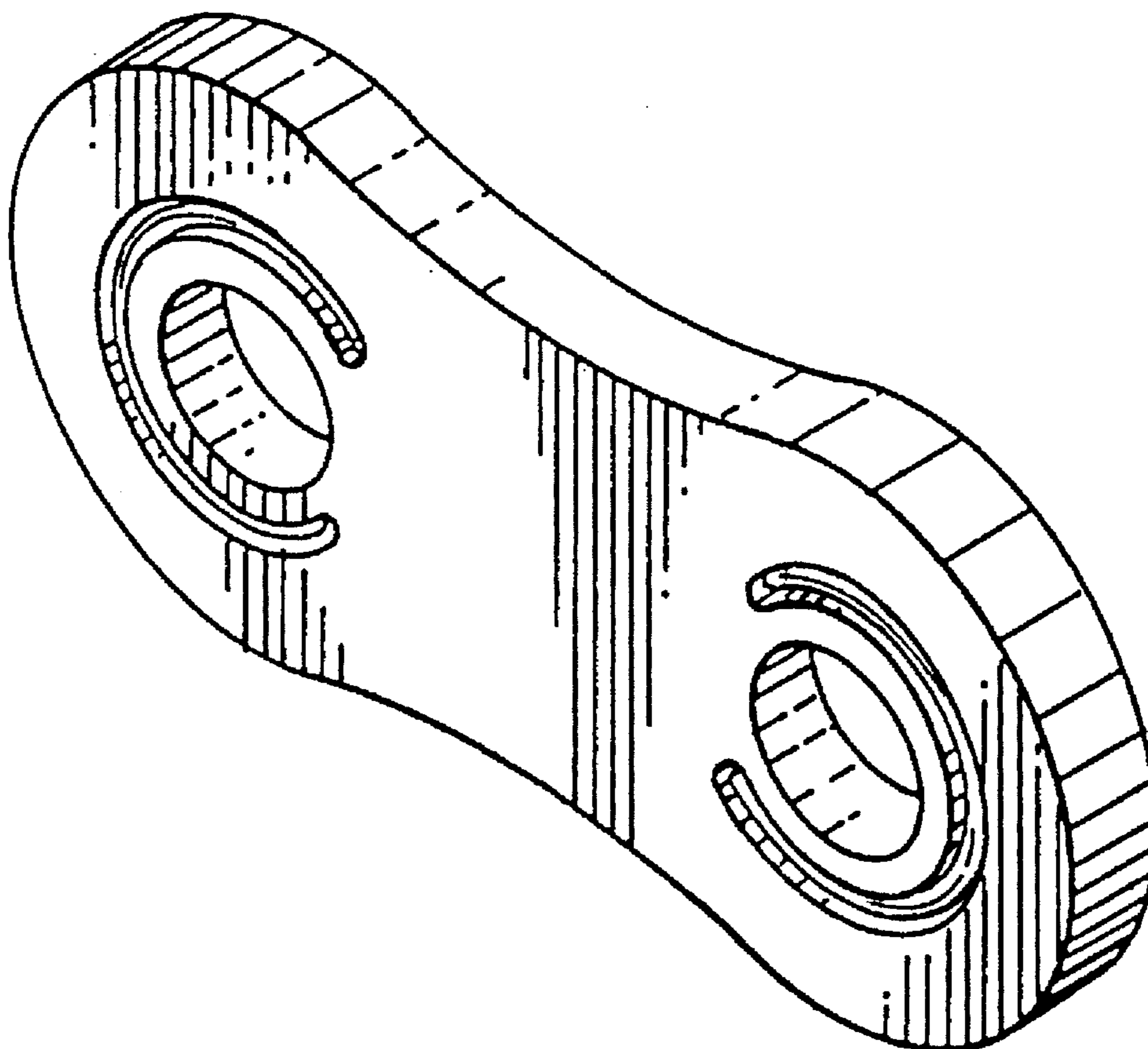
FIG. 1 is a top, right perspective view of a link plate for a chain showing our new design; FIG. 2 is a front elevational view thereof; FIG. 3 is a rear elevational view thereof; FIG. 4 is a bottom view thereof, the top view being a mirror image thereof; and, FIG. 5 is a right side elevational view thereof, the side opposite being a mirror image of the side shown.

[56] References Cited

U.S. PATENT DOCUMENTS

D. 141,713	6/1945	Johnson	D8/499
D. 280,288	8/1985	Lickton	D8/499
1,560,647	11/1925	Belcher	474/214 X
3,969,949	7/1976	Ohnishi	59/8 X

1 Claim, 1 Drawing Sheet



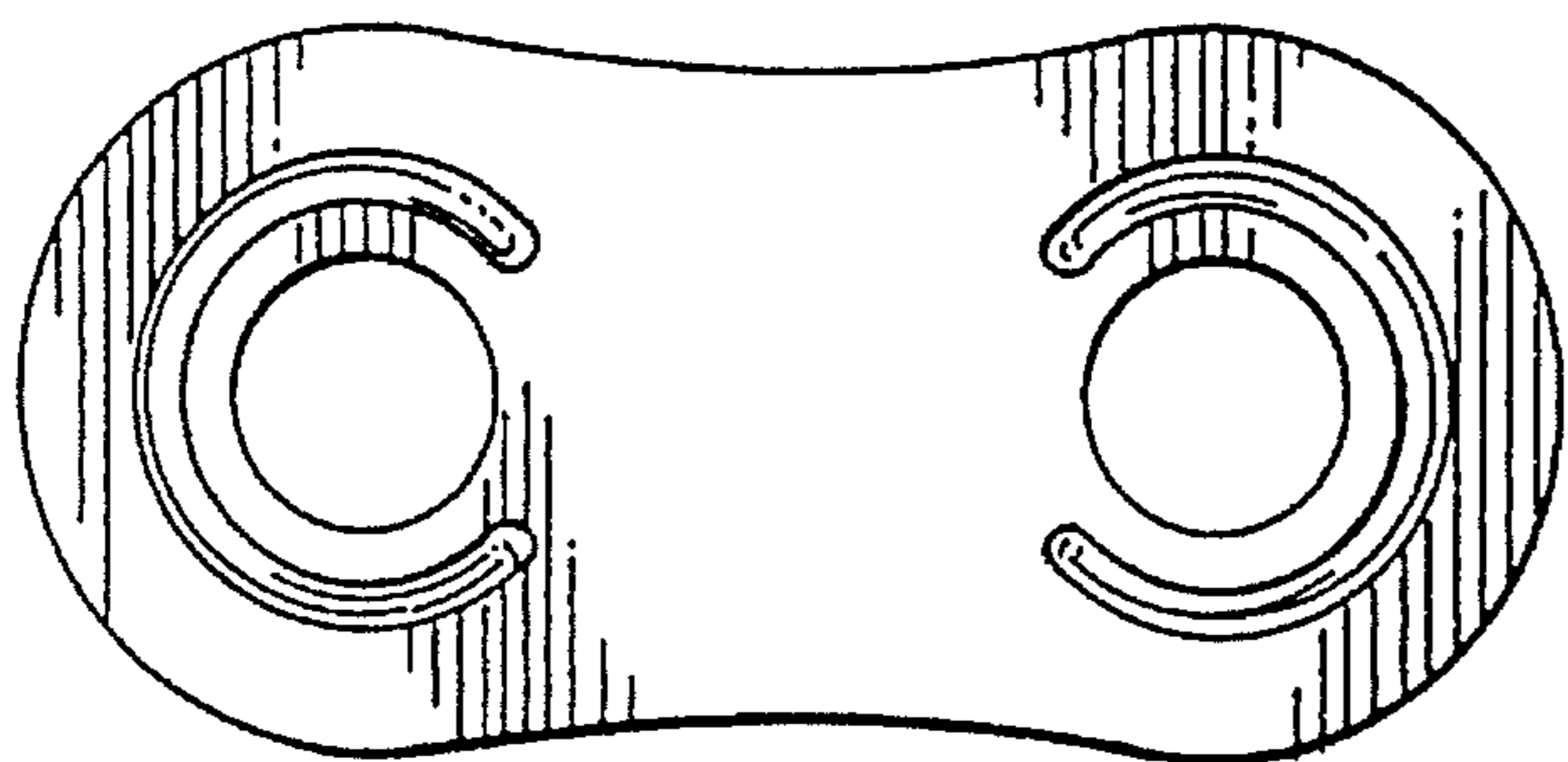


Fig. 2

Fig. 3

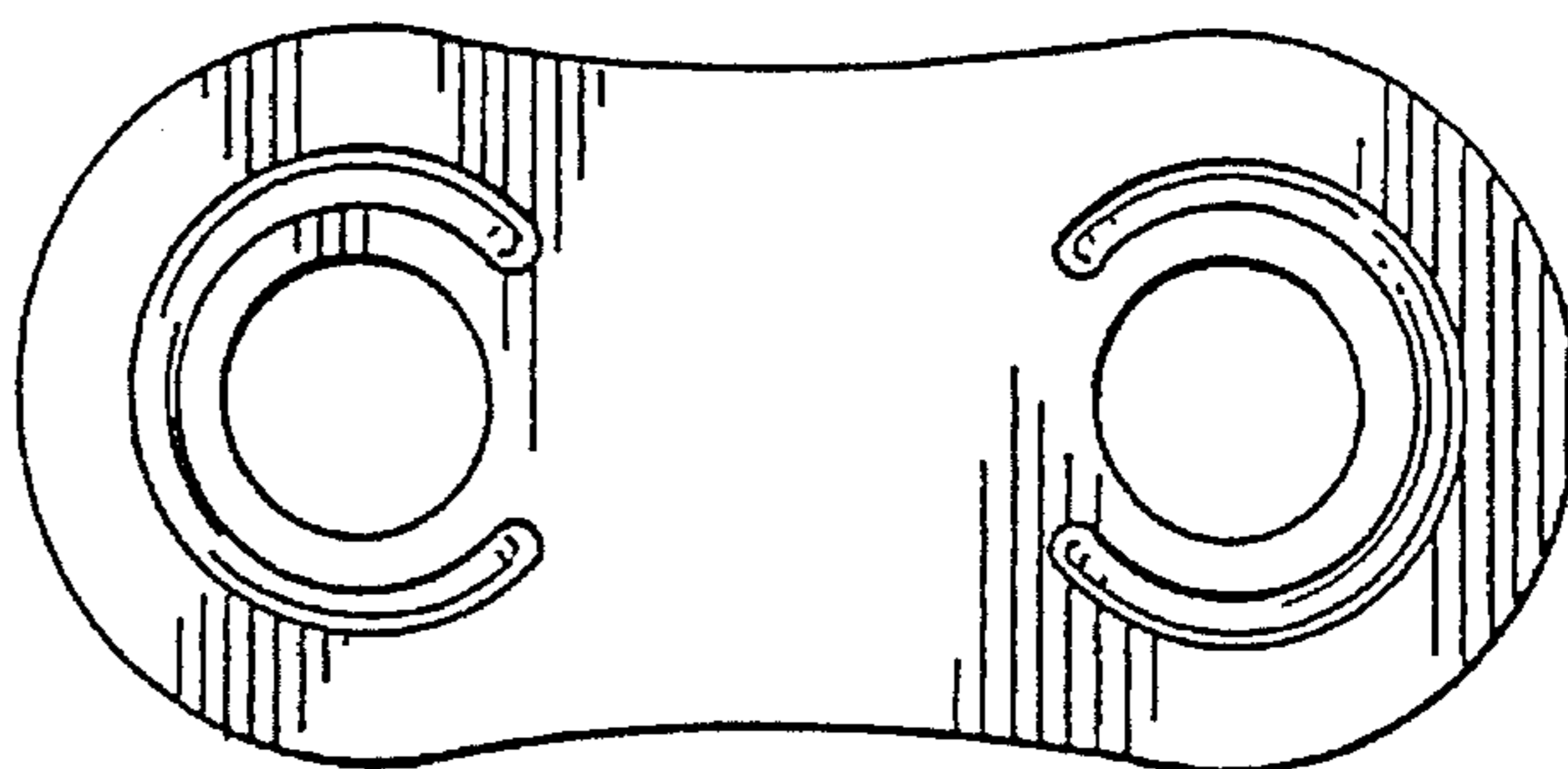


Fig. 4



Fig. 5

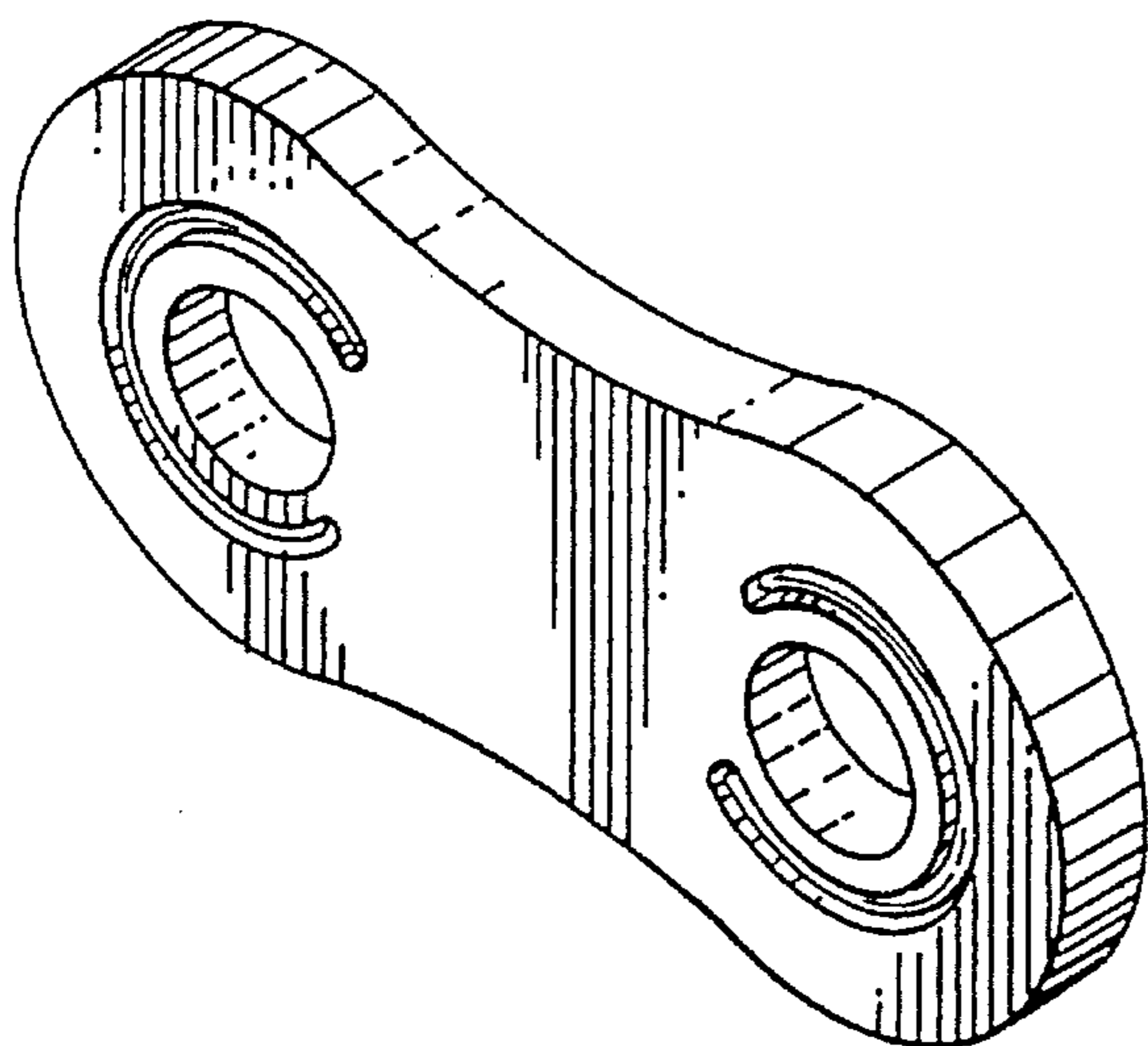


Fig. 1