



US00D373903S

# United States Patent [19]

Stützer et al.

[11] Patent Number: **Des. 373,903**

[45] Date of Patent: **\*\*Sep. 24, 1996**

[54] **TOOTHBRUSH**

3,538,359 11/1970 Barowski ..... 15/22.1 X  
4,791,945 12/1988 Moriyama ..... 15/22.1 X

[75] Inventors: **Franz A. Stützer**, Offenbach am Main;  
**Bernd Figur**, Schaaheim-Schlierbach,  
both of Germany

*Primary Examiner*—A. Hugo Word  
*Assistant Examiner*—Lavone D. Tabor  
*Attorney, Agent, or Firm*—Cohen, Pontani, Lieberman, Pavane

[73] Assignee: **Rowenta Werke GmbH**, Offenbach am Main, Germany

[57] **CLAIM**

[\*\*] Term: **14 Years**

The ornamental design for a toothbrush, as shown.

[21] Appl. No.: **23,468**

**DESCRIPTION**

[22] Filed: **May 25, 1994**

FIG. 1 is a front perspective view of the toothbrush of the present invention;

[30] **Foreign Application Priority Data**

FIG. 2 is a rear perspective view of the toothbrush of FIG. 1;

Nov. 25, 1993 [DE] Germany ..... M 93 09 070.6

[52] U.S. Cl. .... **D4/104; D4/101**

FIG. 3 is a front view in elevation of the toothbrush of FIG. 1;

[58] Field of Search ..... D4/101, 104-112,  
D4/134, 138; 15/22.1, 22.2, 143.1, 159.1,  
160, 167.1, 167.2

FIG. 4 is a rear view in elevation of the toothbrush of FIG. 1;

FIG. 5 is a side view in elevation of the toothbrush of FIG. 1 as seen from the right-hand side of FIG. 3;

FIG. 6 is a side view in elevation of the toothbrush of FIG. 1 as seen from the left-hand side of FIG. 3;

FIG. 7 is a top plan view of FIG. 4; and,

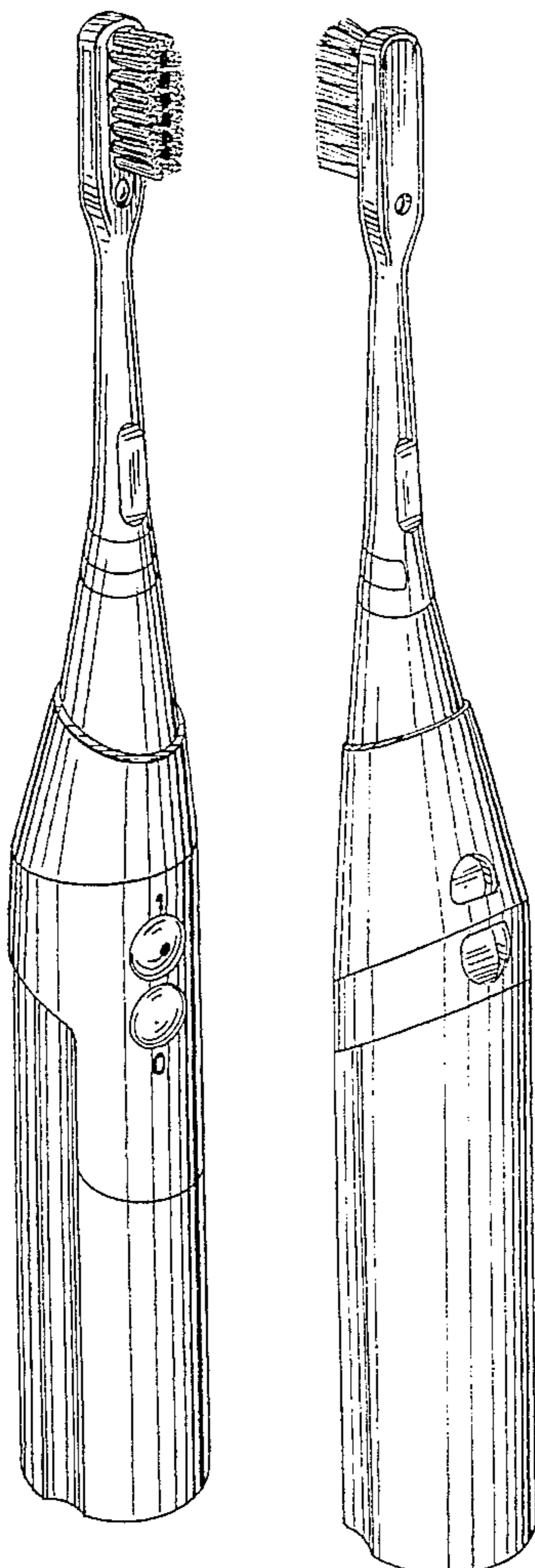
FIG. 8 is a bottom view of FIG. 4.

[56] **References Cited**

**U.S. PATENT DOCUMENTS**

D. 197,763 3/1964 Aymar ..... D4/101  
D. 324,774 3/1992 Elkerbout ..... D4/101

**1 Claim, 3 Drawing Sheets**



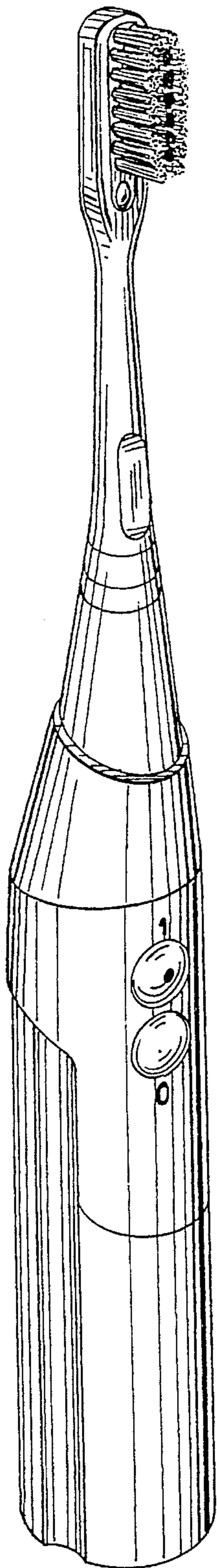


FIG. 1




FIG. 2

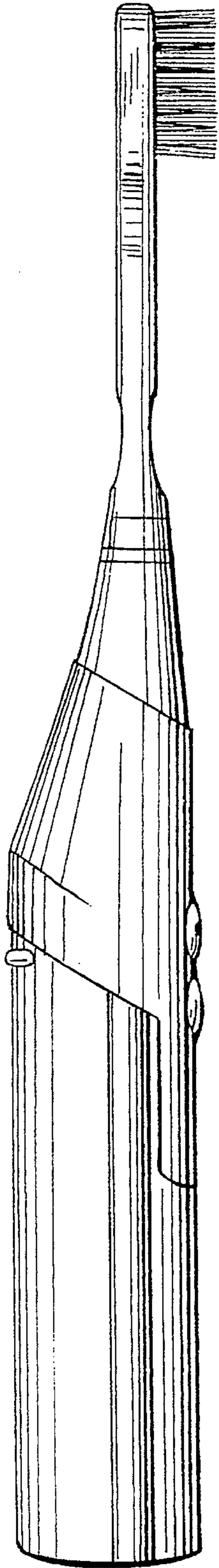


FIG. 6

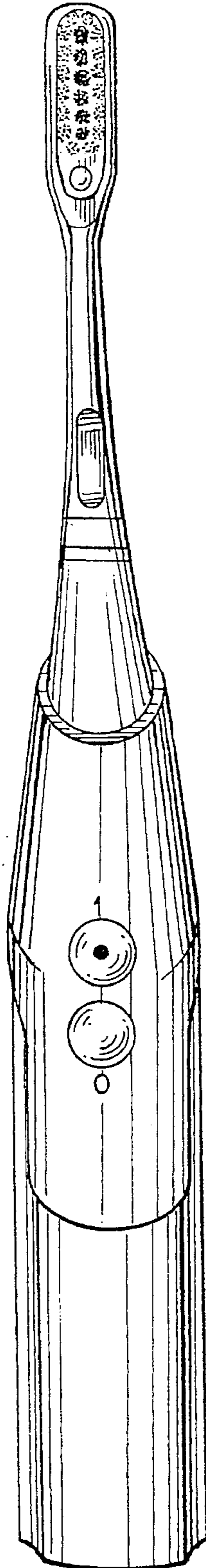


FIG. 3

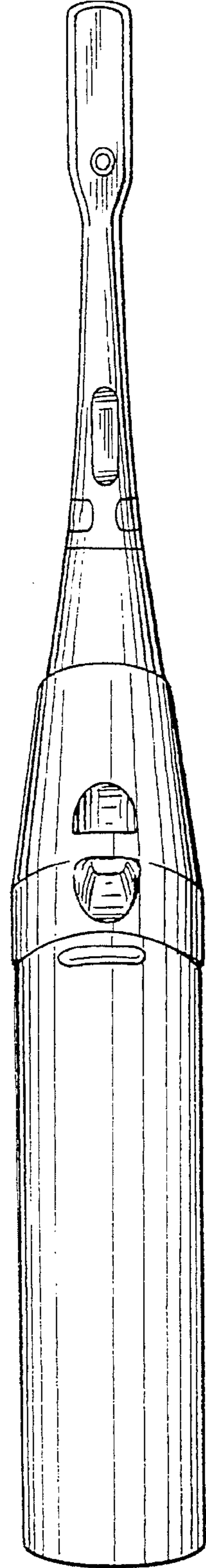


FIG. 4

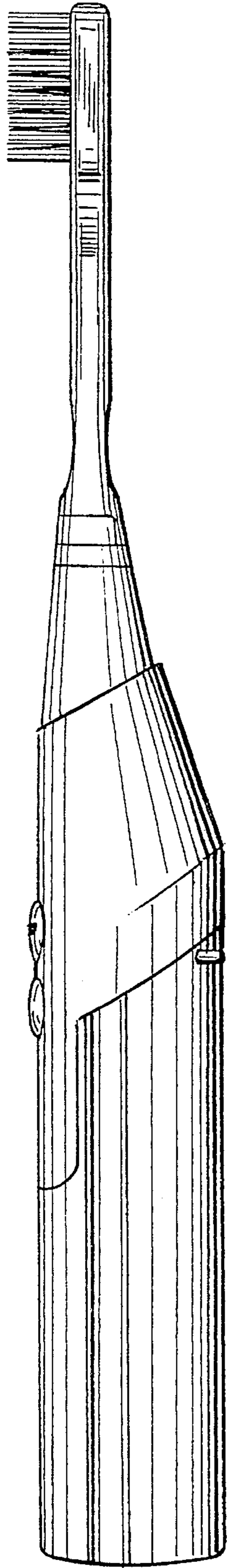


FIG. 5

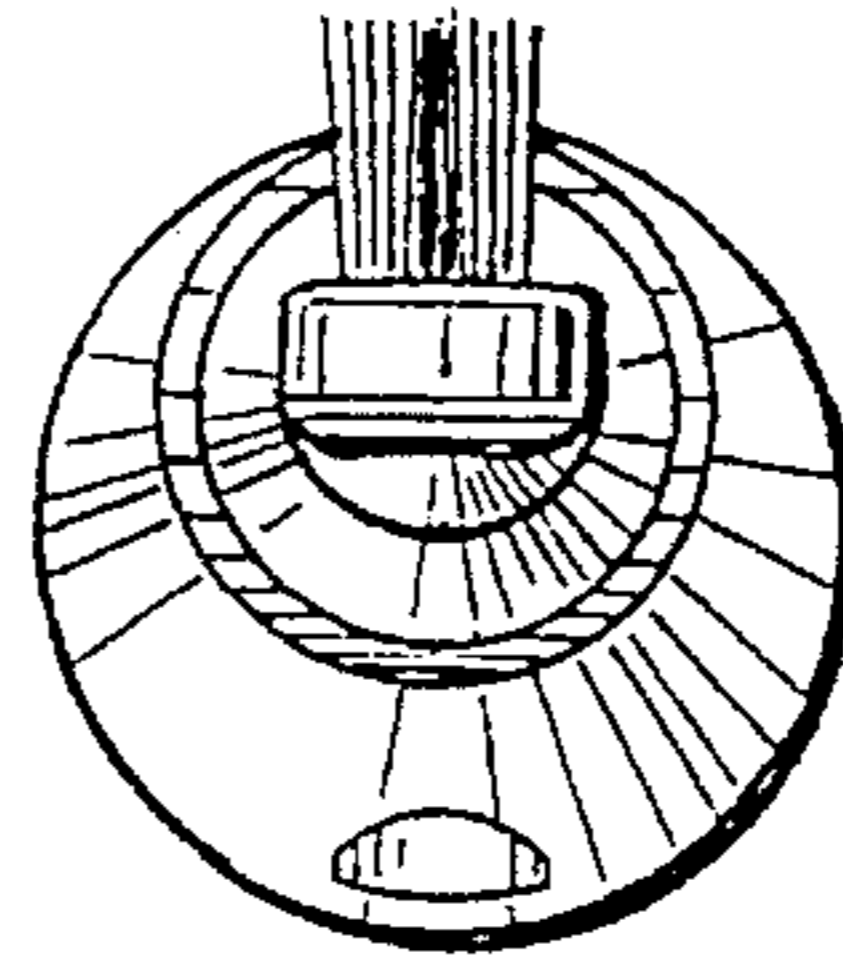


FIG. 7

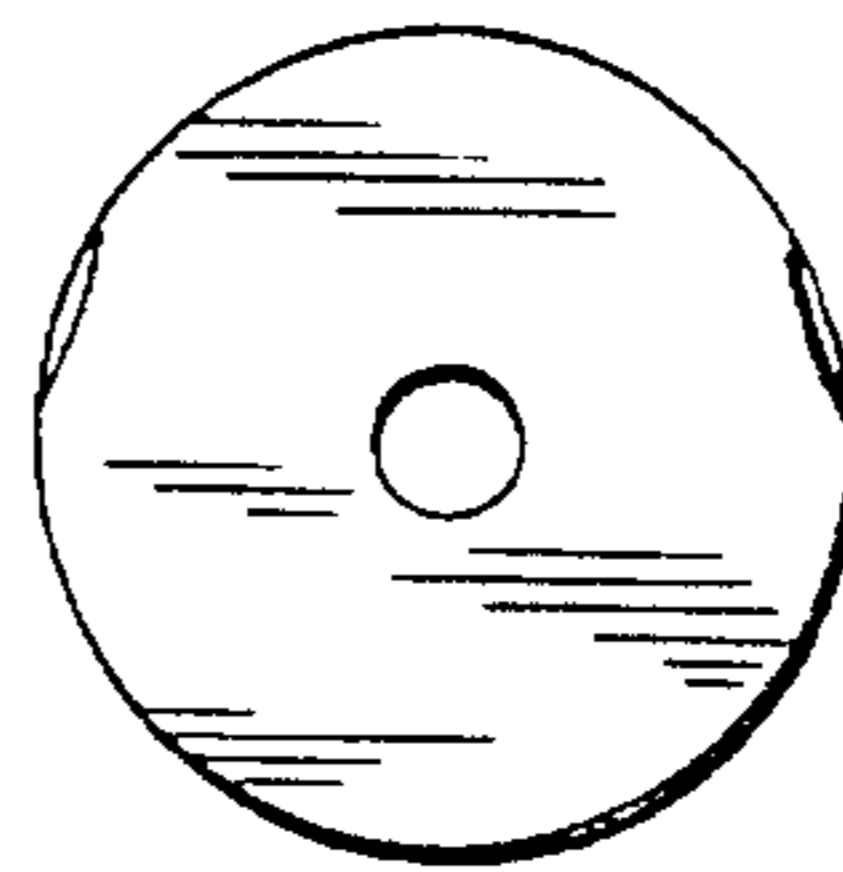


FIG. 8