



US00D373901S

# United States Patent [19]

[11] Patent Number: **Des. 373,901**

**Bergstedt**

[45] Date of Patent: **\*\*Sep. 24, 1996**

[54] **BOX FOR TOOL PARTS**

5,096,056 3/1992 Garcia ..... 220/527  
5,190,154 3/1993 Reusch ..... 220/522

[76] Inventor: **Peder Bergstedt**, Lokvägen 31c, S-260  
33 Påarp, Sweden

### OTHER PUBLICATIONS

[\*\*] Term: **14 Years**

Techni Tools Catalog, 1994, p. 33, Utility Boxes.

[21] Appl. No.: **25,639**

*Primary Examiner*—Philip S. Hyder  
*Attorney, Agent, or Firm*—Ostrolenk, Faber, Gerb & Soffen,  
LLP

[22] Filed: **Jul. 7, 1994**

[30] **Foreign Application Priority Data**

### [57] CLAIM

Jan. 11, 1994 [SE] Sweden ..... 94-0042

The ornamental design for a box for tool parts, as shown and described.

[52] U.S. Cl. .... **D3/294; D3/905**

### DESCRIPTION

[58] **Field of Search** ..... D3/282, 284, 294,  
D3/313, 905, 273; 220/521, 522, 337, 338;  
D9/415, 420, 423; 206/379, 373, 45.13,  
375

FIG. 1 is a front view of a box for tool parts showing my new design;

FIG. 2 is a left side view of FIG. 1 thereof;

FIG. 3 is a right side view thereof; and

FIG. 4 is a bottom view thereof; and,

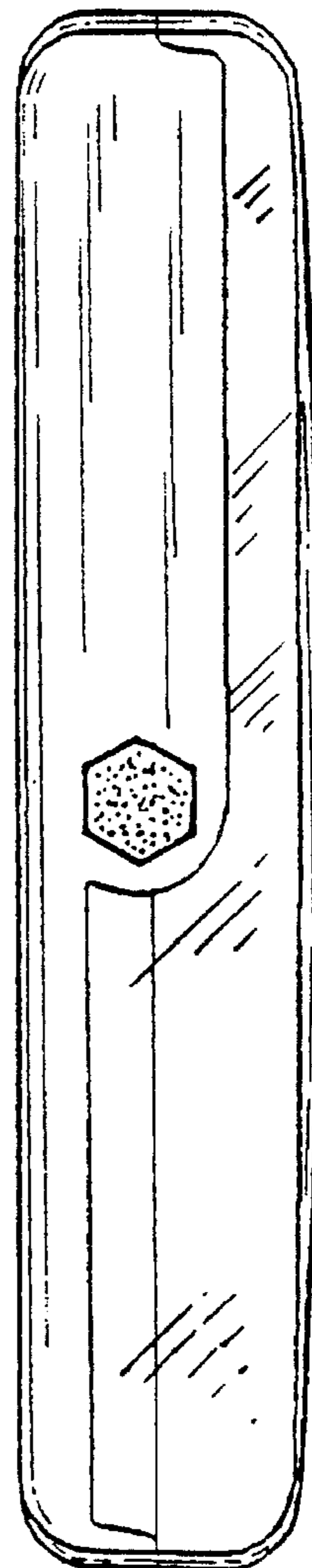
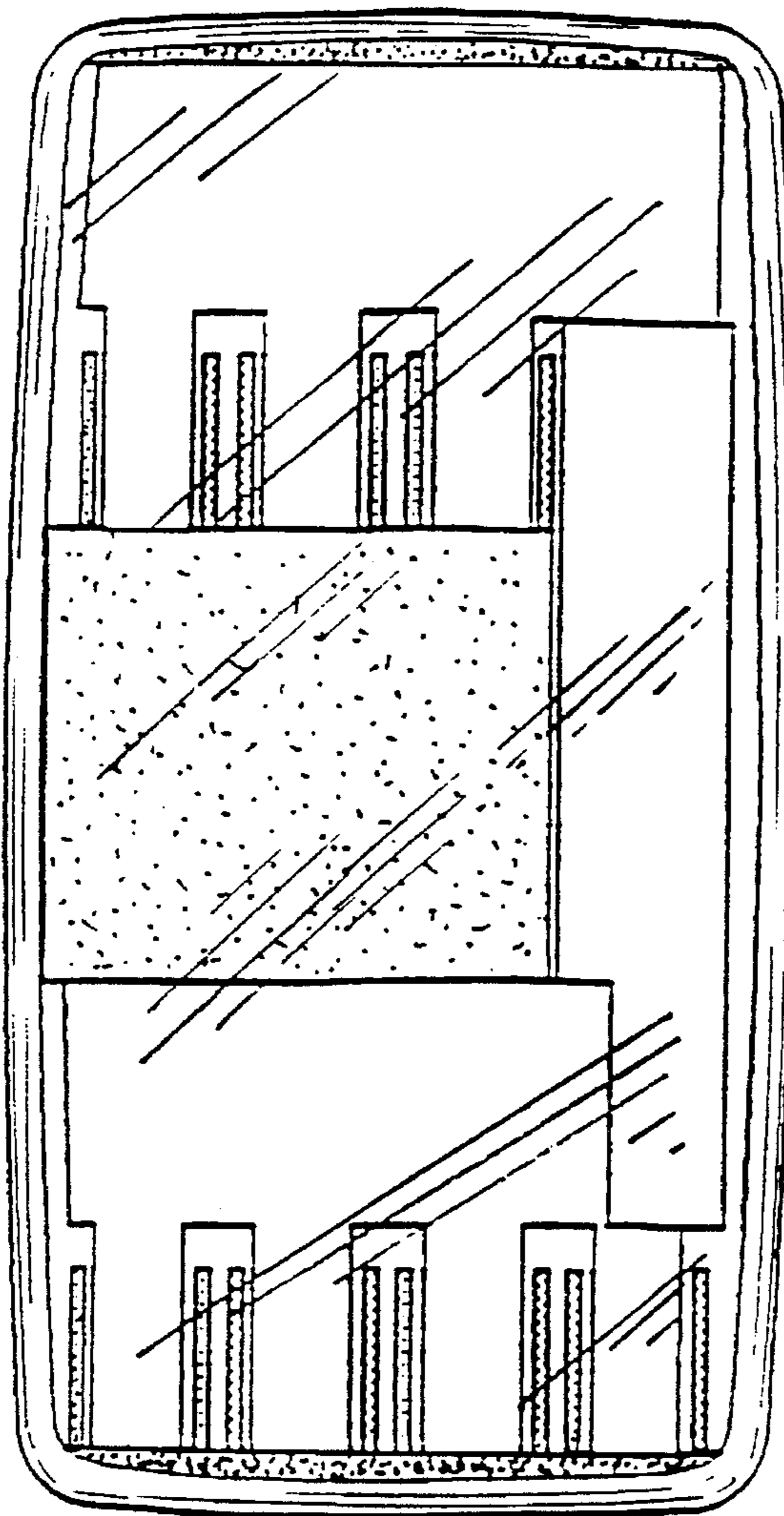
FIG. 5 is a rear view thereof.

[56] **References Cited**

#### U.S. PATENT DOCUMENTS

D. 273,427 4/1984 Barradas ..... D3/901  
4,930,628 6/1990 Bridges ..... 206/373

**1 Claim, 2 Drawing Sheets**



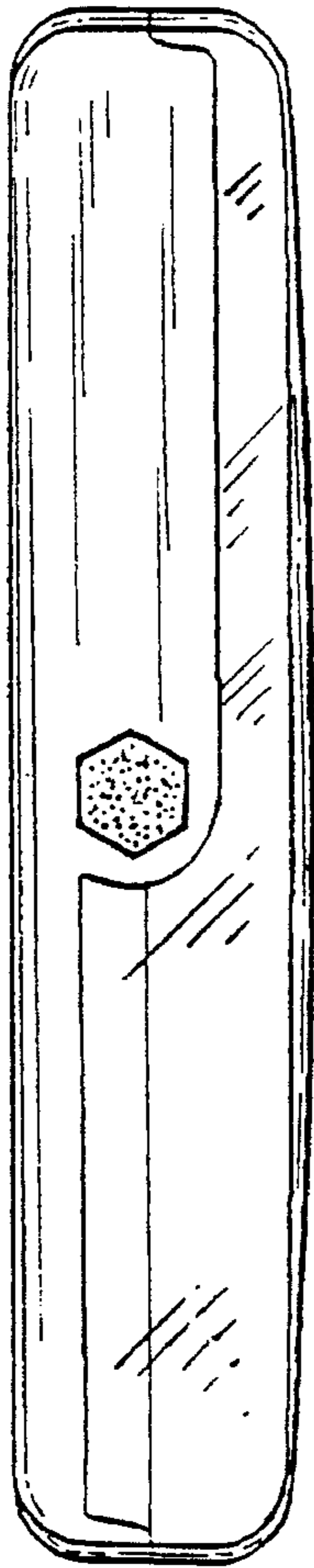


FIG. 2

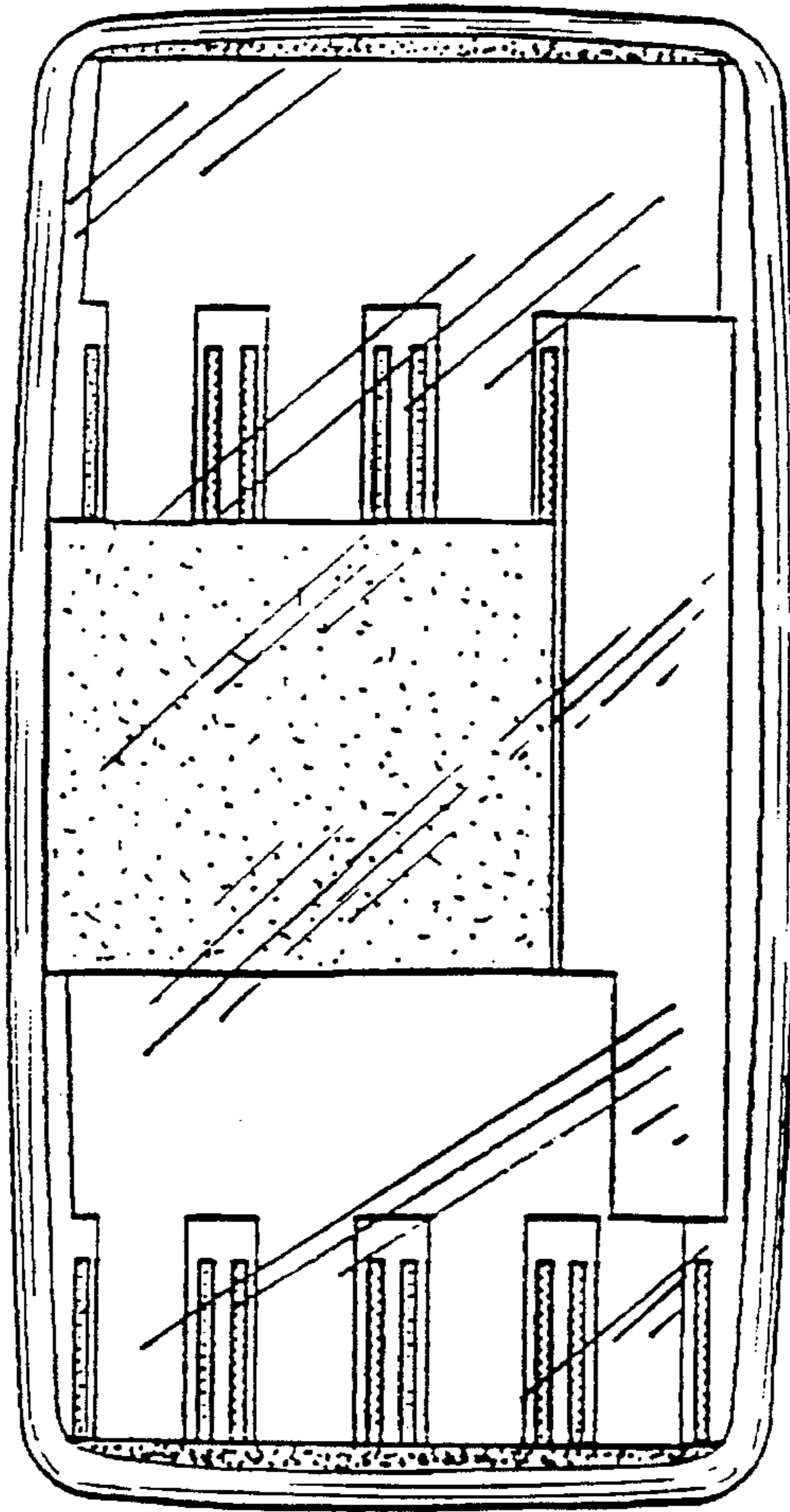


FIG. 1

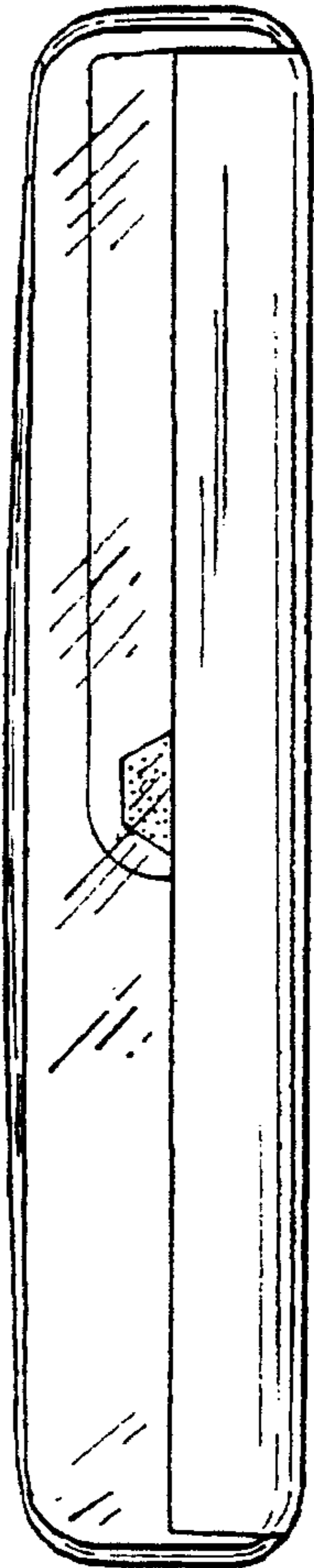


FIG. 3




FIG. 4




FIG. 5