



US00D373899S

United States Patent [19]
Huang

[11] **Patent Number: Des. 373,899**
[45] **Date of Patent: **Sep. 24, 1996**

[54] **KEY RING**

D. 359,844 7/1995 MacDonald D3/207
4,425,772 1/1984 Brewer 70/456 R

[76] **Inventor: Yu-Hwei Huang**, No. 8, Lane 42, Sec. 2, Nan-Kan Rd, Lou-Choo Hsiang, Taoyuan Hsien, Taiwan

Primary Examiner—Ralf Seifert
Attorney, Agent, or Firm—Bacon & Thomas

[**] **Term: 14 Years**

[57] **CLAIM**

The ornamental design for a key ring, as shown.

[21] **Appl. No.: 42,596**

DESCRIPTION

[22] **Filed: Aug. 14, 1995**

[52] **U.S. Cl. D3/207**

[58] **Field of Search D3/207-212; 70/456 B, 70/456 R, 460; 24/31 C**

FIG. 1 is a top, front, perspective view of a key ring showing my new design;

FIG. 2 is a front view thereof;

FIG. 3 is a rear view thereof;

FIG. 4 is a right side view thereof, which is symmetric to the left side view;

FIG. 5 is a top view thereof; and,

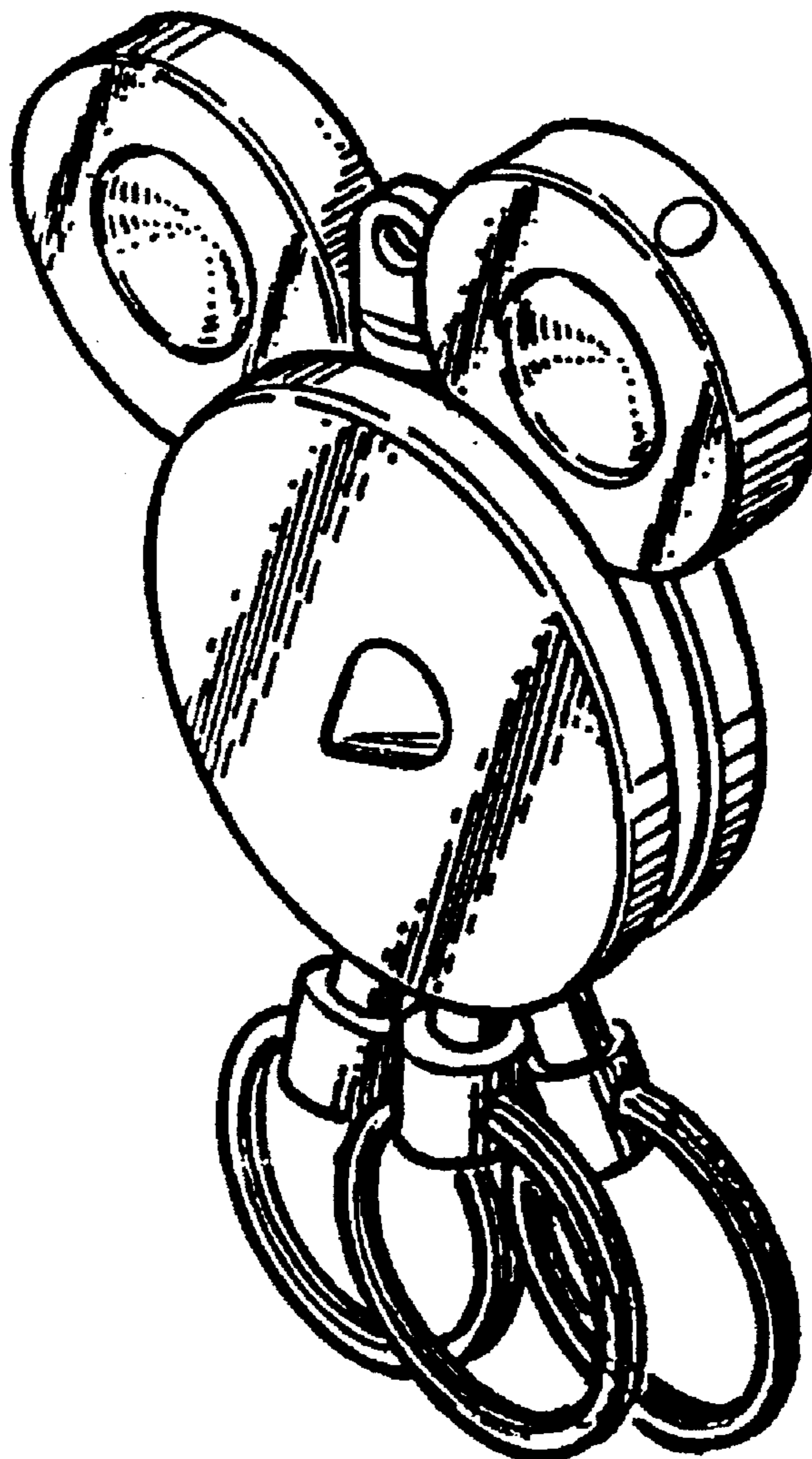
FIG. 6 is a bottom view thereof;

[56] **References Cited**

U.S. PATENT DOCUMENTS

D. 308,759	6/1990	Lui	D3/209
D. 310,600	9/1990	Hölterscheidt	D3/207
D. 351,278	10/1994	Stillwagon	D3/208
D. 356,440	3/1995	Stillwagon	D3/208

1 Claim, 4 Drawing Sheets






FIG. 1




FIG. 2




FIG. 3

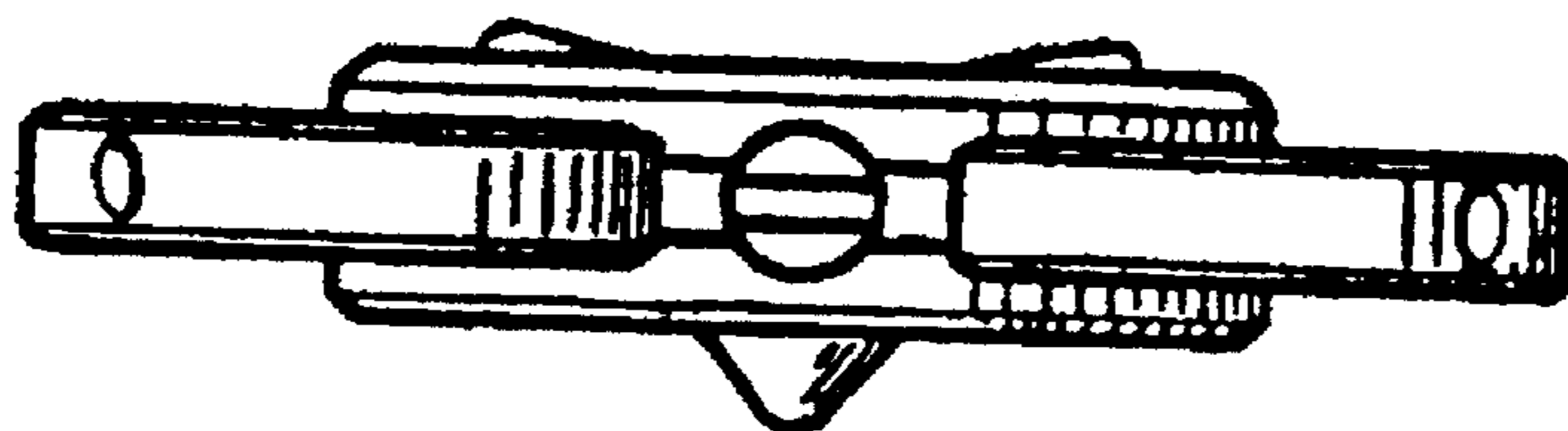


FIG. 4




FIG. 5

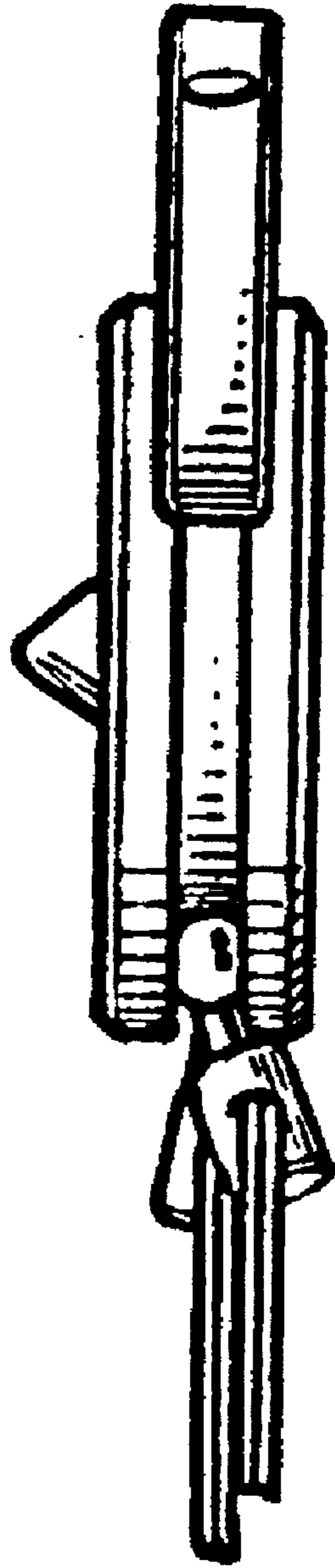


FIG. 6