



US00D373851S

United States Patent [19]

[11] Patent Number: **Des. 373,851**

Martinez

[45] Date of Patent: ****Sep. 17, 1996**

[54] HAIR BAND

[76] Inventor: **Lynnabeth Martinez**, 7349 Via Paseo del Sur, Suite 515-457, Scottsdale, Ariz. 85258

[**] Term: **14 Years**

[21] Appl. No.: **27,689**

[22] Filed: **Aug. 26, 1994**

[52] U.S. Cl. **D28/41**

[58] Field of Search D28/39-41; D2/606, D2/976; D11/3, 184; 132/273, 275, 246; 2/174

OTHER PUBLICATIONS

Hong Kong Enterprise Oct. 1989 1) p. 337: item # B502/433; 2) p. 338: item # H-10-151B -circled.

Hong Kong Enterprise Feb./1993 p. 441: bows on left in 3rd and 4th rows from top.

Smith, et al. *Bunchies* Possibilities of Denver, Co. 1992. p. 20: Tress Tie on right.

Primary Examiner—Ted Shooman

Assistant Examiner—C. Tuttle

Attorney, Agent, or Firm—Gregory J. Nelson

[57] CLAIM

The ornamental design for a hair band, as shown and described.

[56] References Cited

U.S. PATENT DOCUMENTS

D. 177,007	3/1956	Bliss, Jr. et al.	D2/602
D. 315,036	2/1991	Leopold	D28/41
D. 354,153	1/1995	Marrese	D28/41
D. 355,974	2/1995	Jahn	D28/41
D. 356,393	3/1995	Revson	D28/41
D. 356,887	4/1995	Revson et al.	D28/41 X
1,221,172	4/1917	Hamilton	132/275
2,945,500	7/1960	Bolinger	D28/41 X
5,156,171	10/1992	Goodman	132/273 X
5,301,696	4/1994	Revson	D28/41 X

FOREIGN PATENT DOCUMENTS

1225532	8/1987	Canada .	
8118	of 1912	United Kingdom	132/275

DESCRIPTION

FIG. 1 is a front elevational view of a hair band showing my new design, the rear view being identical;

FIG. 2 is a top view thereof, the bottom view being identical;

FIG. 3 is a side elevational view thereof, the opposite side being identical;

FIG. 4 is a front elevational view of a second modified embodiment, the rear view being identical;

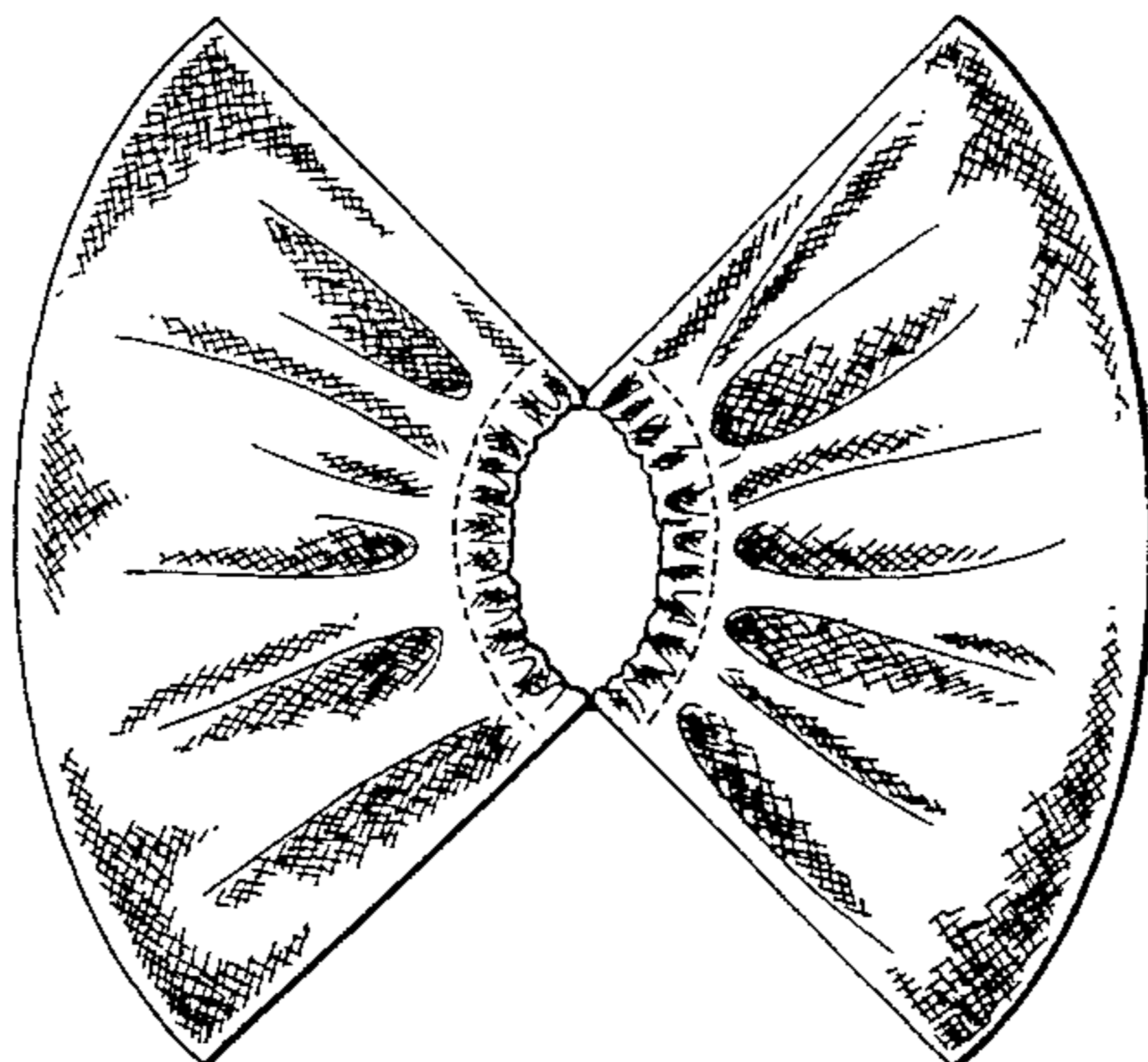
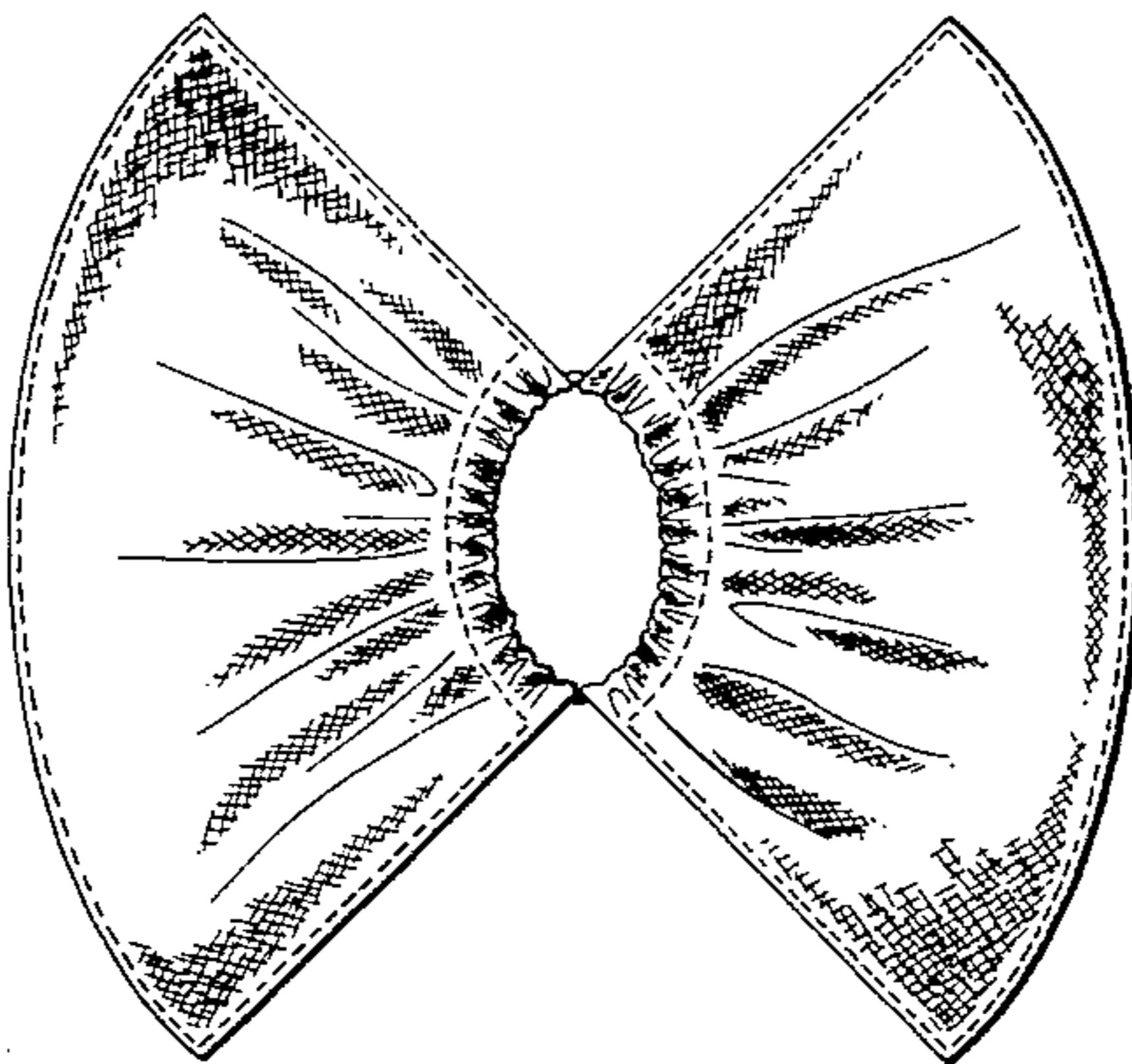
FIG. 5 is a top view thereof, the bottom view being identical;

FIG. 6 is a side elevational view thereof, the opposite side being identical; and,

FIG. 7 is a perspective view showing my new design in use.

The broken line showing the human form is for illustrative purposes only and forms no part of the claimed design.

1 Claim, 1 Drawing Sheet



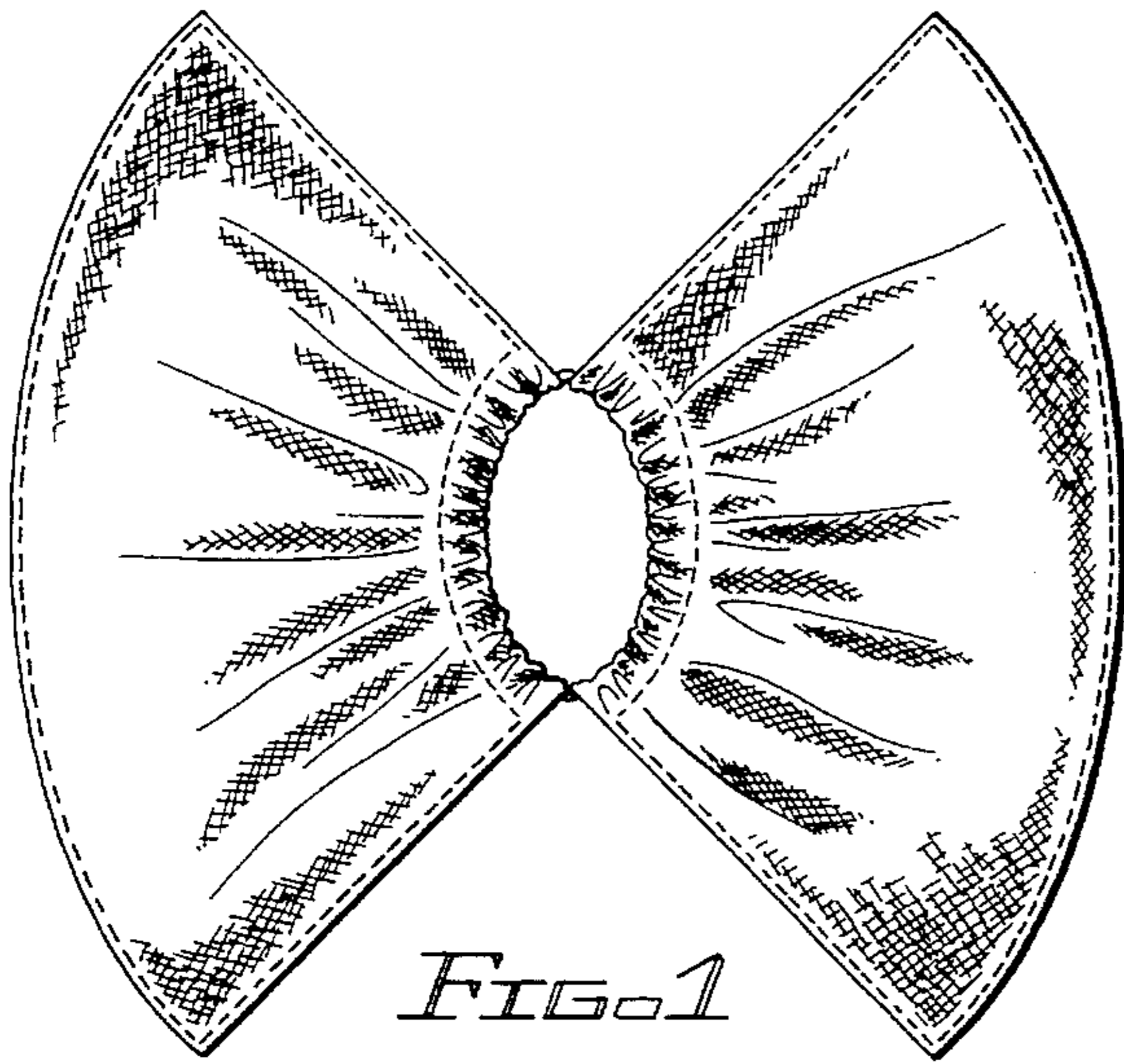


FIG. 1




FIG. 2




FIG. 7




FIG. 3

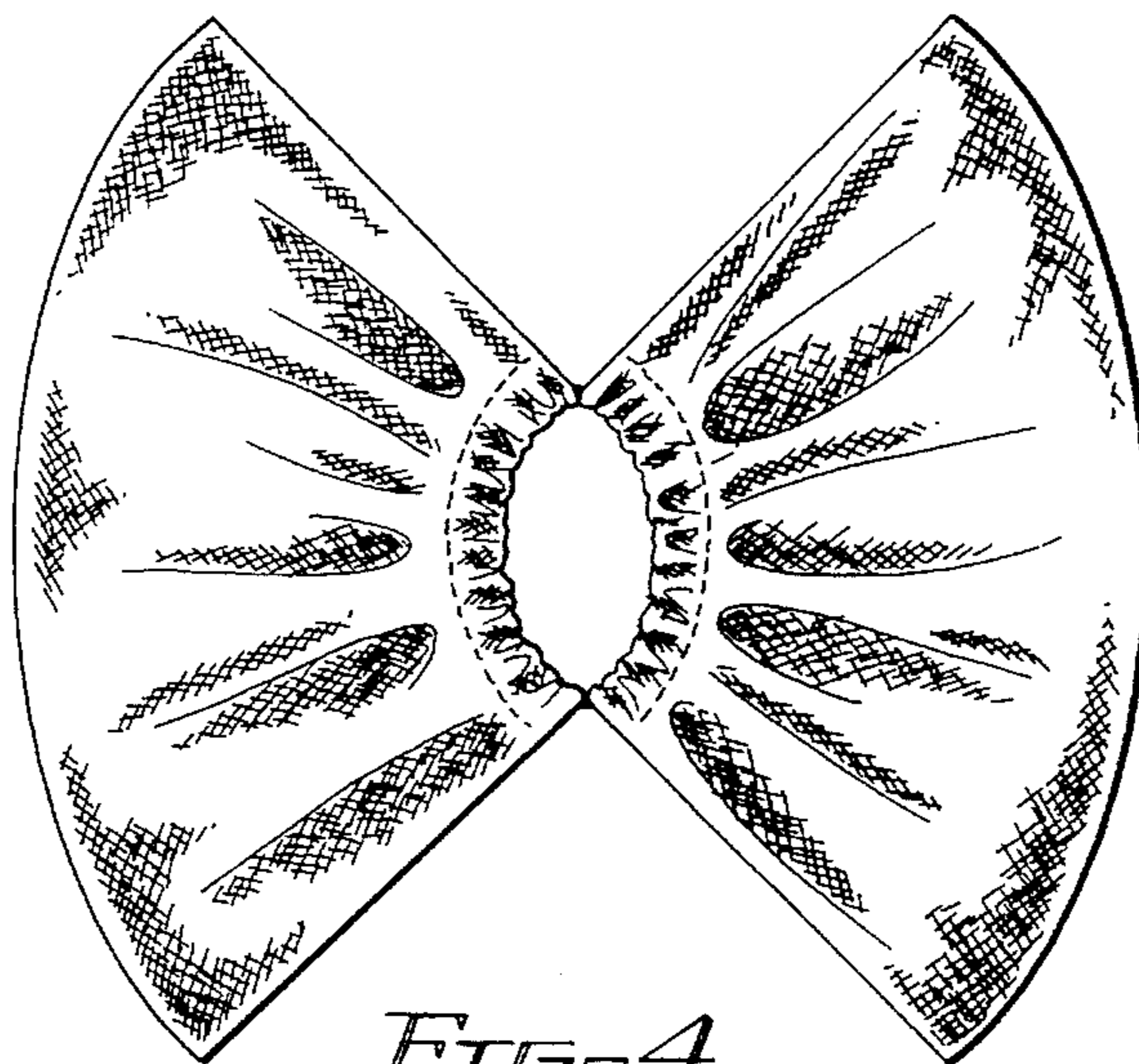


FIG. 4




FIG. 5



FIG. 6