



US00D373839S

United States Patent [19]

[11] Patent Number: **Des. 373,839**

Rasul

[45] Date of Patent: ****Sep. 17, 1996**

[54] **ILLUMINABLE INDICATOR FOR BICYCLE WHEELS**

D. 354,361 1/1995 Nadramia D26/28

[76] Inventor: **Mohamed Rasul**, 10 James Edward Drive, Markam, Ontario, Canada, L3S 1Y5

Primary Examiner—A. Hugo Word
Assistant Examiner—Marcus Jackson
Attorney, Agent, or Firm—Harpman & Harpman

[**] Term: **14 Years**

[57] **CLAIM**

[21] Appl. No.: **34,181**

The ornamental design for an illuminable indicator for bicycle wheels, as shown and described.

[22] Filed: **Jan. 30, 1995**

DESCRIPTION

[52] U.S. Cl. **D26/28**

FIG. 1 is a front, top and side perspective view of an illuminable indicator for bicycle wheels embodying the design of the present invention, with the broken line showing for illustrative purposes only and forming no part of the claimed design;

[58] Field of Search D26/28-35; D10/109, D10/111, 114, 115; 362/82, 83, 83.3; D12/179, 204

FIG. 2 is a top plan view thereof, the side opposite being a mirror image of the side shown in FIG. 2; and,

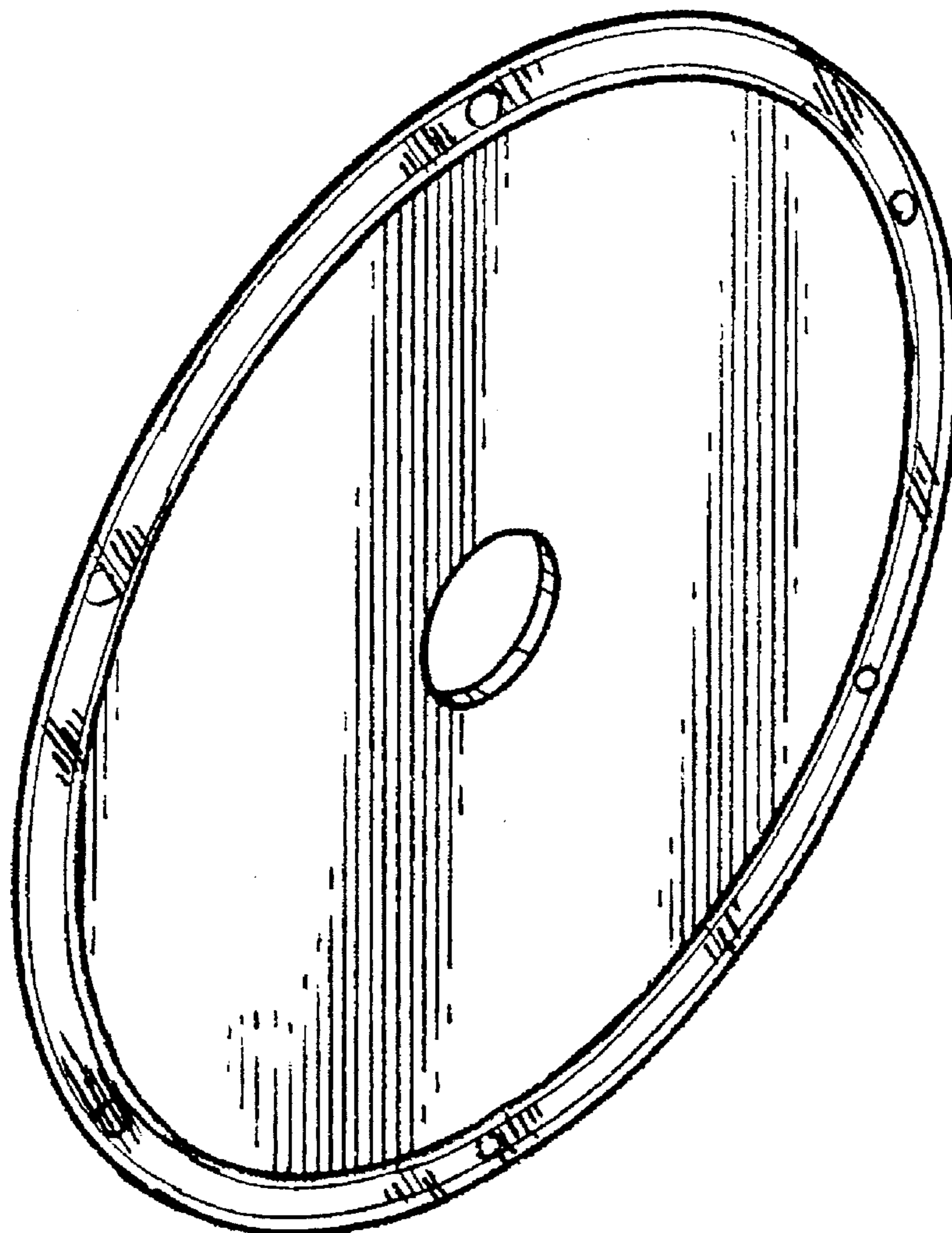
[56] **References Cited**

U.S. PATENT DOCUMENTS

FIG. 3 is a side elevational view thereof, the side opposite being a mirror image of the side shown in FIG. 3.

- D. 220,058 3/1971 Bernstein D26/28
- D. 291,420 8/1987 Kohl D10/114
- D. 311,148 10/1990 Yuen D10/114

1 Claim, 2 Drawing Sheets



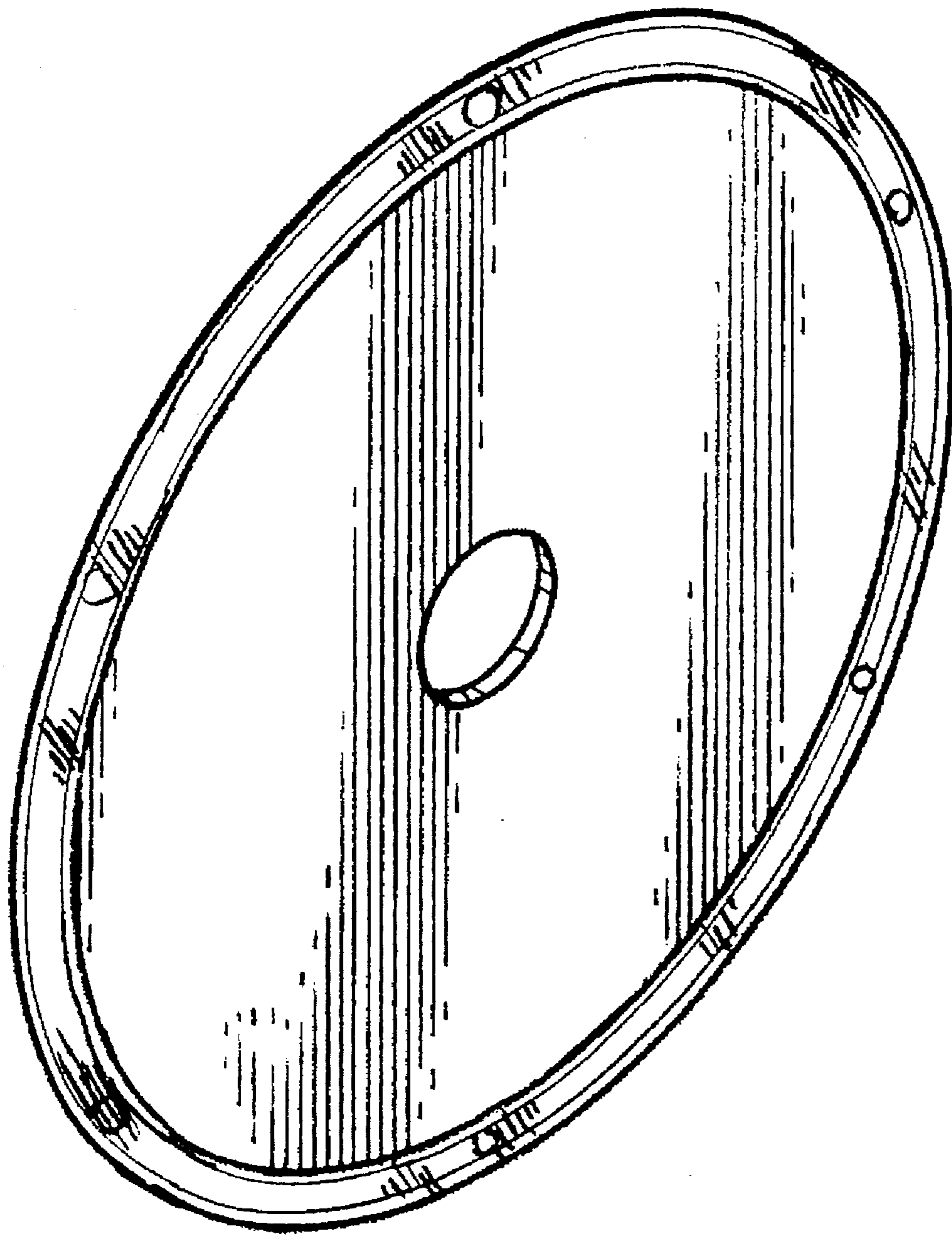


FIG. 1



FIG. 2

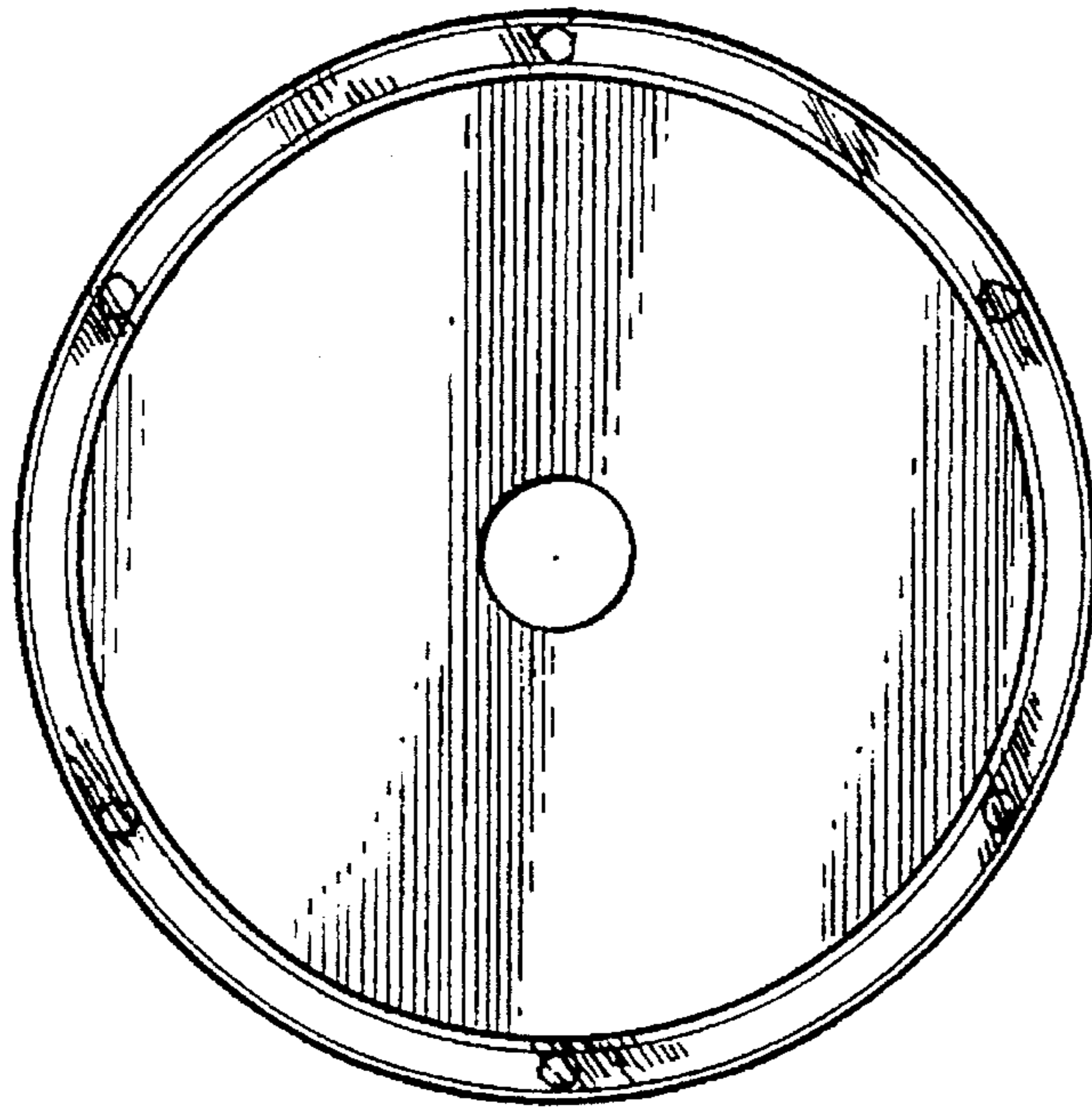


FIG. 3