



US00D373829S

United States Patent [19]

[11] Patent Number: **Des. 373,829**

Pallender

[45] Date of Patent: ****Sep. 17, 1996**

[54] **HOLDER FOR AN ASSAY DEVICE**

D. 361,842	8/1995	Nazareth et al.	D24/224 X
5,252,293	10/1993	Dubal et al.	436/169 X
5,262,067	11/1993	Wilk et al.	422/56 X
5,416,000	5/1995	Allen et al.	422/56 X

[75] Inventor: **Christopher C. Pallender**, Rise park, United Kingdom

[73] Assignee: **Applied Research Systems ARS Holding N.V.**, Netherlands

Primary Examiner—Antoine Duval Davis
Attorney, Agent, or Firm—Ostrolenk, Faber, Gerb & Soffen, LLP

[**] Term: **14 Years**

[21] Appl. No.: **38,624**

[57] **CLAIM**

[22] Filed: **May 3, 1995**

The ornamental design for a holder for an assay device, as shown and described.

[30] **Foreign Application Priority Data**

DESCRIPTION

Nov. 4, 1994 [GB] United Kingdom D2043095

[52] **U.S. Cl.** **D24/224**

[58] **Field of Search** D24/224, 227, D24/230, 232; 73/864.91; 356/244, 246; 422/56-61, 67, 69, 71, 100-104; 435/288.3, 7.1, 297.5, 970; 436/169, 532, 500, 508, 529-533, 808, 804, 807, 817

FIG. 1 is a front view of a holder for an assay device showing my new design;

FIG. 2 is a rear view thereof;

FIG. 3 is a right side view thereof, the left side view being a mirror image thereof;

FIG. 4 is a top view thereof; and,

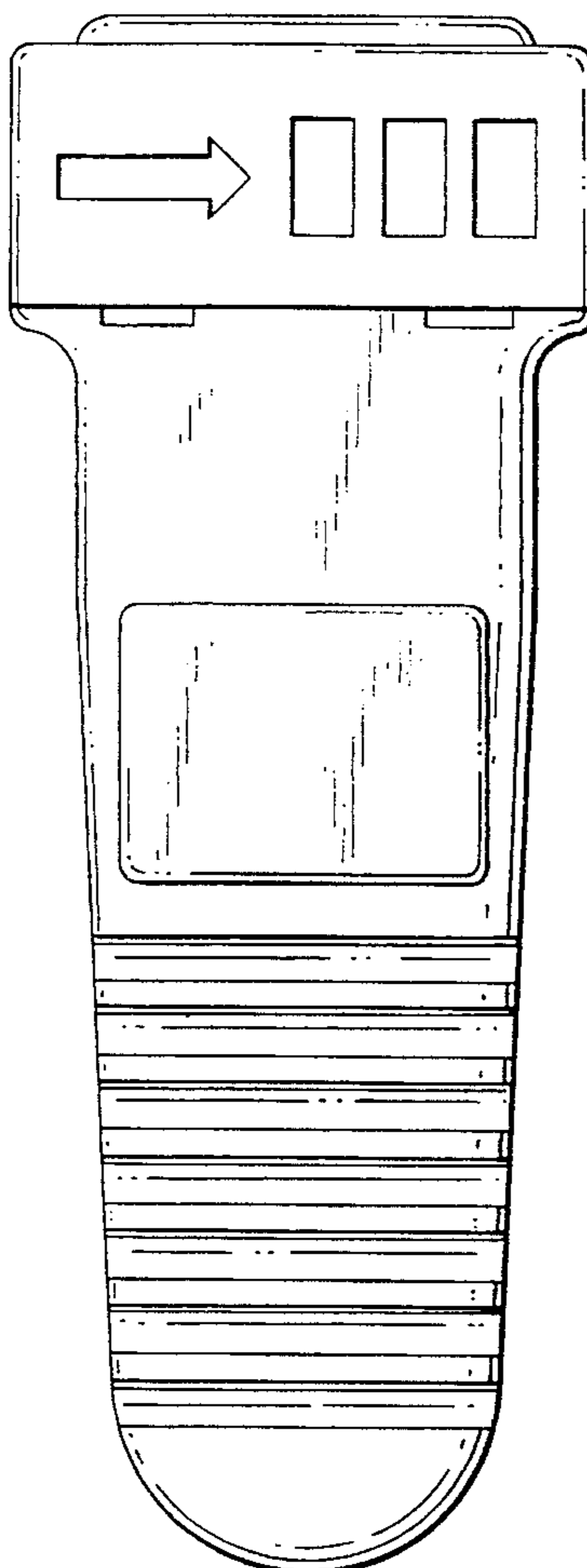
FIG. 5 is a bottom view thereof.

[56] **References Cited**

U.S. PATENT DOCUMENTS

D. 341,663 11/1993 Coulter D24/224 X

1 Claim, 2 Drawing Sheets






FIG. 1




FIG. 4

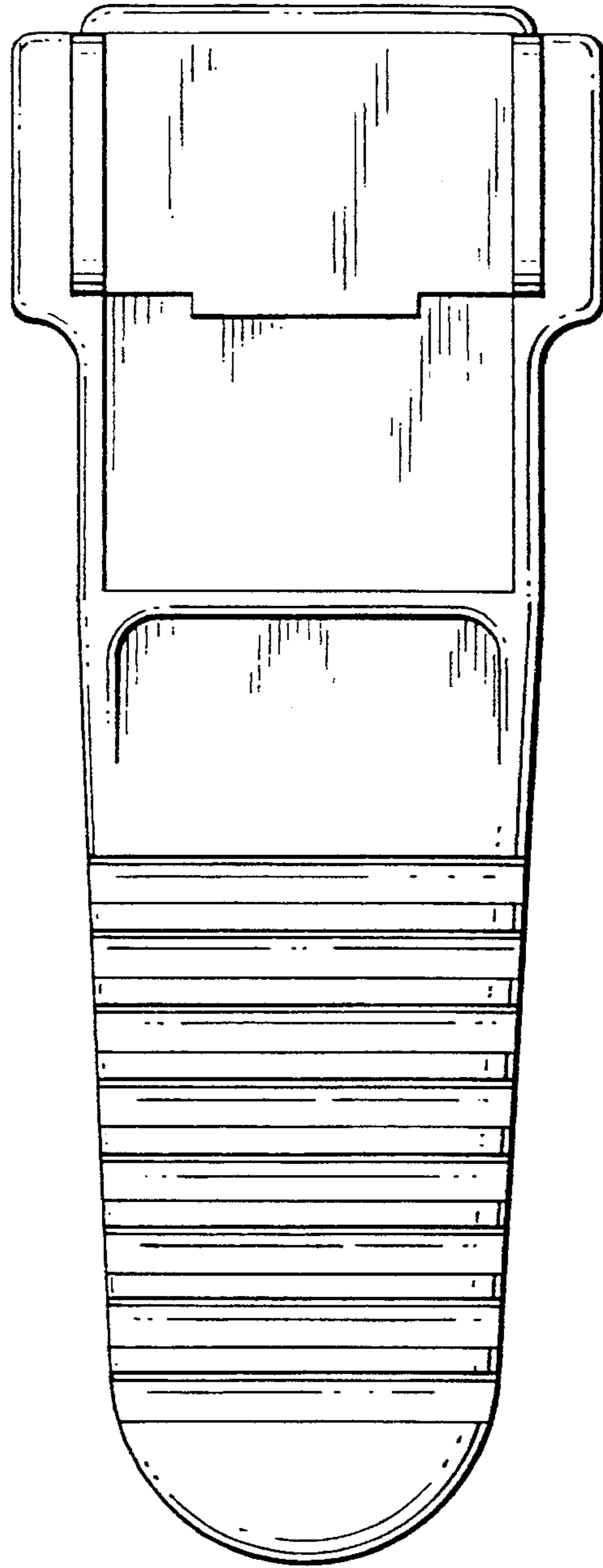


FIG. 2



FIG. 3




FIG. 5