



US00D373826S

**United States Patent** [19]  
**Pujals, Jr.**

[11] **Patent Number: Des. 373,826**  
[45] **Date of Patent: \*\*Sep. 17, 1996**

[54] **COMBINED PELVIC SUPPORT BELT AND PAD**

[76] Inventor: **Charles Pujals, Jr.**, 119 Fayette St.,  
Bridgeton, N.J. 08302

[\*\*] Term: **14 Years**

[21] Appl. No.: **925,627**

[22] Filed: **Aug. 6, 1992**

[52] U.S. Cl. .... **D24/190**

[58] Field of Search ..... D24/190, 191,  
D24/192; 602/20, 1; 2/311, 312

[56] **References Cited**

**U.S. PATENT DOCUMENTS**

D. 296,930	7/1988	Carabelli .....	D24/190
D. 338,533	8/1993	Burget et al. ....	D24/200 X
1,619,513	3/1927	Hittenberger .....	D24/190 X
2,562,355	7/1951	Grant .....	D24/190 X

*Primary Examiner*—Stella Reid

[57] **CLAIM**

The ornamental design for a combined pelvic support belt and pad, as shown and described.

**DESCRIPTION**

FIG. 1 is a perspective view of the pelvic support belt,

showing my new design;

FIG. 2 is a front elevational view thereof;

FIG. 3 is a rear elevational view thereof;

FIG. 4 is a top plan view thereof, the bottom plan view being identical;

FIG. 5 is a side elevational view thereof, the opposite side elevational view being identical;

FIG. 6 is a front elevational view of the pad;

FIG. 7 is a rear elevational view thereof;

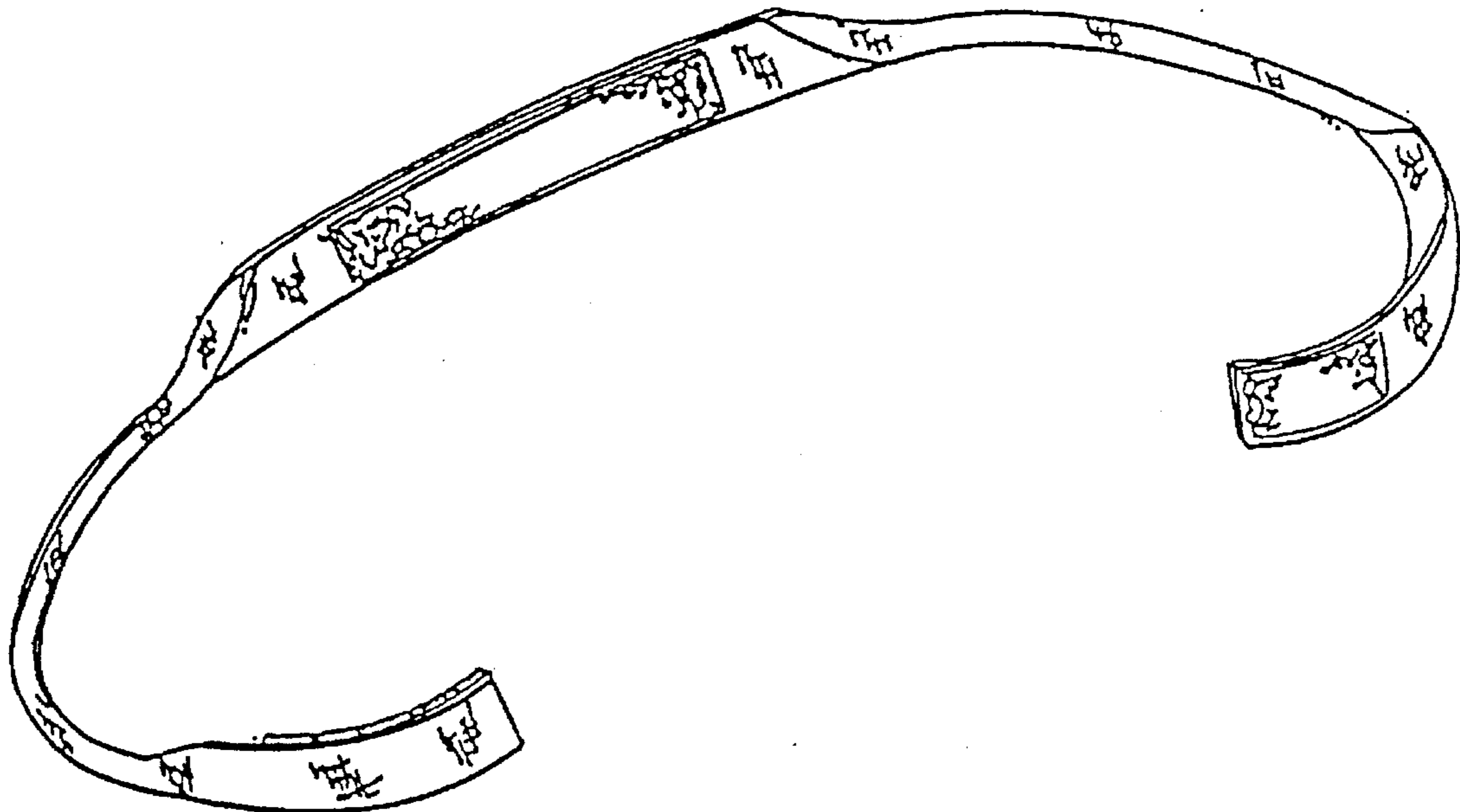
FIG. 8 is a side elevational view thereof, the opposite side elevational view being identical;

FIG. 9 is a fragmentary elevational view of the pelvic support belt with the pad attached thereto;

FIG. 10 is a top plan view thereof; and,

FIG. 11 is a fragmentary view of the pelvic support belt with the pad detached.

**1 Claim, 1 Drawing Sheet**




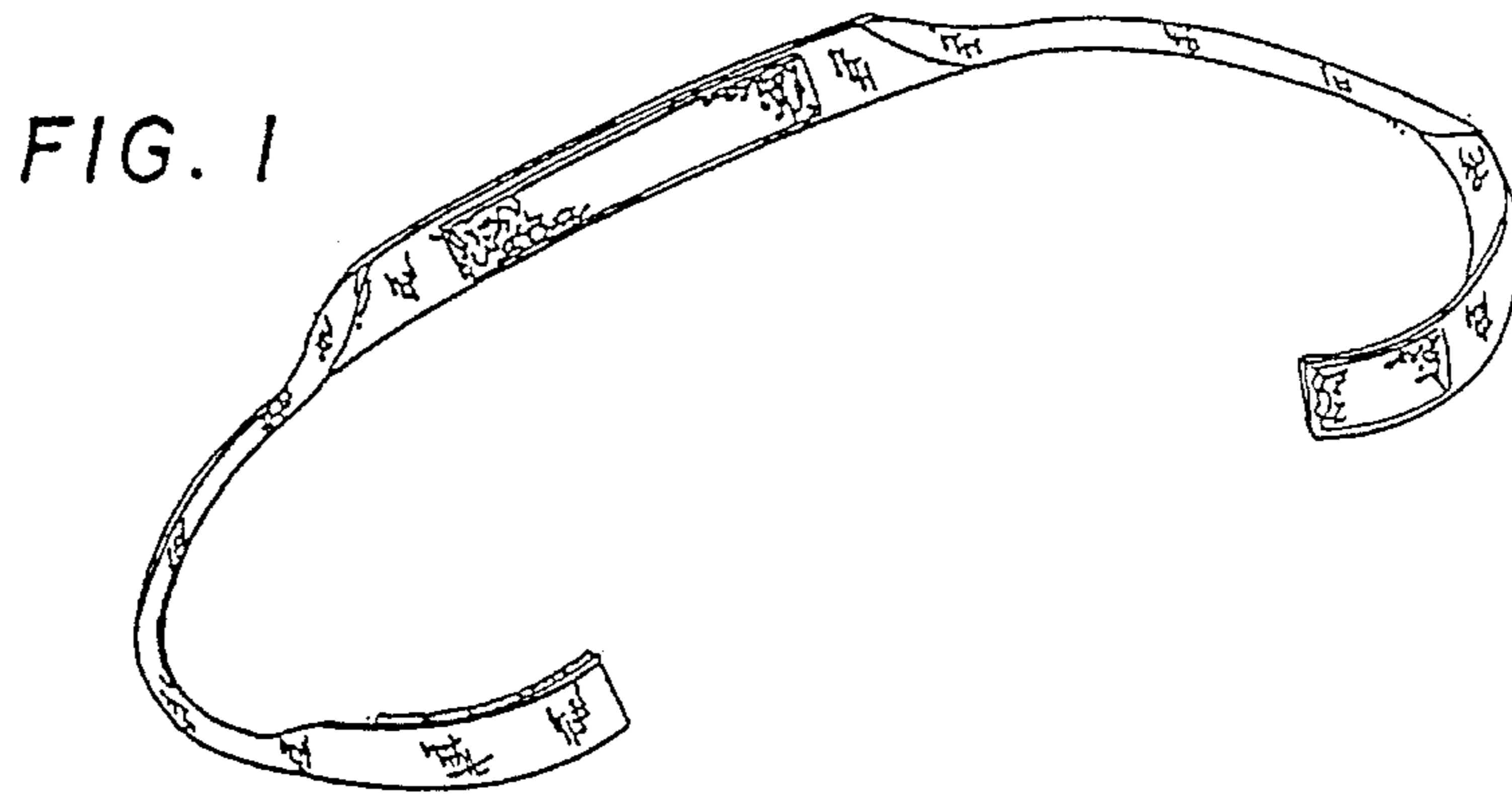


FIG. 2



FIG. 3




FIG. 4



FIG. 5




FIG. 6

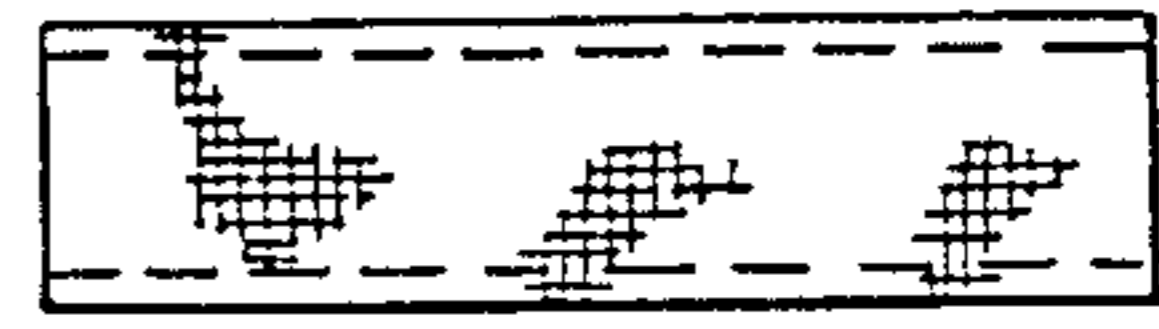


FIG. 7



FIG. 8




FIG. 9



FIG. 10




FIG. 11