



US00D373821S

United States Patent [19]

Thompson et al.

[11] Patent Number: **Des. 373,821**

[45] Date of Patent: ****Sep. 17, 1996**

[54] **FRONT PANEL FOR A ROOM AIR CONDITIONER**
[75] Inventors: **Christopher M. Thompson**, Nashville;
Brian J. Phillips, Smyrna, both of
Tenn.

[73] Assignee: **Whirlpool Corporation**, Benton
Harbor, Mich.

[**] Term: **14 Years**

[21] Appl. No.: **43,860**

[22] Filed: **Sep. 13, 1995**

Related U.S. Application Data

[62] Division of Ser. No. 007,404, Apr. 22, 1993, Pat. No. Des.
366,105.
[52] U.S. Cl. **D23/354; D23/351; D23/353**
[58] Field of Search **D23/351, 353,**
D23/354, 333; 454/201-203; 62/262

[56] References Cited

U.S. PATENT DOCUMENTS

D. 263,495 3/1982 Hoyle D23/354

D. 277,309 1/1985 Yamamoto D23/354
D. 284,305 6/1986 Lapychak et al. D23/354
D. 310,261 8/1990 Chol D23/353
D. 310,410 9/1990 Lapychak et al. D23/354
5,081,849 1/1992 Thompson et al. 62/262

Primary Examiner—Lisa P. Lichtenstein
Attorney, Agent, or Firm—Thomas J. Roth; Robert O. Rice;
Thomas A. Schwyn

[57] CLAIM

The ornamental design for a front panel for a room air conditioner, as shown.

DESCRIPTION

FIG. 1 is a frontal three-quarter perspective view of a front panel for a room air conditioner or similar article showing our new design, the broken line showing of the air conditioner cabinet being for illustrative purposes only and forming no part of the claimed design;
FIG. 2 is a front elevational view thereof;
FIG. 3 is a top plan view thereof;
FIG. 4 is a bottom plan view thereof;
FIG. 5 is a right side elevational view thereof;
FIG. 6 is a left side elevational view thereof; and,
FIG. 7 is a rear elevational view thereof.

1 Claim, 3 Drawing Sheets

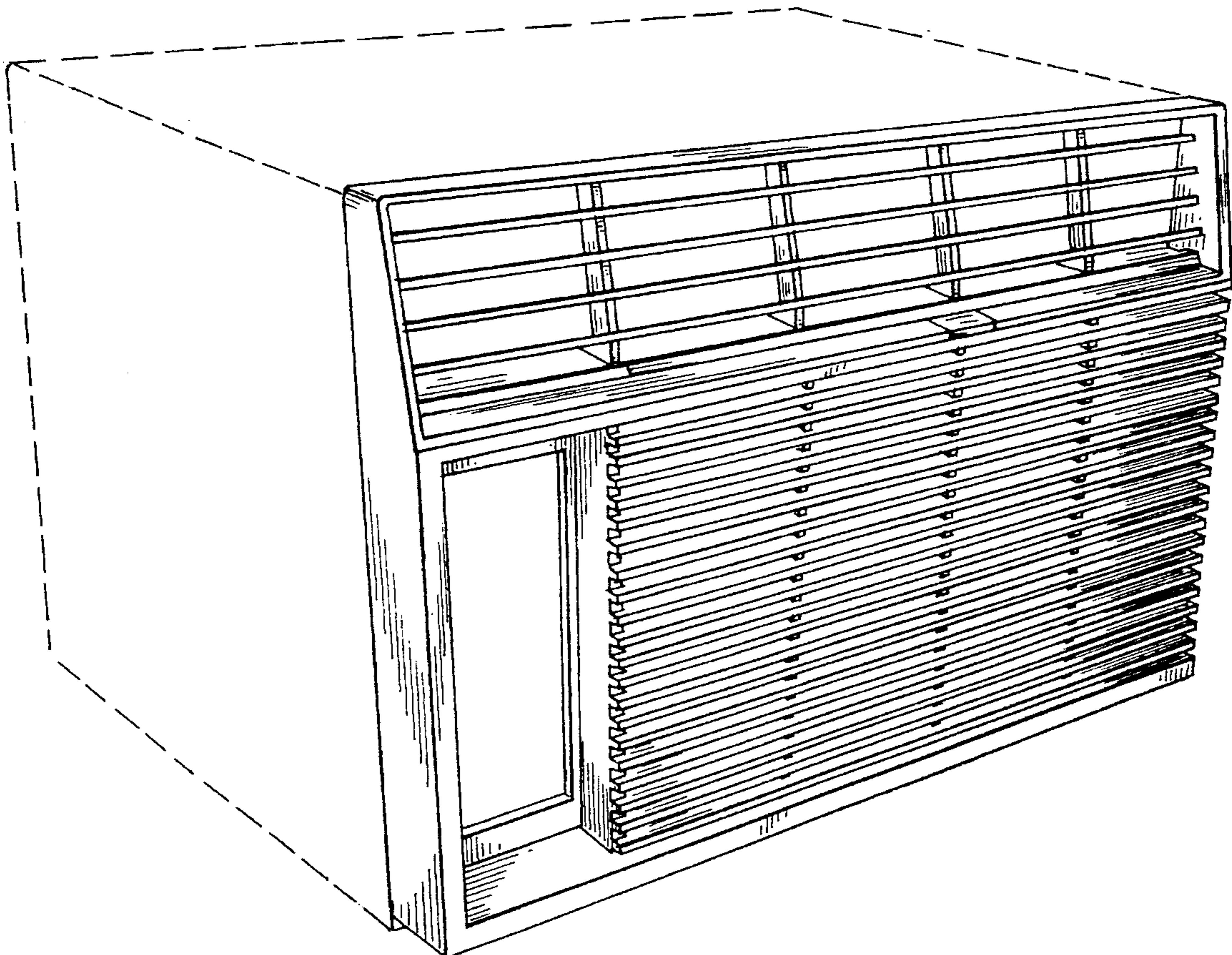


FIG. 1

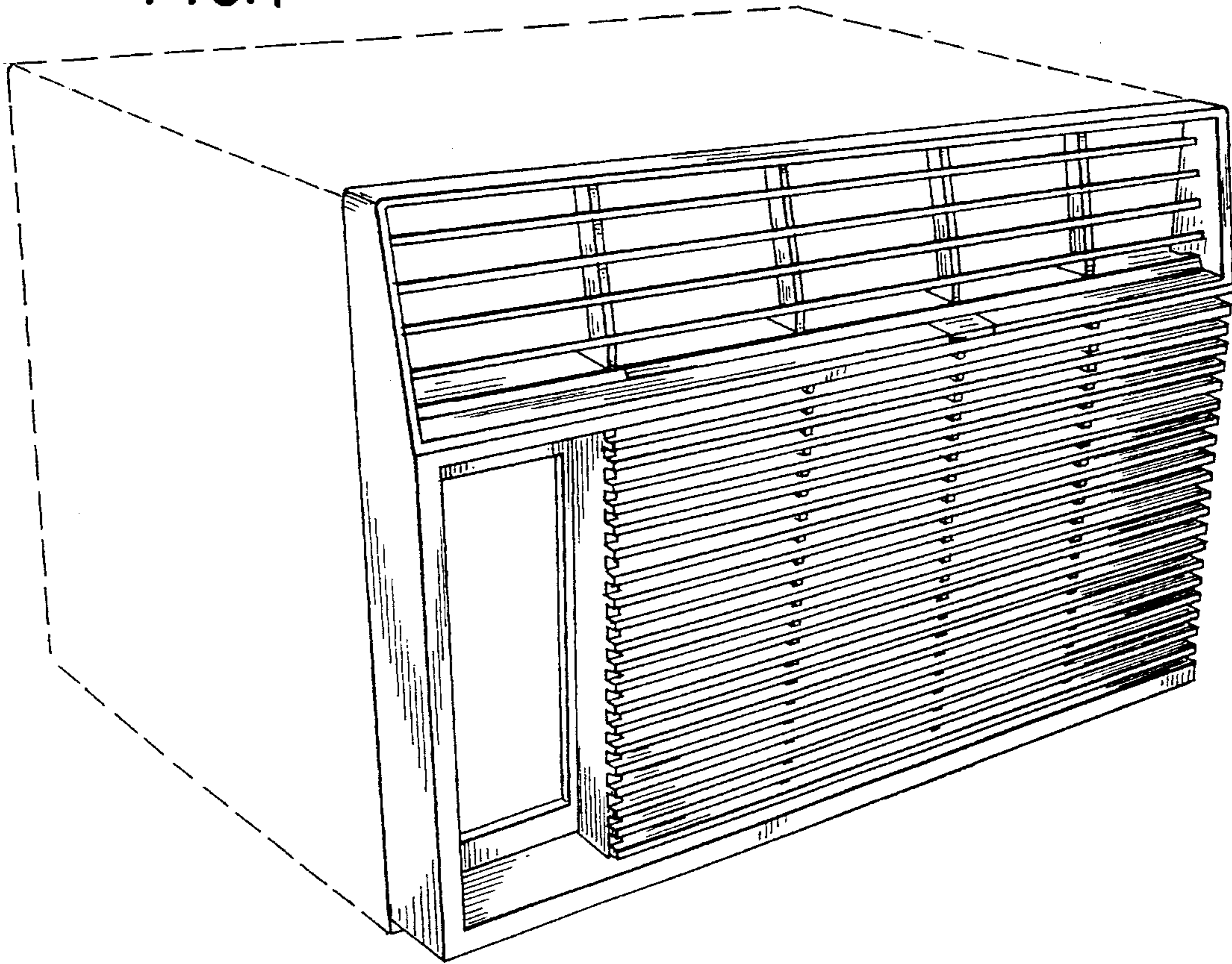


FIG. 2

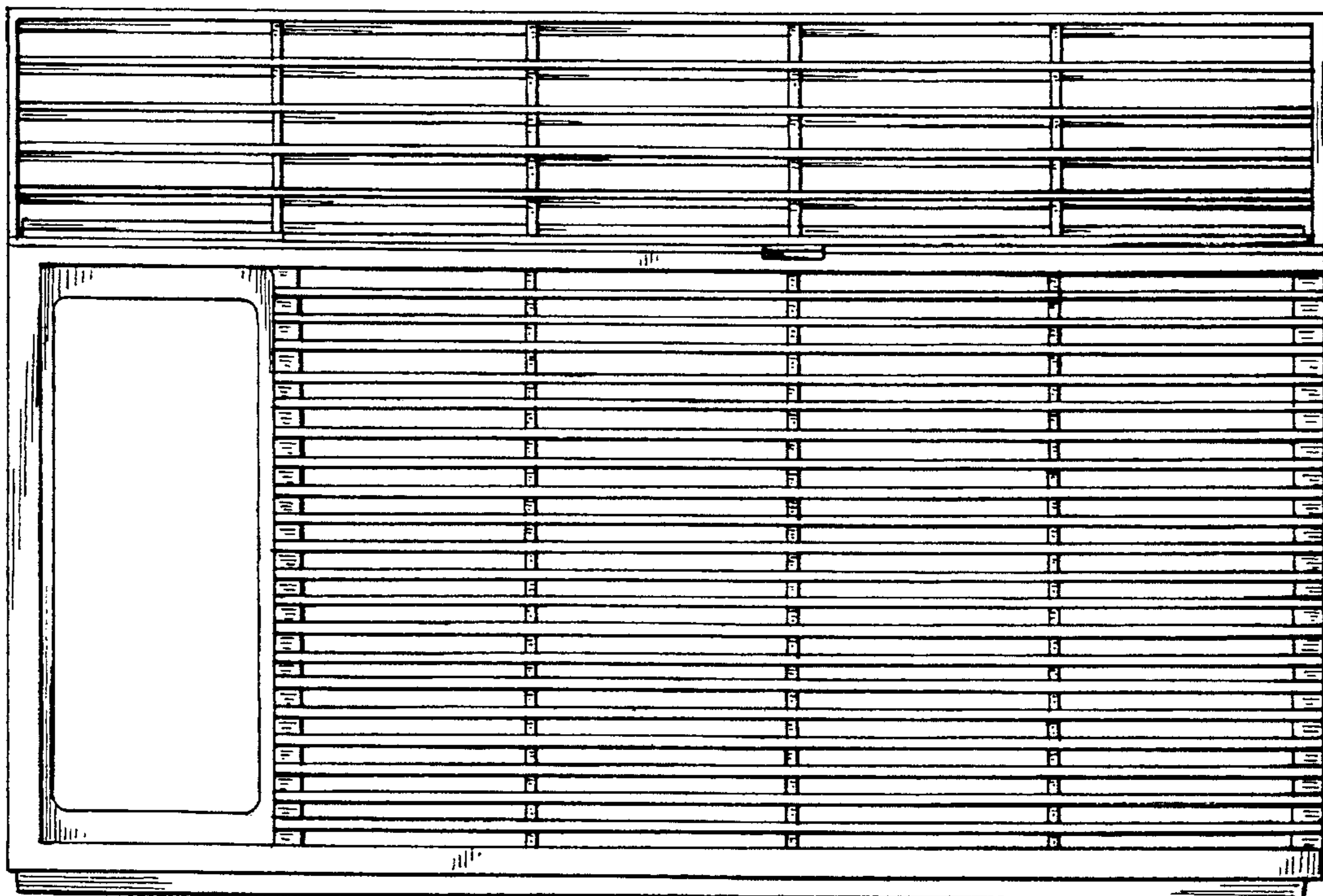


FIG. 3




FIG. 4




FIG. 5



FIG. 6



FIG. 7

