



US00D373797S

United States Patent [19] Siegel

[11] Patent Number: **Des. 373,797**

[45] Date of Patent: ****Sep. 17, 1996**

[54] **WEATHER DIE**

D. 242,480	11/1976	Russell	D21/41
D. 262,725	1/1982	Rice	D21/41
4,852,878	8/1989	Merrill	273/146 X

[76] Inventor: **Richard A. Siegel**, 518 Hudson St.,
3RF, Hoboken, N.J. 07030

Primary Examiner—Terry A. Wallace

[**] Term: **14 Years**

[57] **CLAIM**

[21] Appl. No.: **16,343**

The ornamental design for weather die, as shown.

[22] Filed: **Dec. 14, 1993**

DESCRIPTION

Related U.S. Application Data

[63] Continuation-in-part of Ser. No. 929,147, Aug. 13, 1992,
abandoned.

[52] U.S. Cl. **D21/41**

[58] Field of Search D21/41; 273/146

FIG. 1 is a plan view of a weather die showing my new design;

FIG. 2 is a top, front, left side perspective view thereof;

FIG. 3 is a bottom, rear, right side perspective view thereof;

FIG. 4 is a plan view thereof of an alternate embodiment of FIG. 1;

FIG. 5 is a top, front, left side perspective view of FIG. 4; and,

FIG. 6 is a bottom, rear, right side perspective view of FIG. 4.

References Cited

U.S. PATENT DOCUMENTS

D. 60,526	3/1922	Gayner	D21/41
D. 176,632	1/1956	Rosenow	D21/41

1 Claim, 2 Drawing Sheets




FIG 1

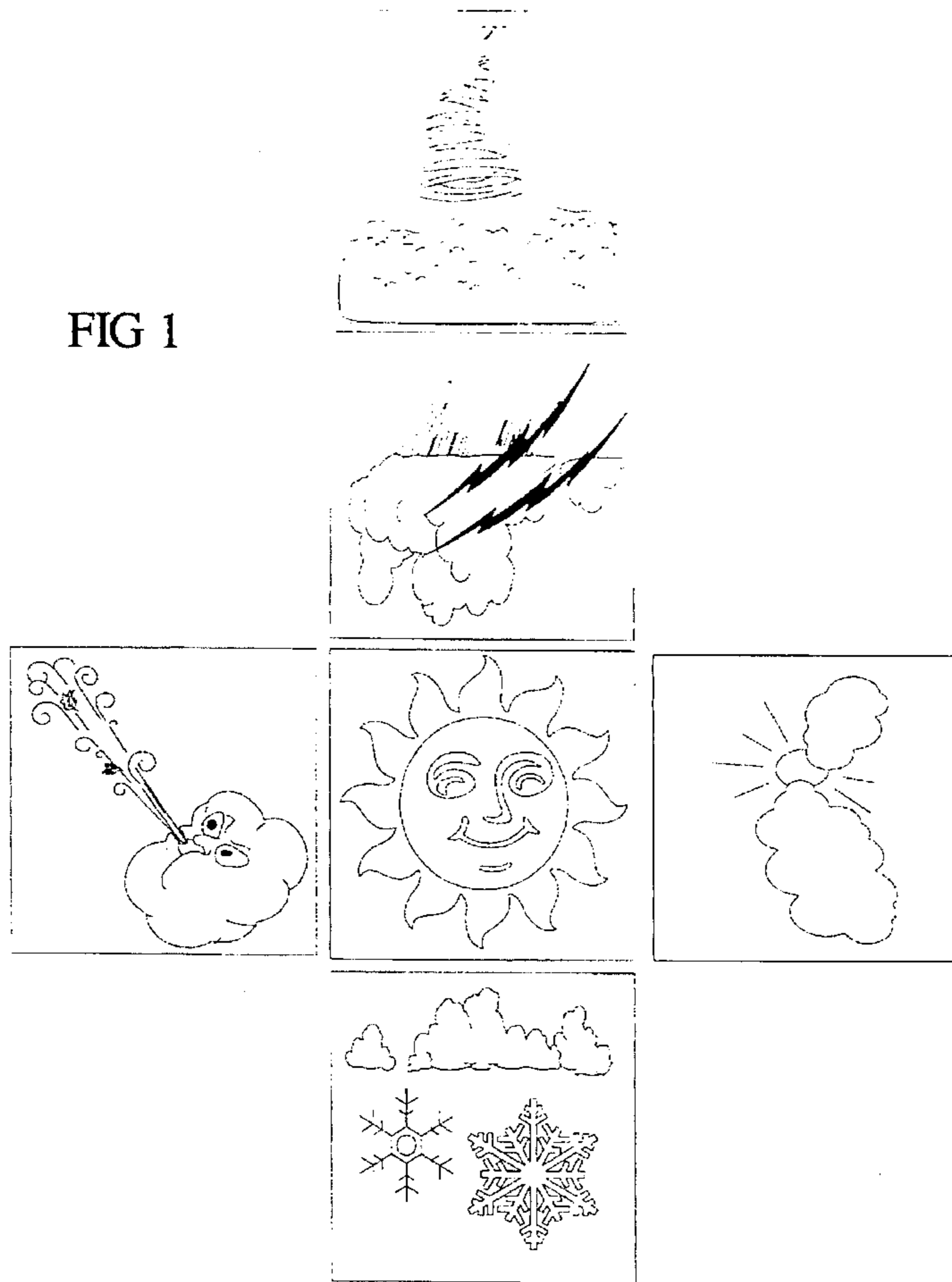


FIG. 2




FIG. 3

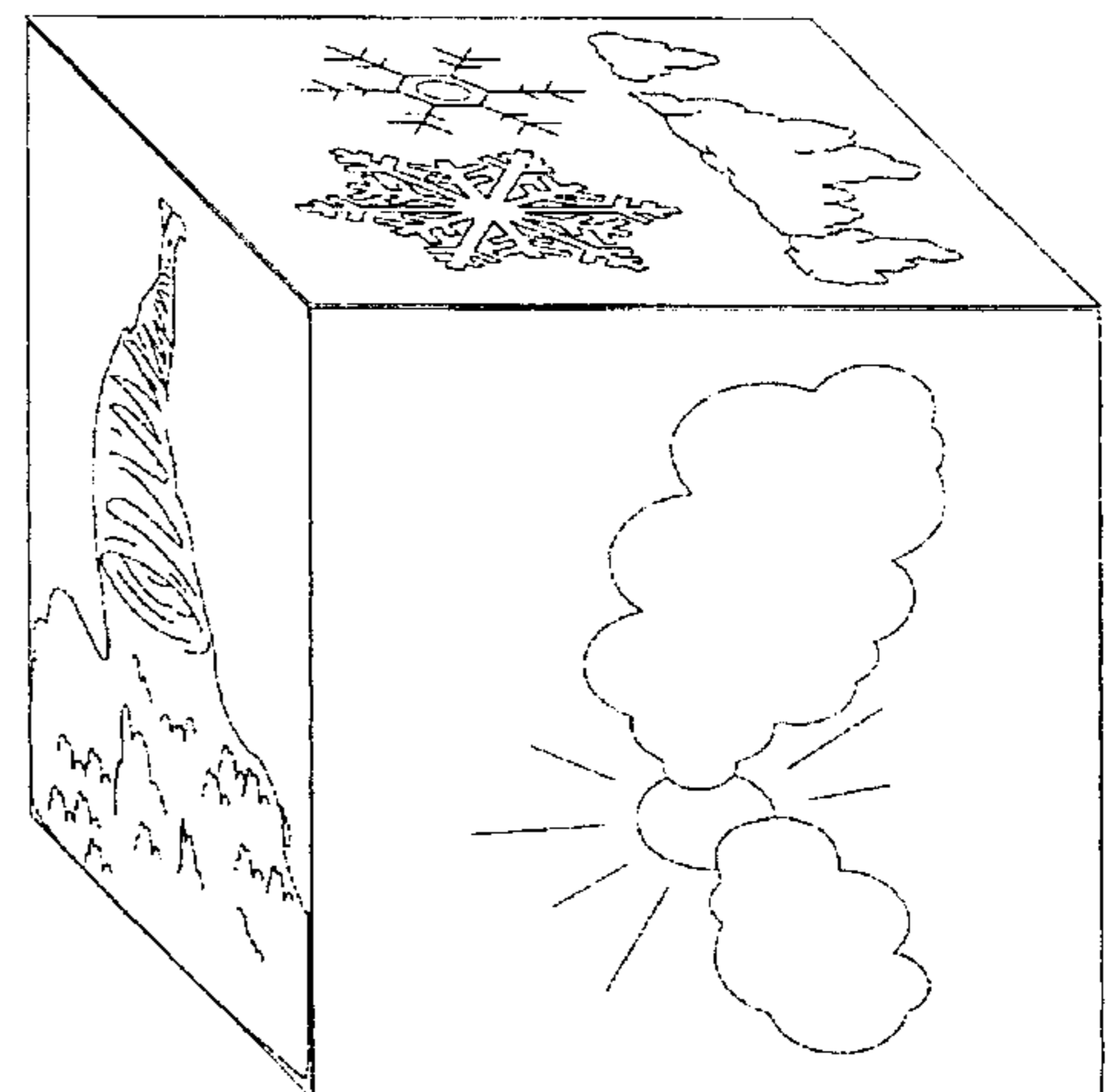


FIG. 4




FIG. 5




FIG. 6

