



US00D373796S

United States Patent [19]

Carlson

[11] Patent Number: Des. 373,796

[45] Date of Patent: **Sep. 17, 1996

[54] GAME BOX WITH INDIVIDUAL PIVOTABLE PEGS

[76] Inventor: George J. Carlson, Box 431, Midale Saskatchewan, Canada, S0C 1S0

[**] Term: 14 Years

[21] Appl. No.: 38,740

[22] Filed: May 12, 1995

[52] U.S. Cl. D21/37; D21/41

[58] Field of Search D21/37-41; 273/268, 273/145 A, 145 B

[56] References Cited

U.S. PATENT DOCUMENTS

D. 357,284	4/1995	Patterson	D21/41
3,989,243	11/1976	Breslow	273/268 X
4,410,182	10/1983	Francis	273/268
5,386,998	2/1995	Mader et al.	273/268 X

FOREIGN PATENT DOCUMENTS

440077	7/1935	United Kingdom	273/268
--------	--------	----------------	-------	---------

Primary Examiner—Ted Shooman
Assistant Examiner—Mitchell I. Siegel

[57] CLAIM

The ornamental design for a game box with individual pivotable pegs, as shown and described.

DESCRIPTION

FIG. 1 is a front elevational view of the game box with individual pivotable pegs showing my new design;
 FIG. 2 is a rear elevational view thereof;
 FIG. 3 is a left side elevational view thereof;
 FIG. 4 is a right side elevational view thereof;
 FIG. 5 is a top plan view thereof;
 FIG. 6 is a bottom plan view thereof;
 FIG. 7 is a cross sectional view taken on line 7—7 of FIG. 5; and,
 FIG. 8 is a cross sectional view taken on line 8—8 of FIG. 5.

The broken line showing of the words MUMBLEE PEG and CASH BOX, on FIG. 5, are for illustrative purposes only and forms no part of the claimed design.

1 Claim, 4 Drawing Sheets

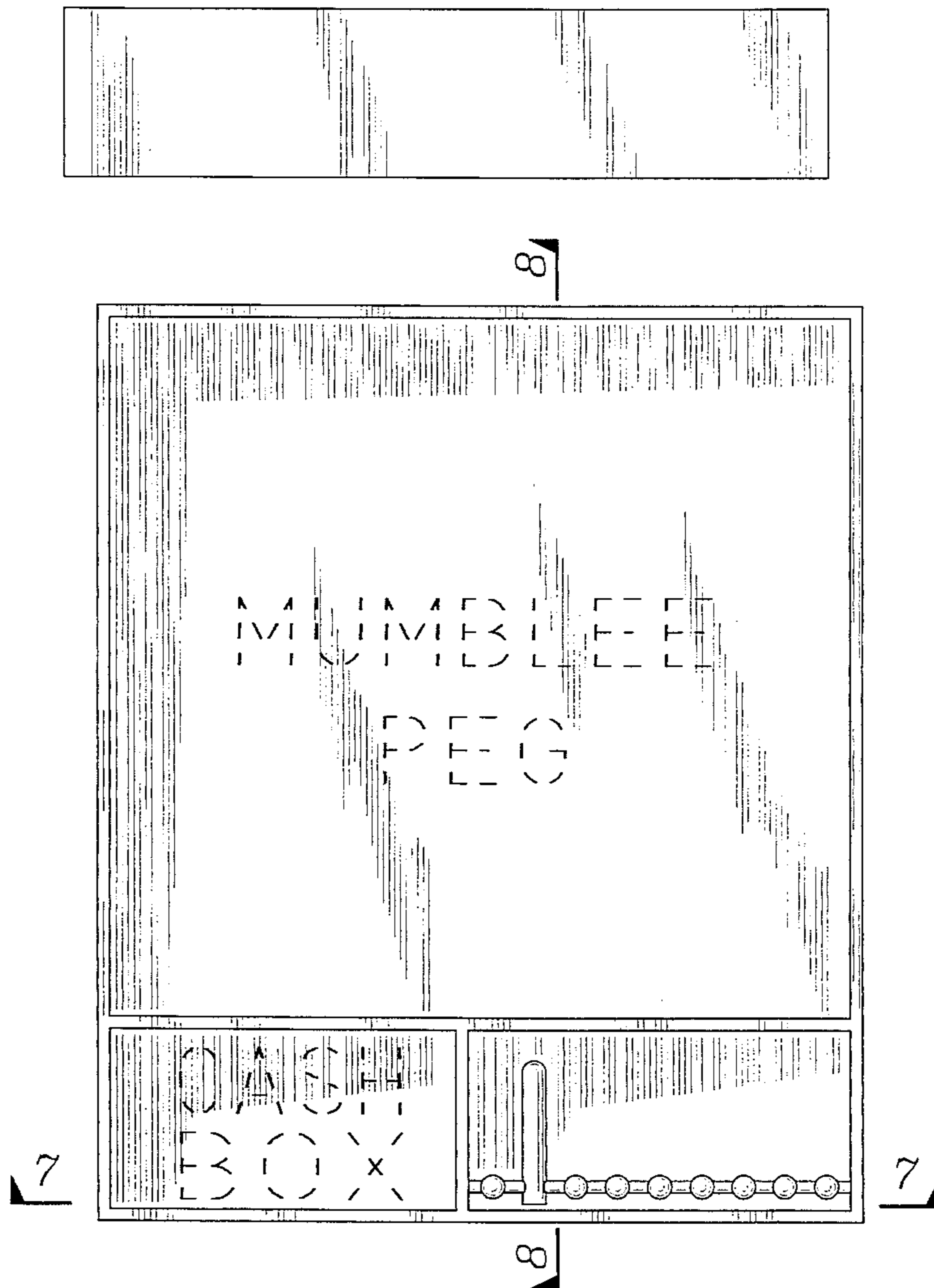


FIG. 1




FIG. 2




FIG. 3




FIG. 4




FIG. 5

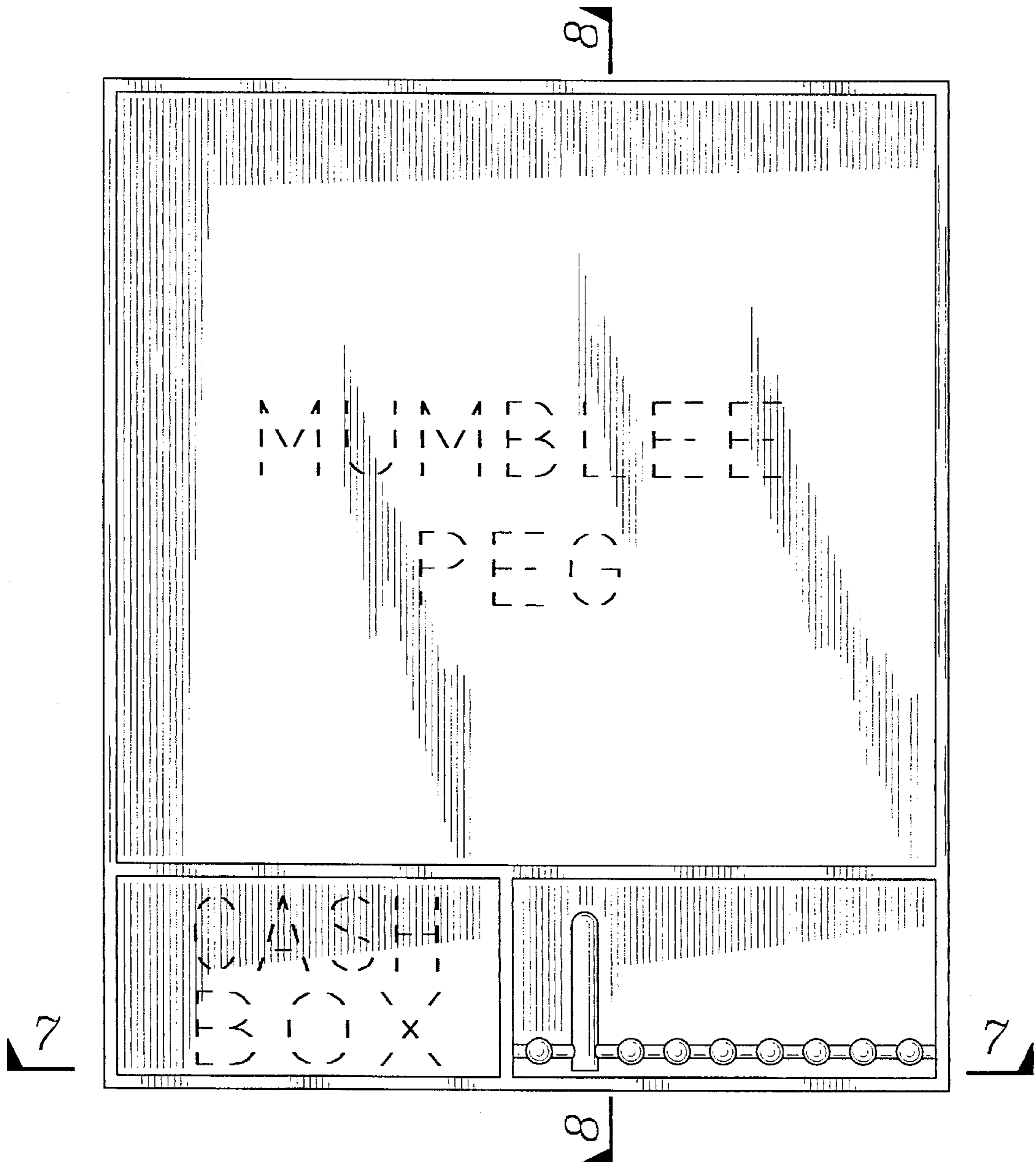


FIG. 6




FIG. 7

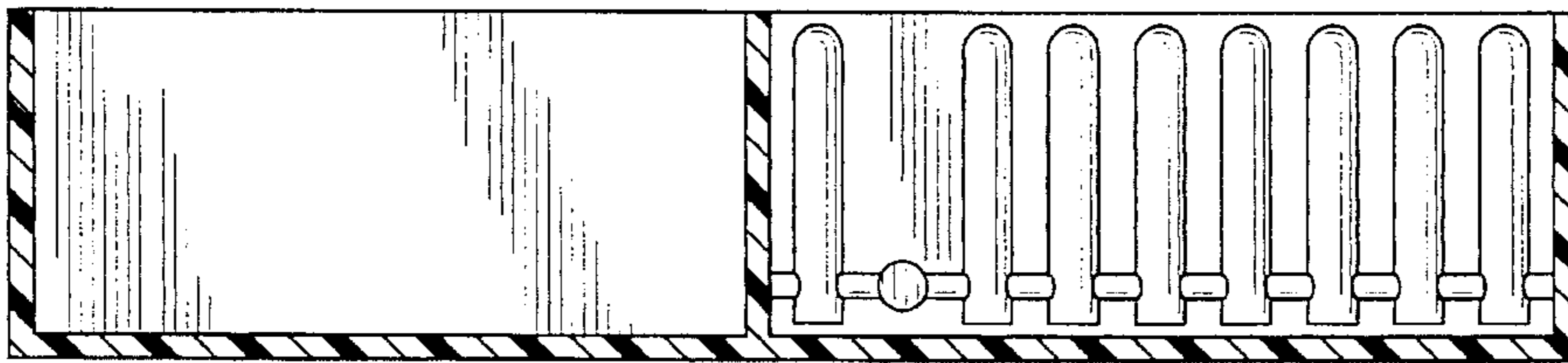


FIG. 8

