



US00D373793S

United States Patent [19]

Herbst et al.

[11] Patent Number: **Des. 373,793**

[45] Date of Patent: ****Sep. 17, 1996**

[54] **ELECTRIC PAPER PUNCH**

D. 349,301 8/1994 Mori D19/72
4,594,927 6/1986 Mori 83/620

[75] Inventors: **Walter B. Herbst**, Evanston; **Ralph Lazar**, Skokie, both of Ill.

OTHER PUBLICATIONS

Gift and Tableware Reporter, May 1969, p. 9, see item, page center.

[73] Assignee: **General Binding Corporation**, Northbrook, Ill.

Primary Examiner—Martie Thompson
Attorney, Agent, or Firm—Hill, Steadman & Simpson

[**] Term: **14 Years**

[21] Appl. No.: **25,110**

[57] CLAIM

[22] Filed: **Jun. 27, 1994**

The ornamental design for an electric paper punch, as shown.

[52] U.S. Cl. **D19/72; D19/65**

[58] Field of Search D19/65, 69, 72, D19/73, 74, 95, 99, 100; D8/49, 50, 98; 30/358, 363; 83/167, 454, 465, 467, 560, 588, 618, 620, 633, 687, 597

DESCRIPTION

FIG. 1 is a front, left side perspective view of an electric paper punch showing our new design; FIG. 2 is a left side elevational view thereof; FIG. 3 is a front elevational view thereof; FIG. 4 is a top plan view thereof; FIG. 5 is a right side elevational view thereof; and, FIG. 6 is a rear elevational view thereof.

[56] References Cited

U.S. PATENT DOCUMENTS

D. 227,111 6/1973 Rosen et al. D19/74 X
D. 256,479 8/1980 Manusch D19/72
D. 295,192 4/1988 Lucey D19/92
D. 306,551 3/1990 Yuen D19/73 X

1 Claim, 2 Drawing Sheets




FIG. 1




FIG. 2

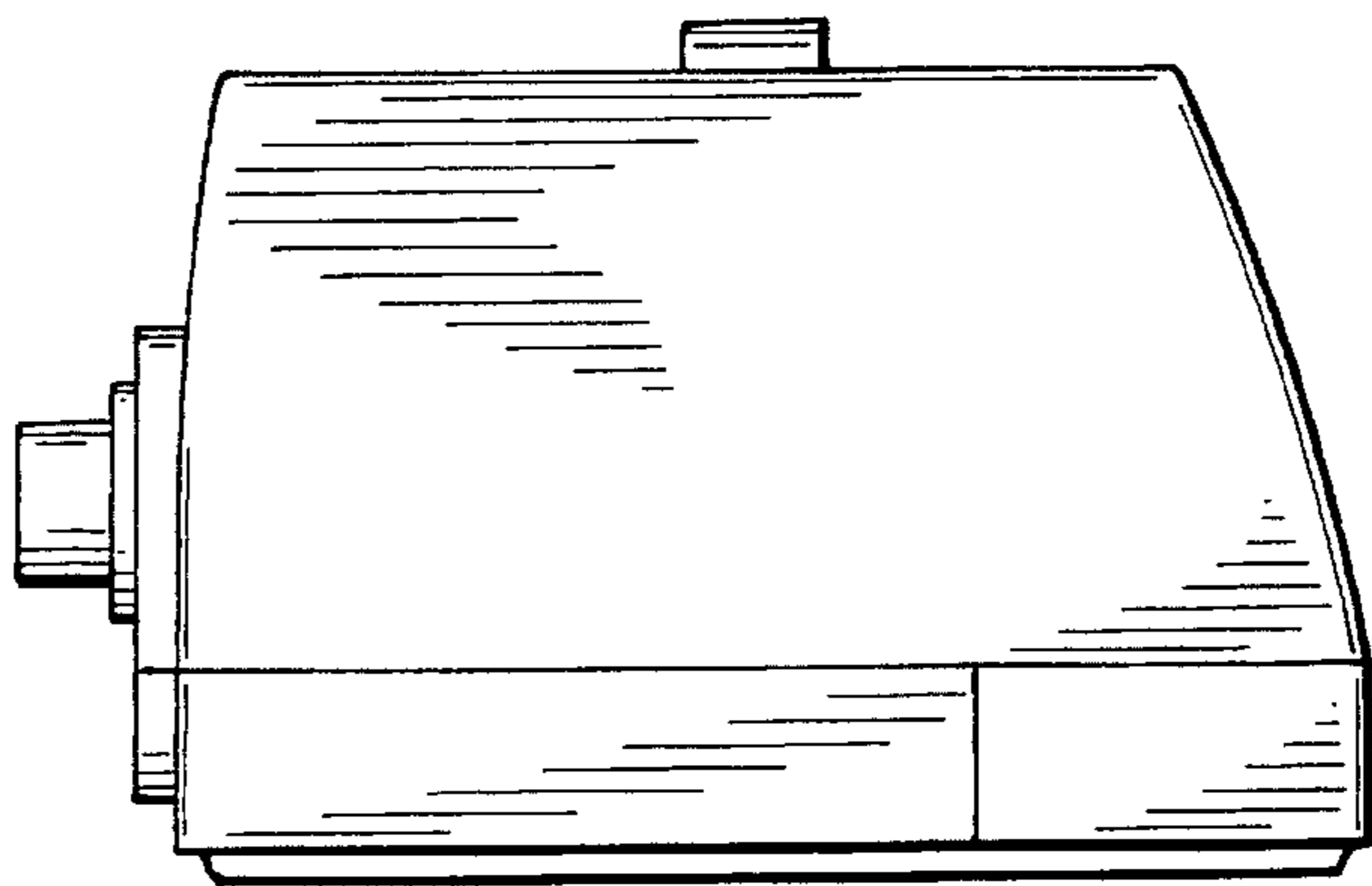


FIG. 3




FIG. 4

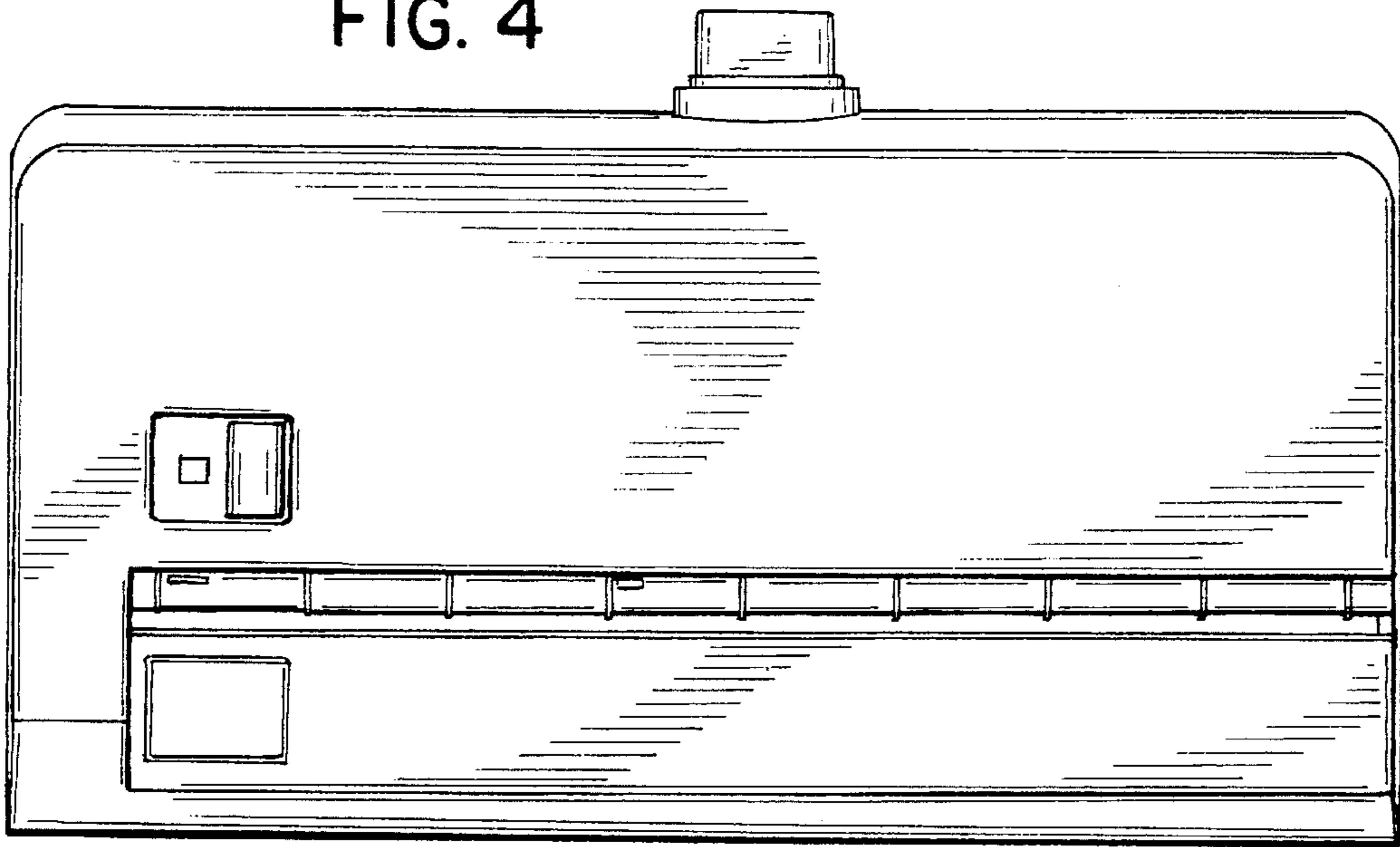


FIG. 5

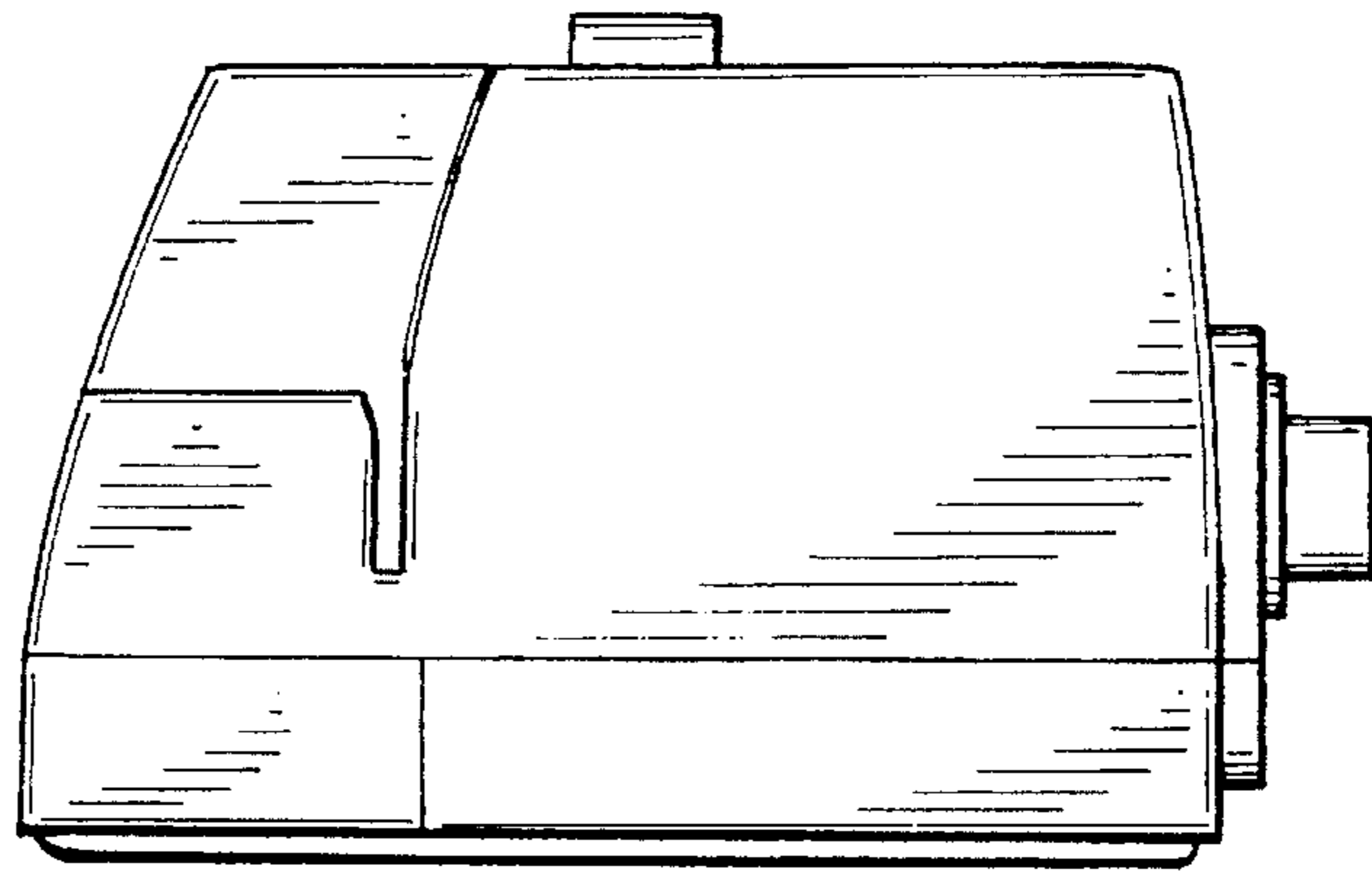


FIG. 6

