



US00D373791S

# United States Patent [19]

Nobata

[11] Patent Number: **Des. 373,791**

[45] Date of Patent: **\*\*Sep. 17, 1996**

[54] **CARTRIDGE FOR VIDEO PRINTER**

[75] Inventor: **Fujio Nobata**, Tokyo, Japan

[73] Assignee: **Sega Enterprises, Ltd.**, Tokyo, Japan

[\*\*] Term: **14 Years**

[21] Appl. No.: **46,431**

[22] Filed: **Nov. 14, 1995**

[30] **Foreign Application Priority Data**

May 16, 1995 [JP] Japan ..... 7-13581

[52] **U.S. Cl.** ..... **D18/56**

[58] **Field of Search** ..... D18/56-59, 18,  
D18/40, 43, 44; 400/208, 207, 194, 195,  
196, 196.1; D14/121, 164; 273/DIG. 28

[56] **References Cited**

**U.S. PATENT DOCUMENTS**

- D. 332,275 1/1993 Katsuno ..... D18/56
- D. 334,209 3/1993 Katsuno ..... D18/56
- D. 338,912 8/1993 Miyamoto ..... D18/56

- D. 361,592 8/1995 Niwano ..... D18/56
- 5,079,565 1/1992 Shimizu et al. .... 400/208 X
- 5,371,527 12/1994 Miller et al. .... D18/56 X
- 5,411,339 5/1995 Bahrabadi et al. .... 400/208 X
- 5,422,667 6/1995 Daggs et al. .... D18/56 X

*Primary Examiner*—Prabhakar G. Deshmukh  
*Attorney, Agent, or Firm*—Ladas & Parry

[57] **CLAIM**

The ornamental design for a cartridge for video printer, as shown and described.

**DESCRIPTION**

FIG. 1 is a perspective view of a cartridge for video printer showing my new design;  
FIG. 2 is a front view thereof;  
FIG. 3 is a rear view thereof;  
FIG. 4 is a top view thereof;  
FIG. 5 is a bottom view thereof;  
FIG. 6 is a right side view thereof; and,  
FIG. 7 is a left side view thereof.

**1 Claim, 3 Drawing Sheets**

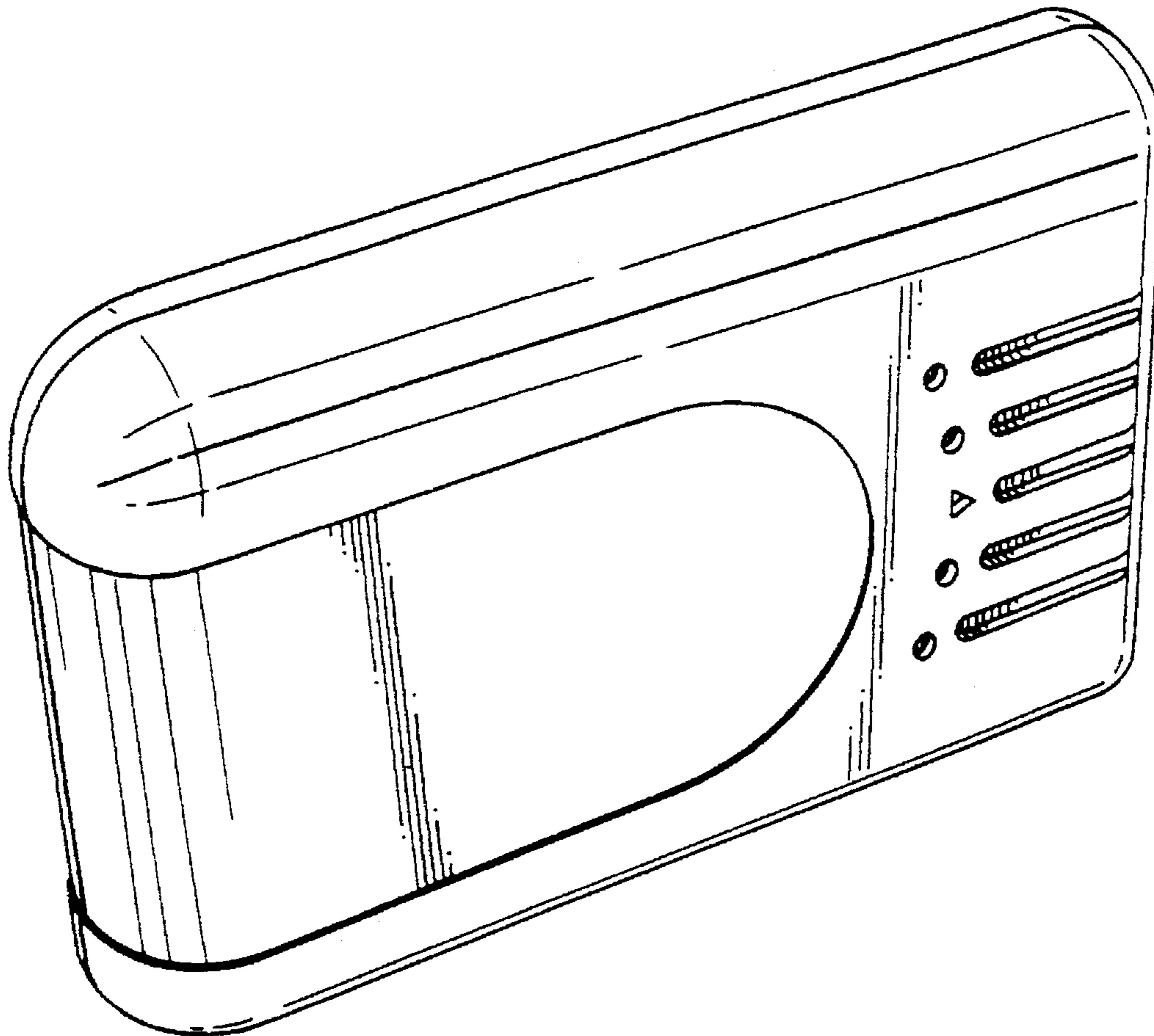


FIG. 1

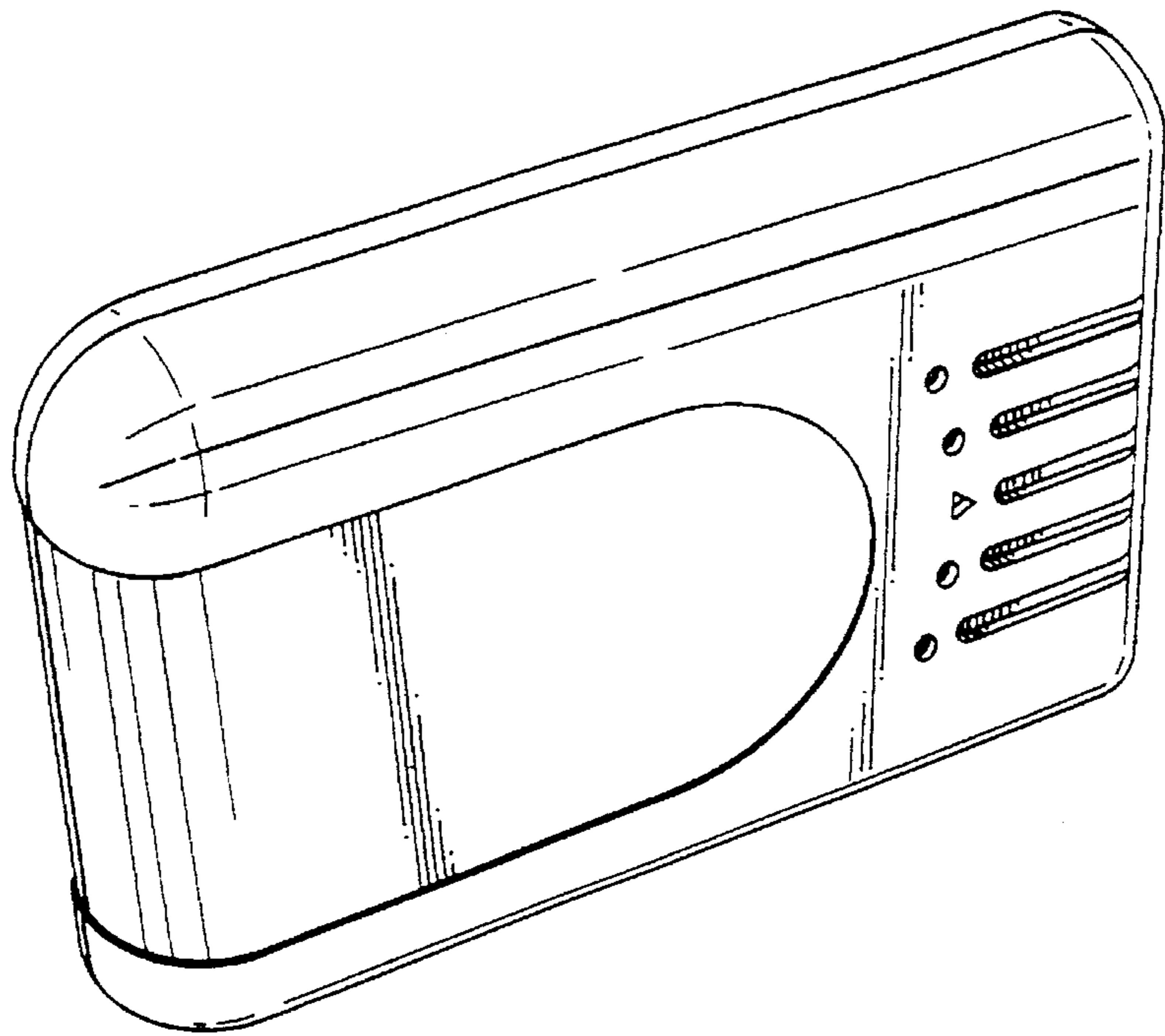


FIG. 2

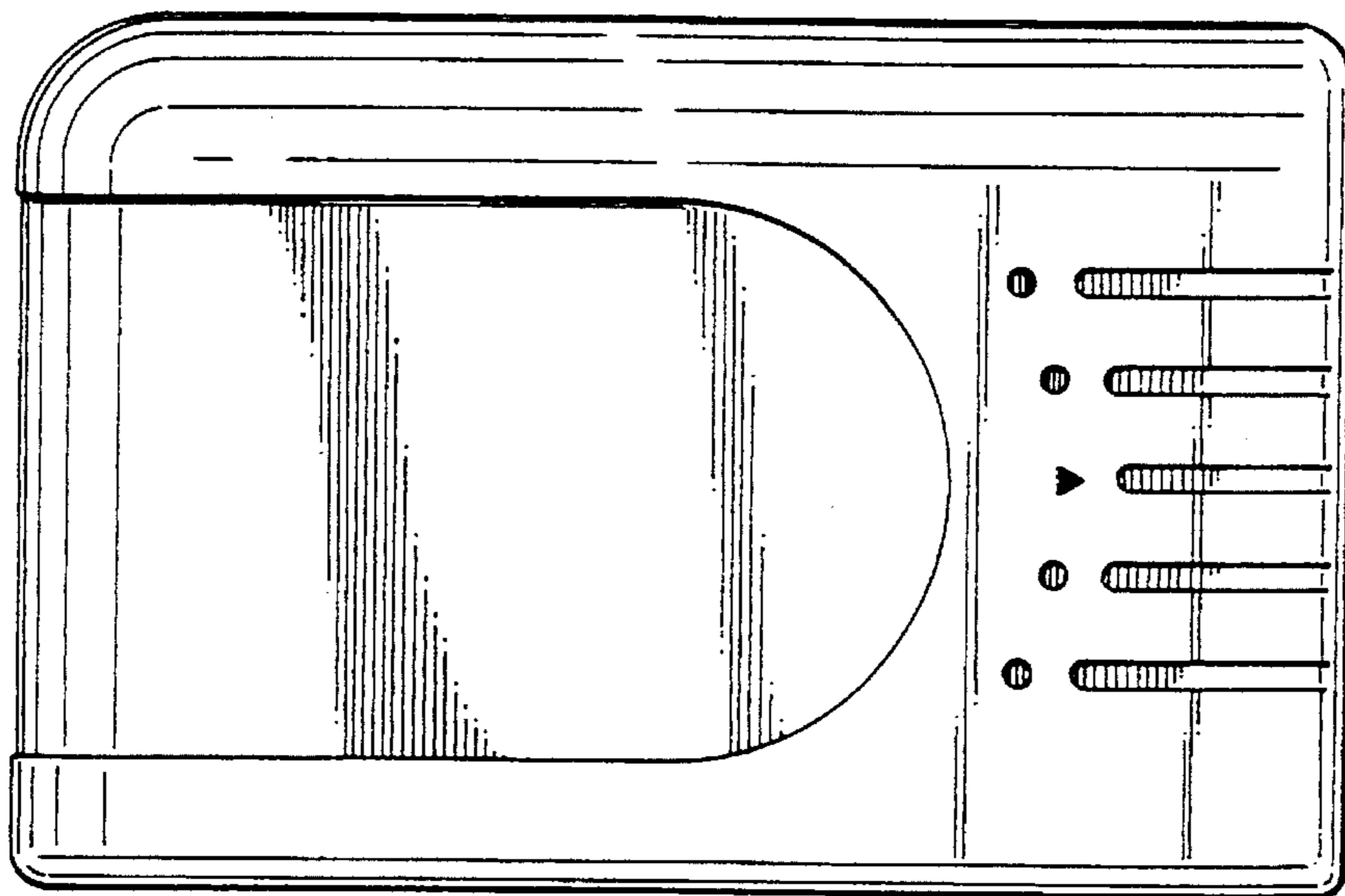


FIG. 3

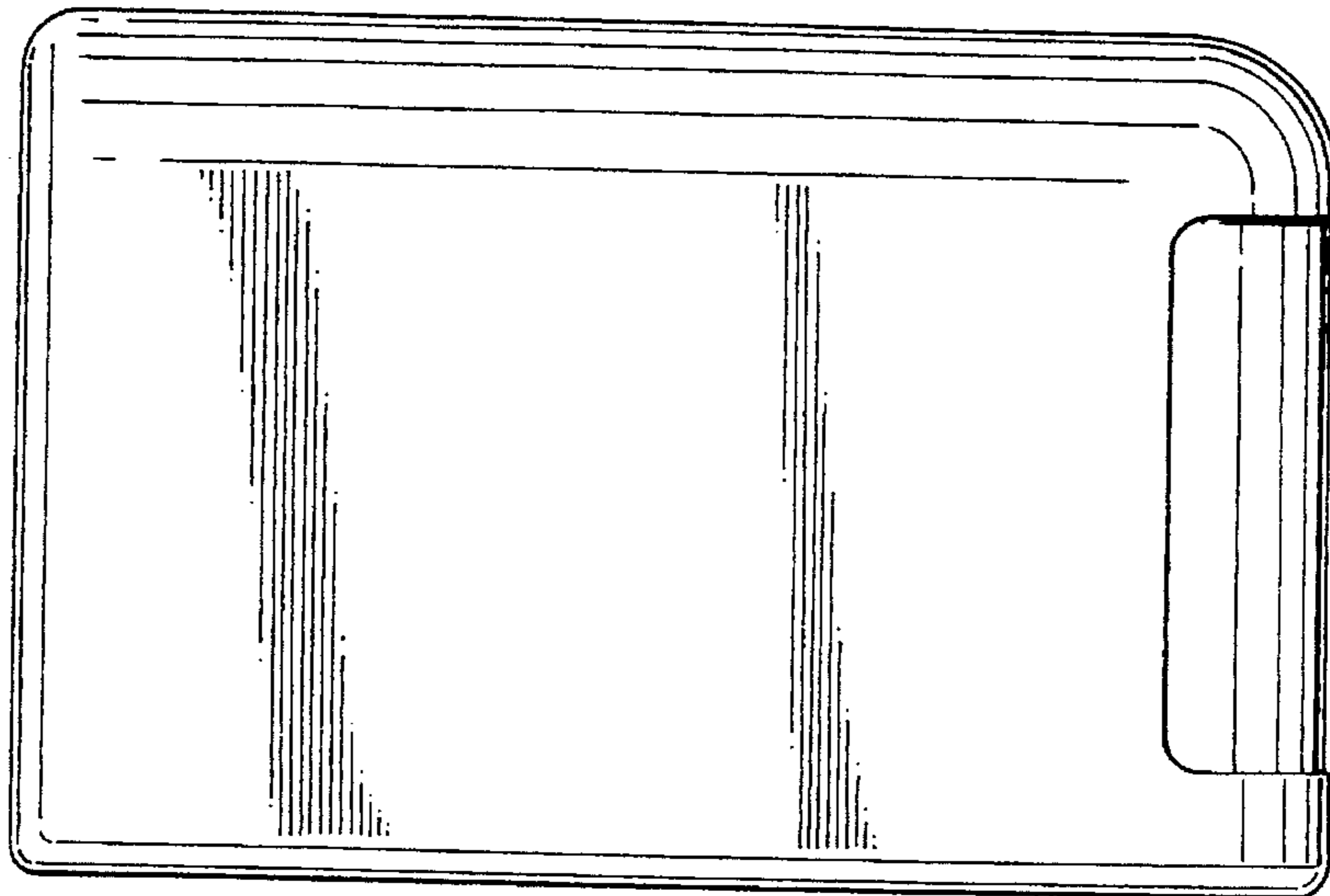


FIG. 4




FIG. 5




FIG. 6




FIG. 7

