



US00D373790S

United States Patent [19]

Karafuji et al.

[11] Patent Number: **Des. 373,790**

[45] Date of Patent: ****Sep. 17, 1996**

[54] **OFFSET PRINTING MACHINE**

[75] Inventors: **Nobuhiko Karafuji**, Chiyoda-ku;
Toshiyuki Miyake, Fuchu, both of
Japan

[73] Assignee: **Ryobi Limited**, Japan

[**] Term: **14 Years**

[21] Appl. No.: **43,337**

[22] Filed: **Sep. 1, 1995**

[30] **Foreign Application Priority Data**

Mar. 2, 1995 [JP] Japan D07-5953

[52] U.S. Cl. **D18/53**

[58] Field of Search D18/53; 101/183,
101/171, 174, 177, 181, 180, 183

[56] **References Cited**

U.S. PATENT DOCUMENTS

D. 192,394 3/1962 Behnk D18/53

D. 277,767 2/1985 Sakamoto et al. D18/53
D. 353,618 12/1994 Hiraishi et al. D18/53

Primary Examiner—Louis S. Zarfes
Assistant Examiner—Frank Martinez
Attorney, Agent, or Firm—Nixon & Vanderhye

[57] **CLAIM**

The ornamental design for an offset printing machine, as shown.

DESCRIPTION

FIG. 1 is a front perspective view of an offset printing machine showing our design;
FIG. 2 is a rear perspective view thereof;
FIG. 3 is a front elevational view thereof;
FIG. 4 is a right side elevational view thereof;
FIG. 5 is a side elevation view thereof;
FIG. 6 is a top plan view thereof; and,
FIG. 7 is a rear elevational view thereof.

1 Claim, 4 Drawing Sheets




FIG. 1




FIG. 2




FIG. 3




FIG. 4




FIG. 5




FIG. 6




FIG. 7

