



US00D373772S

# United States Patent [19]

Bennett et al.

[11] Patent Number: **Des. 373,772**

[45] Date of Patent: **\*\*Sep. 17, 1996**

[54] TELEPHONE HANDSET

[75] Inventors: **Stephen E. Bennett**, Succasunna, N.J.; **Mark Biasotti**, San Jose, Calif.; **Reed S. Brown**, Indianapolis, Ind.; **Michael J. Nuttall**, Portola Valley, Calif.; **John H. Schaffeld**, New Vernon, N.J.

[73] Assignee: **AT&T IPM Corp.**, Coral Gables, Fla.

[\*\*] Term: **14 Years**

[21] Appl. No.: **32,961**

[22] Filed: **Dec. 30, 1994**

[52] U.S. Cl. .... **D14/248**

[58] Field of Search ..... D14/116, 137, 141, 138, 140, 142, 147, 148, 248; 379/58-61, 419, 420, 428, 440, 433, 454, 455

[56] **References Cited**

**U.S. PATENT DOCUMENTS**

- D. 297,838 9/1988 Boykiw et al. .... D14/248
- D. 299,027 12/1988 Boykiw ..... D14/248
- D. 313,800 1/1991 Appleby ..... D14/148 X

- D. 344,272 2/1994 Desbarats ..... D14/248
- D. 357,251 4/1995 Watanabe et al. .... D14/248 X
- 3,627,930 12/1971 Tolman ..... 379/433

**OTHER PUBLICATIONS**

Spiegel Catalog 1991, p. 504, Cobra Phone at top.

*Primary Examiner*—Jeffrey Asch  
*Attorney, Agent, or Firm*—Samuel R. Williamson

[57] **CLAIM**

The ornamental design for a telephone handset, as shown and described.

**DESCRIPTION**

FIG. 1 is a top, front and left side perspective view of a telephone handset showing our new design; FIG. 2 is a bottom plan view thereof; FIG. 3 is a top plan view thereof; FIG. 4 is a side elevation thereof, the side opposite being a mirror image; FIG. 5 is a rear elevation thereof; and, FIG. 6 is a front elevation thereof.

**1 Claim, 2 Drawing Sheets**

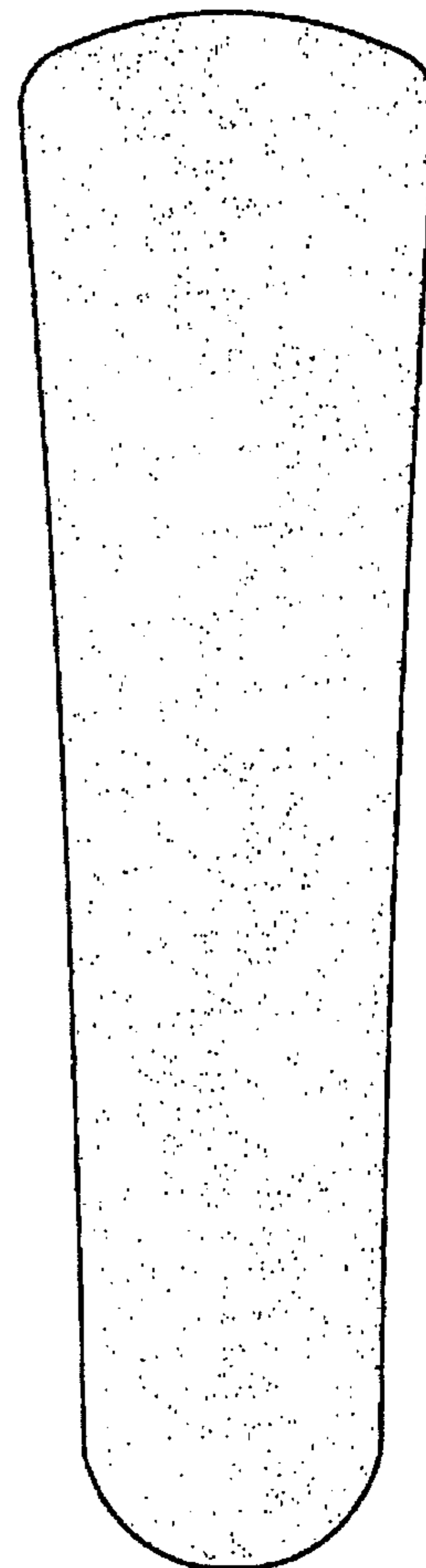
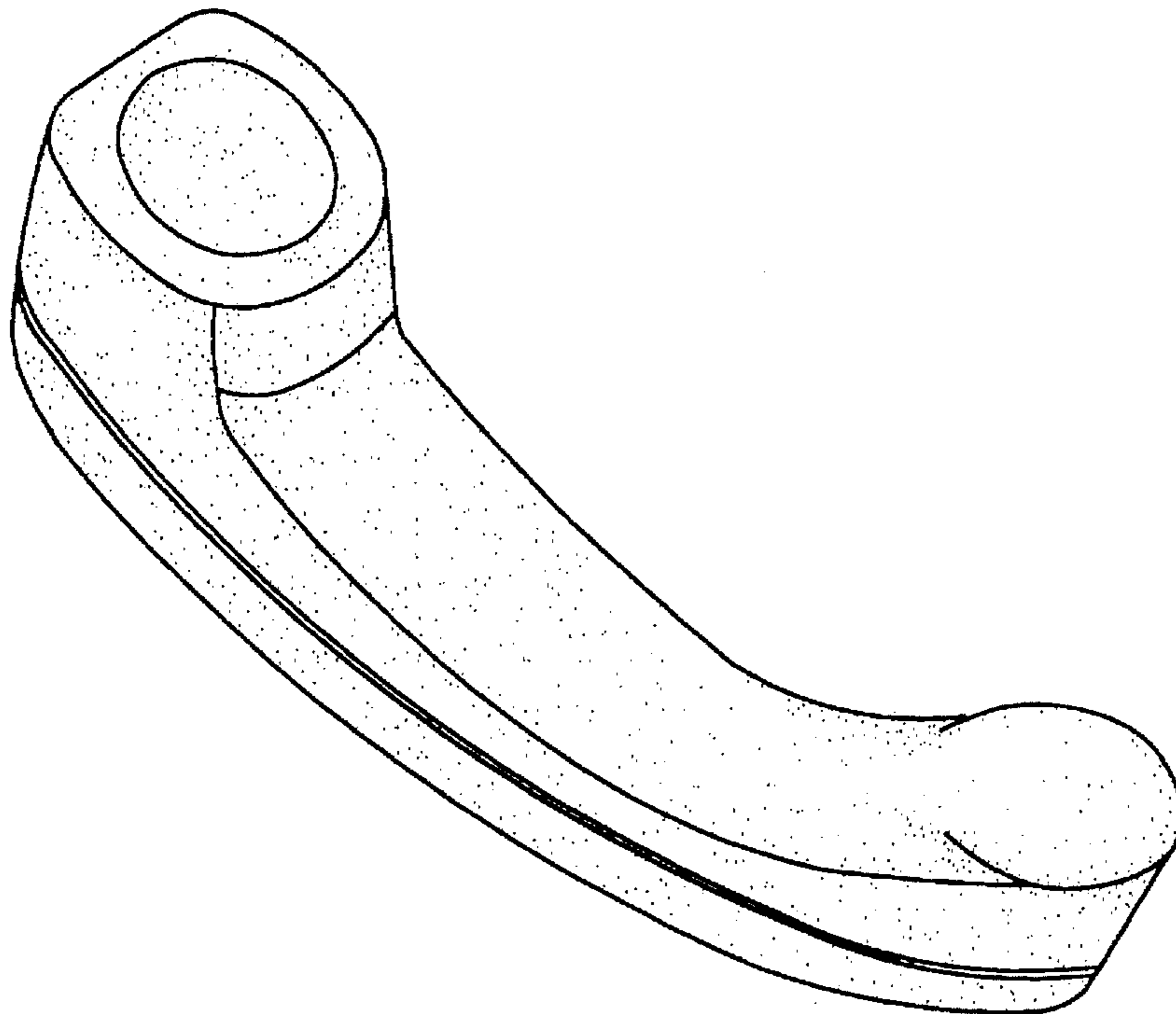


FIG. 1

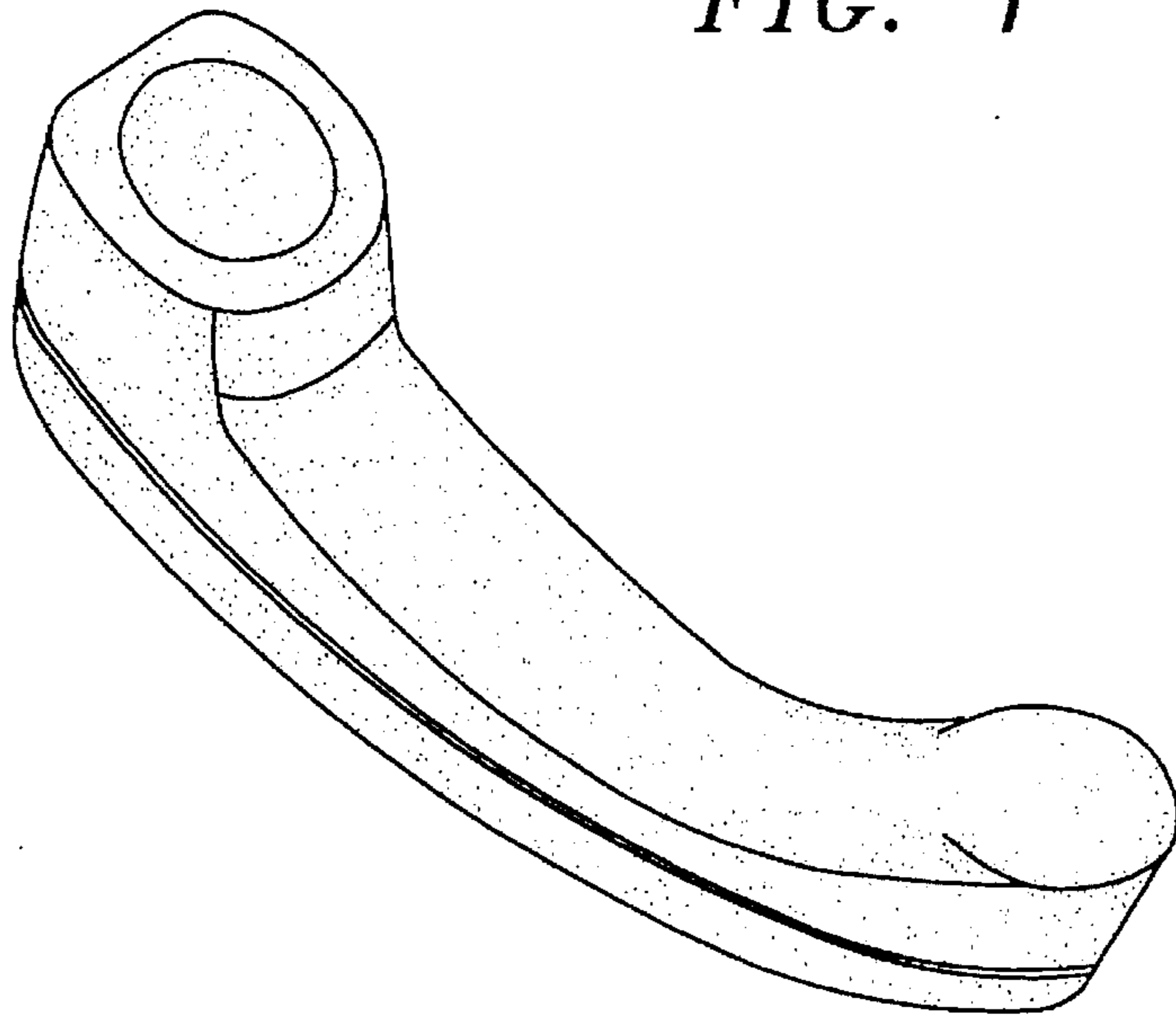


FIG. 2

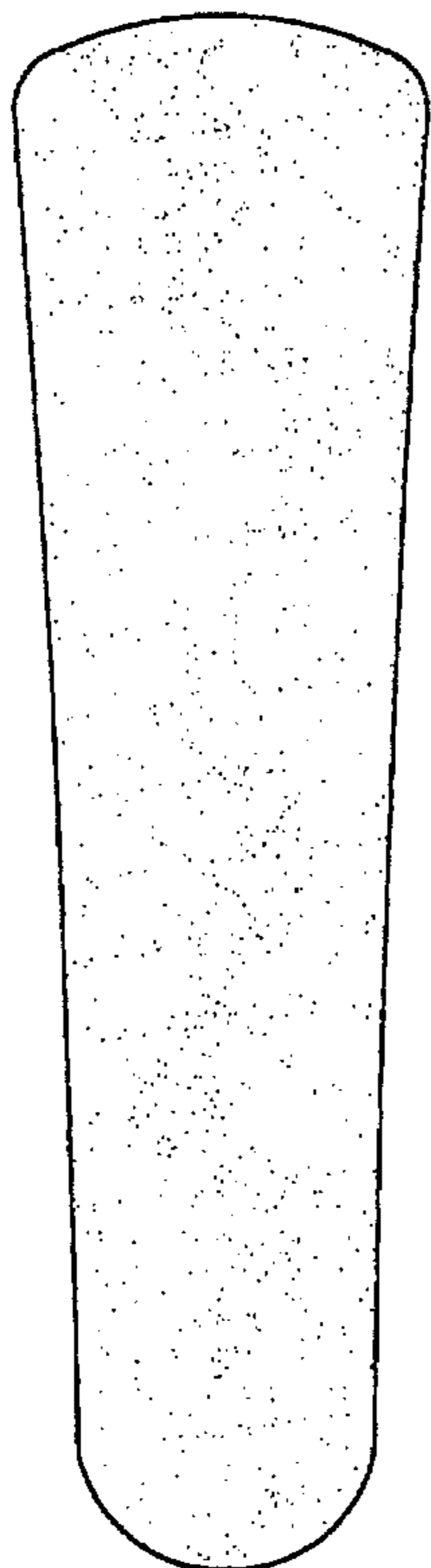
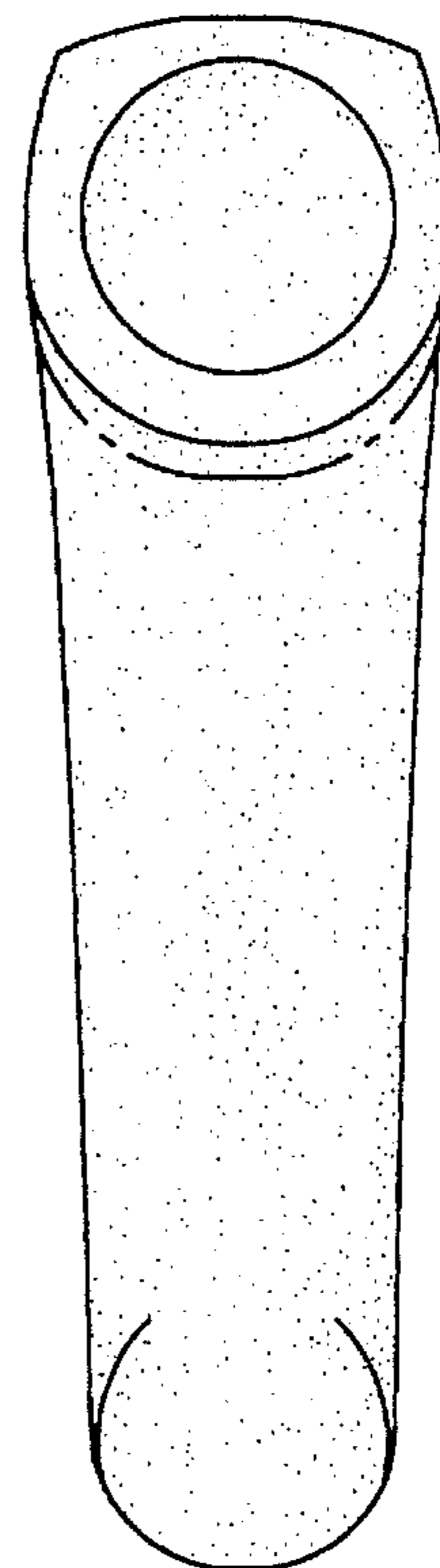


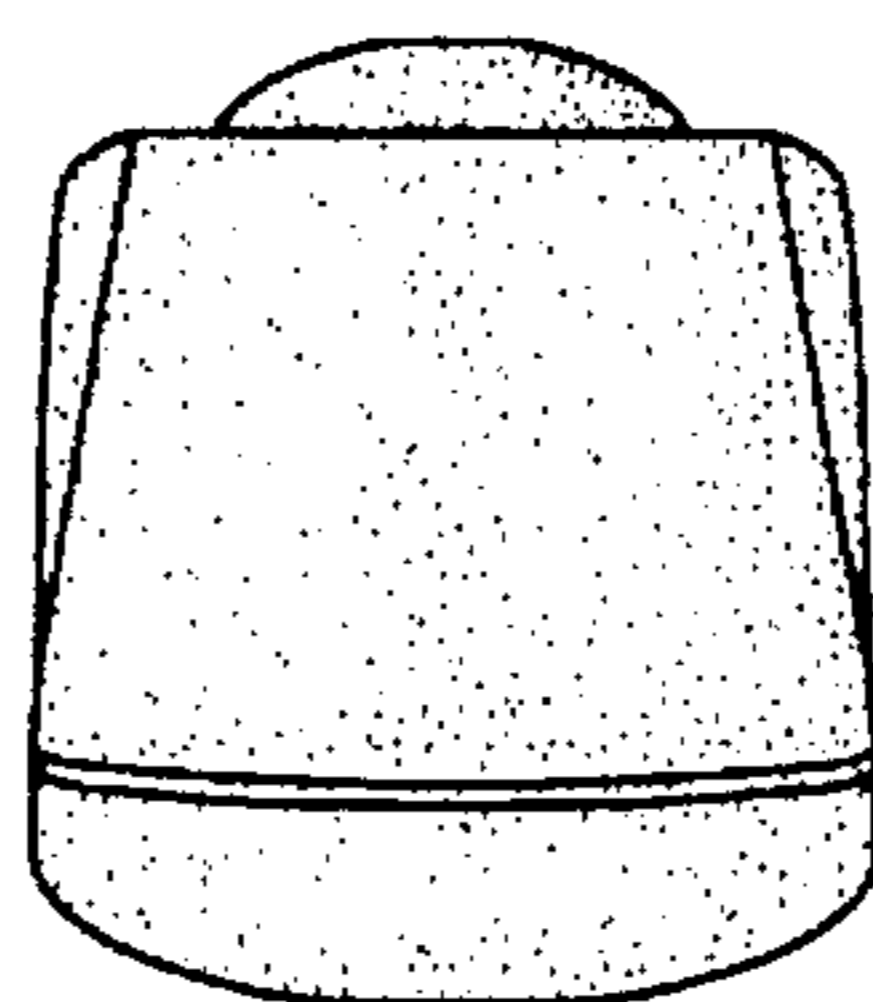
FIG. 3



*FIG. 4*



*FIG. 5*



*FIG. 6*

