



US00D373756S

United States Patent [19]
Chen

[11] **Patent Number:** **Des. 373,756**
[45] **Date of Patent:** ****Sep. 17, 1996**

[54] **BATTERY CHARGER FOR A CELLULAR PHONE**

[76] Inventor: **Chien-shu Chen**, 4th Fl., No. 2-3, Lane 313, Chang An St., Lu Chou Hsiang, Taipei Hsien, Taiwan

[**] Term: **14 Years**

[21] Appl. No.: **42,750**

[22] Filed: **Aug. 16, 1995**

[52] U.S. Cl. **D13/108**

[58] Field of Search D13/107, 108, D13/144; D14/138, 191, 240, 251, 253; 320/2, 3, 4, 15

[56] **References Cited**

U.S. PATENT DOCUMENTS

D.330,885 11/1992 Tattari D13/108
D. 341,123 11/1993 Hakanen et al. D13/108

Primary Examiner—Joel Sincavage
Attorney, Agent, or Firm—Ross, Clapp, Korn & Montgomery, L.L.P.


[57] **CLAIM**

The ornamental design for a battery charger for a cellular phone, as shown and described.

DESCRIPTION

FIG. 1 is a front-left-top perspective view of a battery charger for a cellular phone, showing my new design; FIG. 2 is a front view thereof; FIG. 3 is a rear view thereof; FIG. 4 is a left side view thereof; FIG. 5 is a right side view thereof; FIG. 6 is a top view thereof; and, FIG. 7 is a bottom view thereof.

1 Claim, 3 Drawing Sheets






FIG 1

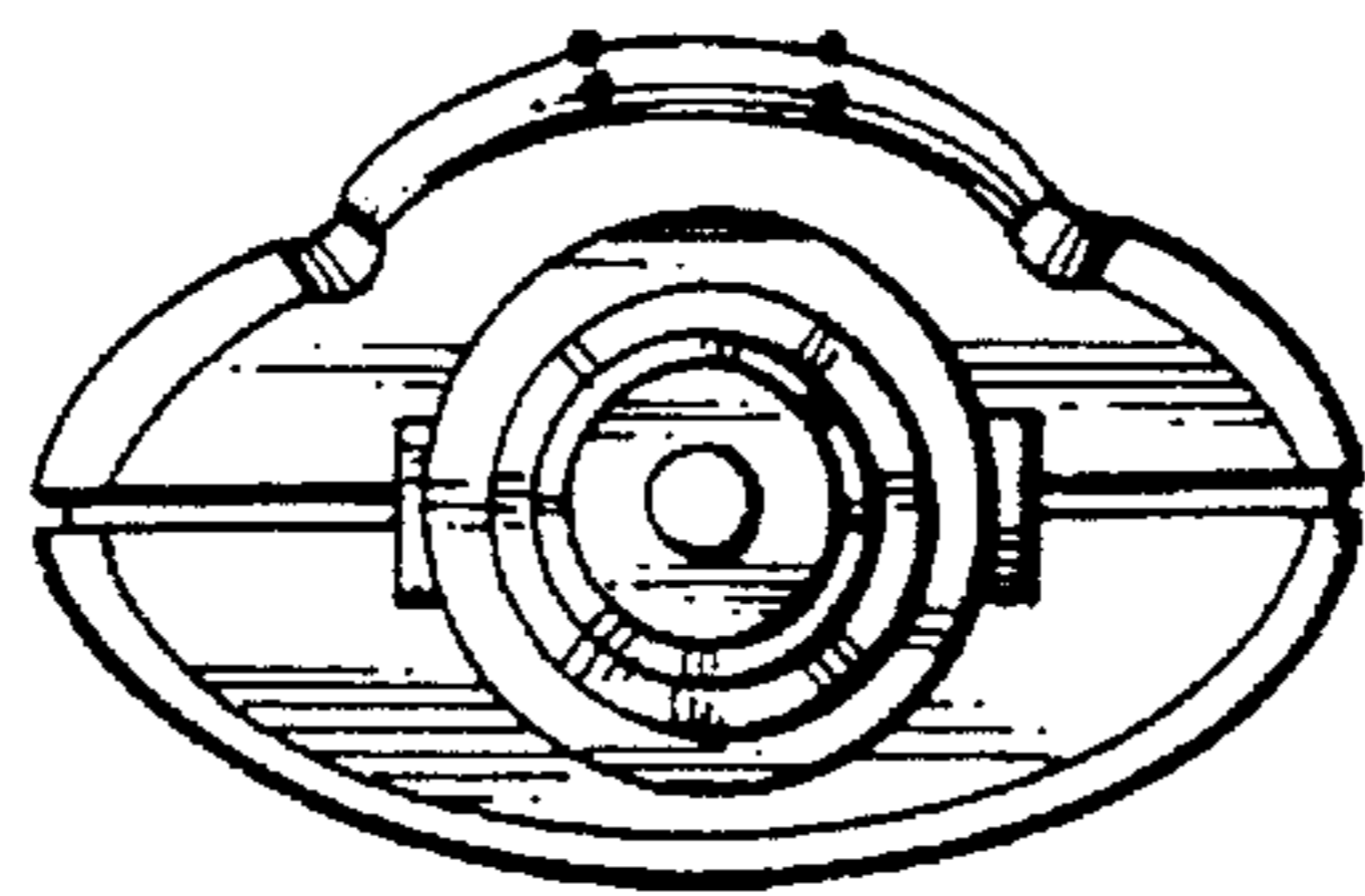


FIG 2




FIG 4




FIG 5

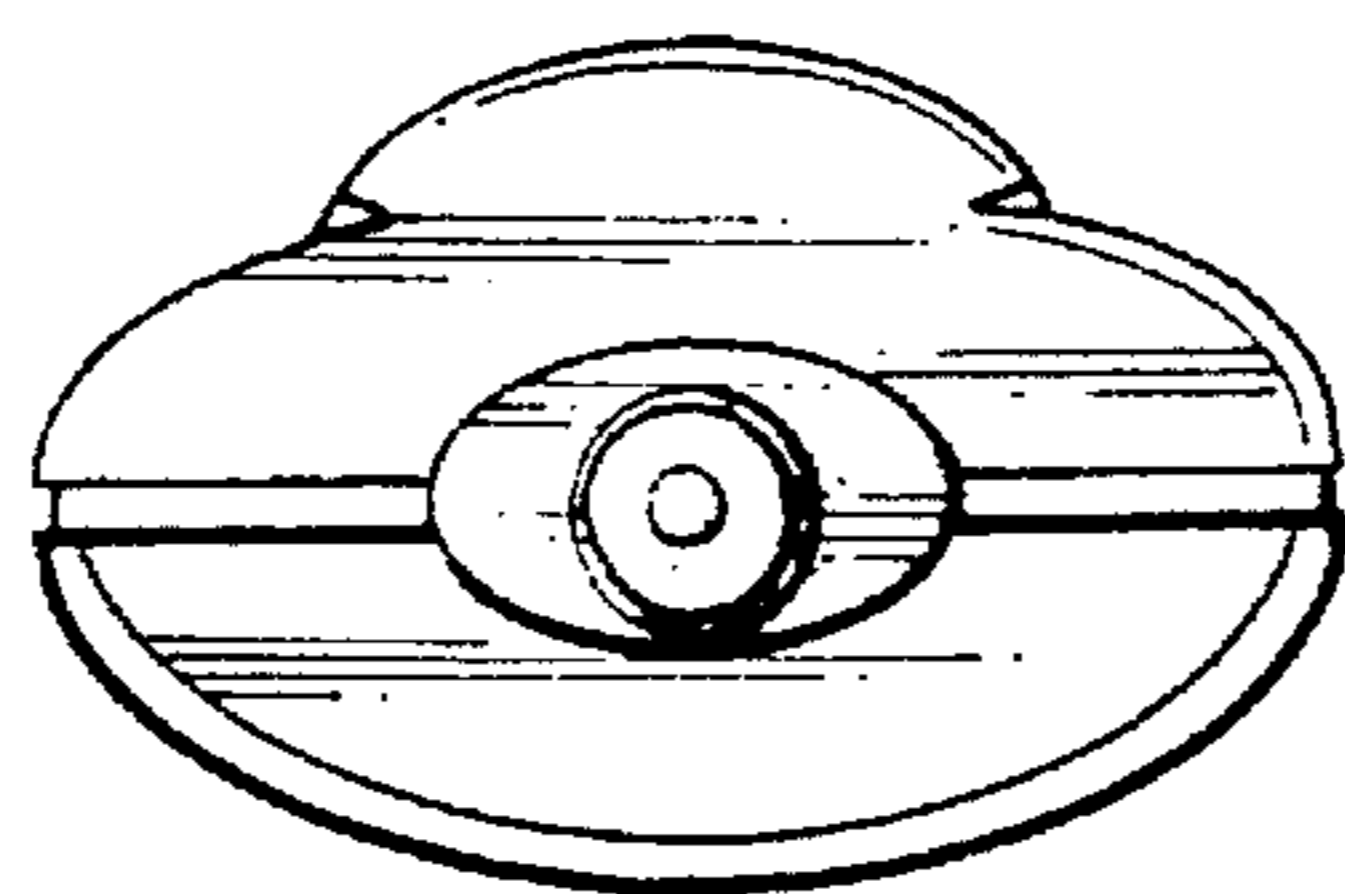


FIG 3

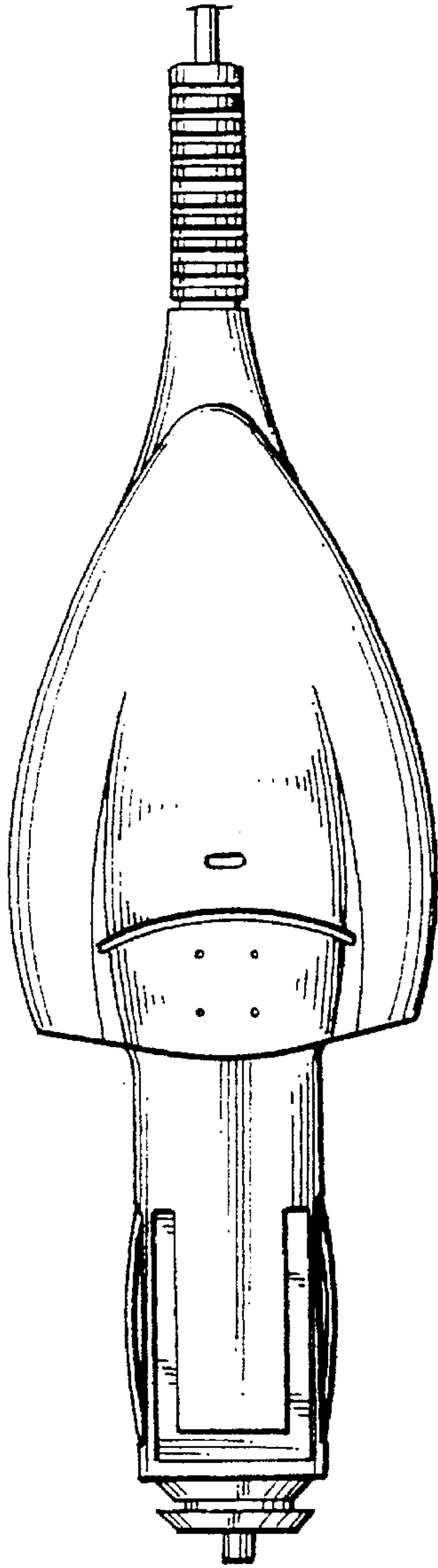


FIG 6

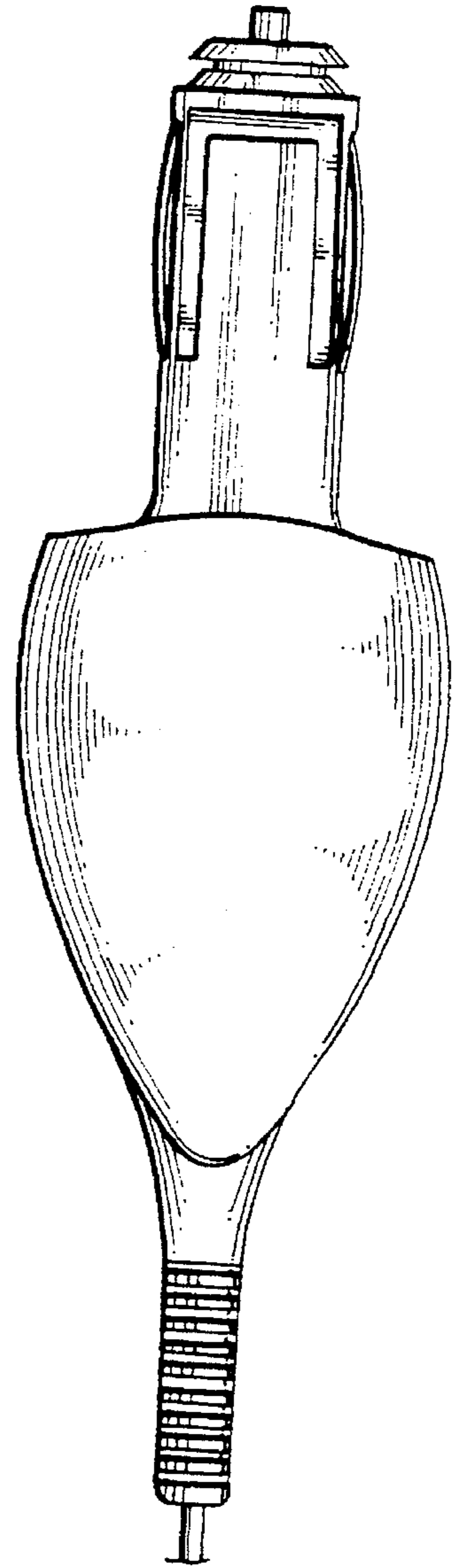


FIG 7